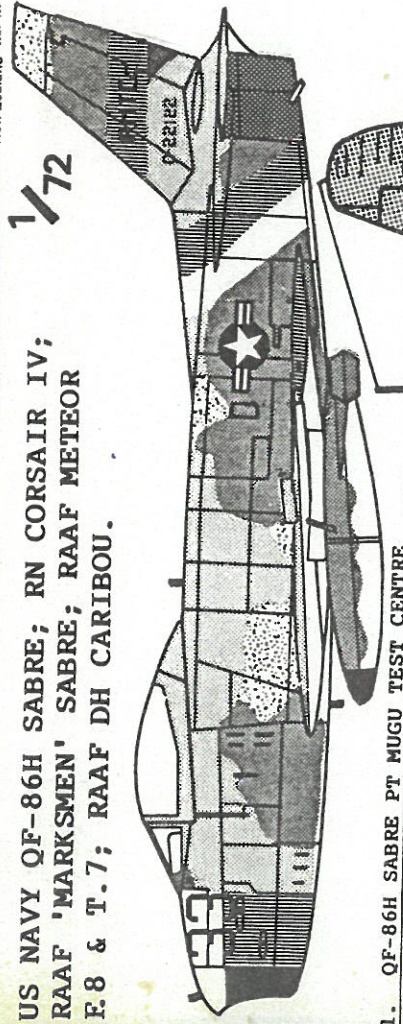


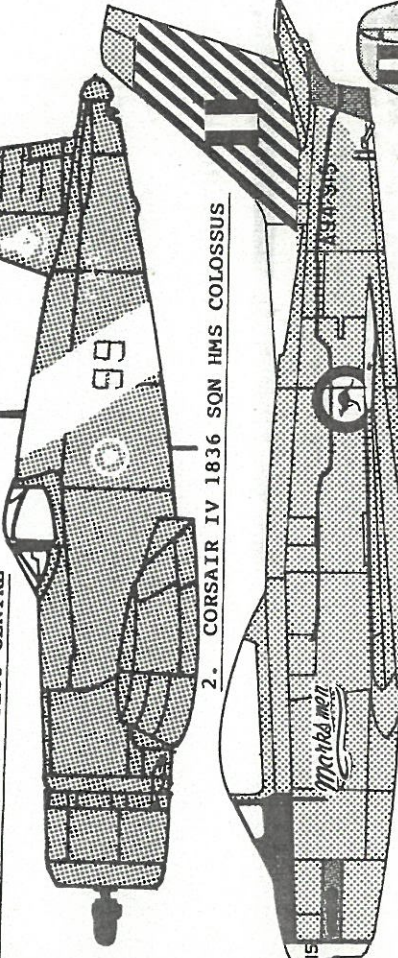
Post Address
P.O. Box 14-263
Wairoa, New Zealand

1/72

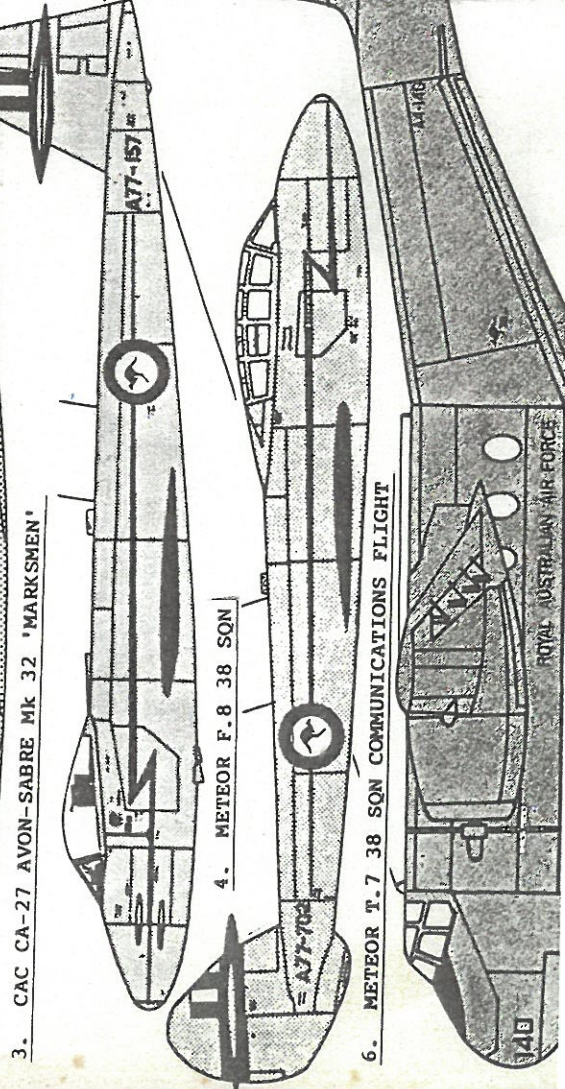
US NAVY QF-86H SABRE; RN CORSAIR IV;
RAAF 'MARKSMEN' SABRE; RAAF METEOR
F.8 & T.7; RAAF DH CARIBOU.



1. QF-86H SABRE PT MUGU TEST CENTRE



2. CORSAIR IV 1836 SON HMS COLOSSUS



4. METEOR F.8 38 SON

3. CAC CA-27 AVON-SABRE MK 32 'MARKSMEN'

6. METEOR T.7 38 SON COMMUNICATIONS FLIGHT

ROYAL AUSTRALIAN AIR FORCE

1. QF-86H SABRE PT MUGU TEST CENTRE US NAVY.

At the end of its useful operational life in ANG units in the mid-70's, some 20 F-86H Sabres were transferred from ANG service to become OF-86H Drones with the US Navy at the Point Mugu Test Centre. Their ANG camouflage (the only version to wear Vietnam colours) was retained and red/white areas painted for visibility on the nose and around the rear fuselage. Note the three small antenna that must be added on top of and underneath the forward half of the fuselage. The nose is white on top, black around the lower nose and red behind that. The wingtips (top and bottom) are red and there is a band of camouflage colour between this and the red/white wing stripping (refer to the scrap-view drawing). The six-position stars and bars insignia must come from your decal collection. VENTURA MODELS have an excellent injection-moulded conversion kit available (FUJIMI's F-86F refer to the recommended base kit) for this decal option. The best conversion kit for this particular scheme is the colour centre-spread of Squad/Signal's F-86 Sabre in Action.

2. CORSAIR IV 1836 SON HMS COLOSSUS ROYAL NAVY 1945-46.

This unusually attractive RN Corsair IV belonged to the Air Group Leader of the 14th Carrier Air Group on-board the aircraft carrier HMS Colossus. The aircraft is overall sea blue gloss and all markings including the squadron crest, national markings and serial markings, Pacific Fleet (US-style) roundels are on the port upper and starboard lower wings (the smaller one is on the lower wing) and the standard roundels occupy the other four positions. HASEGAWA's F4U-ID is the best kit to use but will need the wings clipped as shown in the scrap-view drawing. The best reference for this scheme is the May 1984 issue of Scale Aircraft Modelling magazine (UK).

3. CAC CA-27 AVON-SABRE MK 32 'MARKSMEN' AEROBATIC TEAM No. 2 [F.O.C.U. ROYAL AUSTRALIAN AIR FORCE.

The RAAF operated their Australian-built Sabres for fifteen years until 1969 and during that time they flew in a fascinating variety of markings schemes. Amongst the most colourful was the 'Marksmen' team operated by instructors for 2 (F.O.C.U. at Laverton in 1967). The overall scheme is doped aluminium, the tail and tailstrake is lemon-yellow (paint the strake and tail yellow before applying the black tail decal) with black striping, the tip of both wings is yellow with black piping as is the nose. The extreme tip of the nose is black as is the windscreen and anti-glare panel. The nose gun-trough panel and the area around the jet exhaust is burnt aluminium. The area surrounding the fuselage panel and the extreme fuselage (both sides) is bare aluminium. The top of the tail is light grey. The wing-walk outline is 2" wide in black while that on the inboard flap was 2" wide in red. To build a model of the Avon-Sabre some conversion work is required (an injection-moulded conversion is planned for 1989 by Tasman Models) to the Fujimi kit (Kit F-19 'Mig Killers' has the correct wing). The nose intake has to be lowered slightly and the underneath of the lower nose contoured in the resulting intake shape is very close to that of the FJ-3M Fury), a single cannon port installed in the fuselage break point moved aft and made vertical. The single-best article on this a/c is the first volume of the 1974 issue of IPMS-Australia's 'Modelcraft' magazine (P.O. Box 1187K, Melbourne, Victoria 3001, Australia). There will be further RAAF Sabre decal options on future Tasman Decal sheets.

4. METEOR F.8 38 SON COMMUNICATIONS FLIGHT ROYAL AUSTRALIAN AIR FORCE 1962.


The RAAF operated 97 Meteor F.8's and one of the last were put to was to give chair-bound pilots some jet time with 38 Sqn at Richmond. The scheme is overall silver paint with kangaroo roundels on the fuselage only. The tail acorn fairing is the same red as the lightning flash. The lightning flash applicable is the top one on the sheet. The small flash is applied on the outside of each engine pod only. The yellow '38 Sqn Comm Flight' decal should be applied over the flash (see the Meteor T.7 drawing for location) although this was not always applied. Regrettably, no state-of-the-art Meteor F.8 kit exists so the modeller has to choose for himself between the Merlin kit, Rareplanes vac-form and Aeroclubs conversion. I live in hope of Fujimi 'discovering' the Meteor family!

5. de HAVILLAND CARIBOU 38 SON RICHMOND ROYAL AUSTRALIAN AIR FORCE 1988.

The Caribou is about to celebrate its 25th year as a medium-lift transport with the RAAF and is set to carry on for a number of years to come. Two squadrons currently operate the 'Boo' one of which is 38 Sqn which is the subject of this option. This scheme has been toned down by the royal of the upper-wing roundels, the large reduction in size of the under-wing ones and the replacement of the fuselage ones with small black kangaroos as well as the nose number changed to black as well as the tail unit emblem and the elimination of the fin-flash. Scheme is overall dark green with a black anti-glare panel forward of the windscreen. This decal option has been designed specifically for the new Formplane 1/72 vac-form (distributed in Australia/NZ by Tasman Model Products).



Meteor F.8 engine pod




Meteor T.7 engine pod

PLEASE NOTE :- All the dark blue decals on the main sheet were printed medium blue in error. Replace with the corresponding dark blue items on the enclosed re-print sheet. The very small RAAF roundels are the under-wing ones for the Caribou.

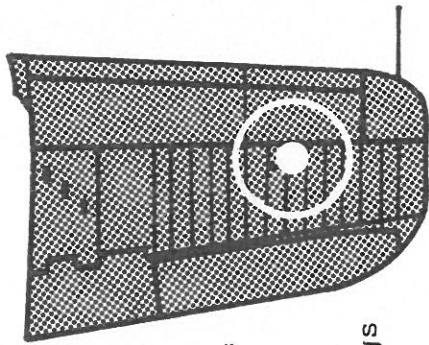
6. METEOR T.7 38 SON COMMUNICATIONS FLIGHT ROYAL AUSTRALIAN AIR FORCE 1962.

This scheme is virtually identical to A77-157 featured on this sheet except for slight variations in the red lightning flashes (the lower set on the sheet). The smaller roundels were applied to the fuselage and the larger on the wings. Aeroclubs Meteor T.7 conversion pieces combined with Airfix's Meteor 3

Upper wing QF-86H. 30" star & bars on wings and 20" on fuselage.



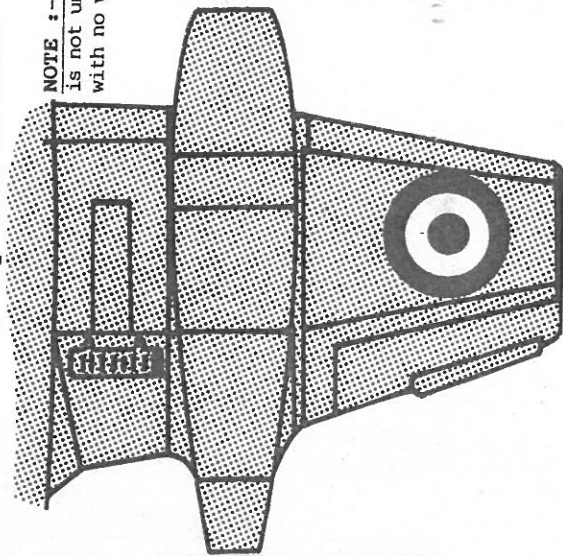
Roundel positions on wings of Corsair IV (refer instructions).



COPYRIGHT


TASMAN MODEL DECALS
P.O. Box 14-263
Wellington 3,
NEW ZEALAND

Roundel positions upper & lower wings of Meteor F.8 & T.7. Red wing tips both aircraft top and bottom.

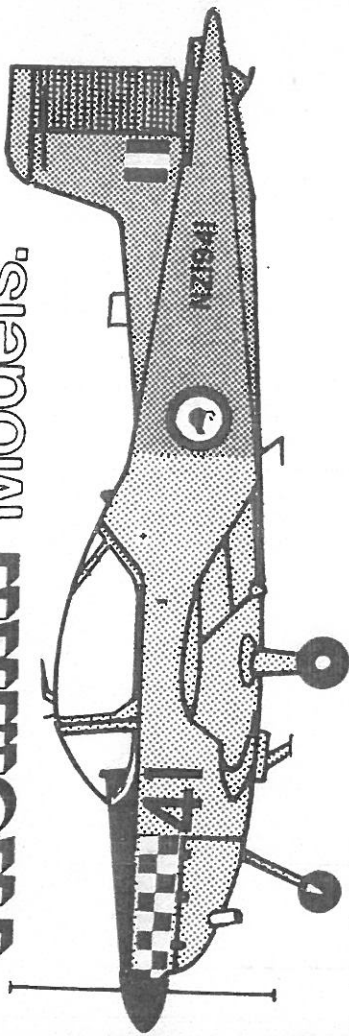


NOTE :- As the product contained in this package is not under the control of the seller it is sold with no warranty, statutory or otherwise whatsoever.

Roundel position on under-wing of Caribou (refer instructions).



TASMAN Models.



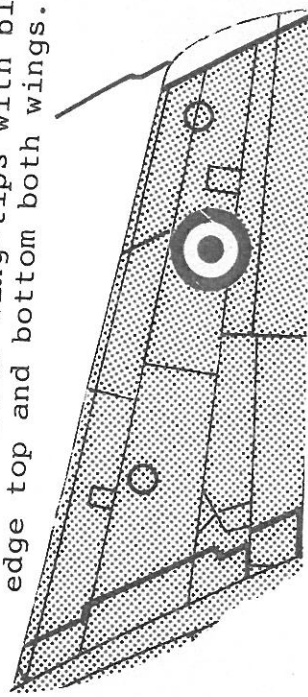
Introducing the first in a new series of 1/72 limited-run injection-moulded kits by Tasman Models. This first release is two boxings of the NZAI CT-4A Airtrainer (RAAF 1 FTS Pt Cook and RNZAF "Red Checkers" Aerobatic Team). These kits include injection-moulded main parts, vac-formed canopy (Falcon), white-metal small parts, top quality decal sheet, full instructions and genuine RAAF and RNZAF colours chips. The RNZAF boxing also contains a small colour poster. Future releases will include a Winjeel, Wirriway, Jindivik, PC-9, DH-108 Swallow (two versions), DH Moth Minor and more.


TASMAN MODEL DECALS wish to acknowledge the invaluable assistance of the following in the preparation of this decal sheet :-

Tony Pritchard (decal artwork), Malcolm Laird, Sgt Joe Moellers RAAF, Wing Commander Greg Weekes RAAF and Tim Vickridge. Thanks, guys!

Suggestions for future decal releases are always welcomed. If you have always wanted to see a particular decal option produced then drop us a line. If you can supply enough information to enable 100% accurate artwork to be produced then we will seriously consider doing it.

Upper wing roundel position RAAF Sabre. Yellow wing-tips with black edge top and bottom both wings.





Mark's men

Mark's men

A94-915 A94-915 15

A77-157 A77-702
A77-157 A77-702

A4-140 ROYAL AUSTRALIAN AIR FORCE
A4-140 ROYAL AUSTRALIAN AIR FORCE

140 140

33

33

0-22122
0-22122

PMTIC

PMTIC

□