



**XTRADECAL**

**X48252**

## 'Moggy' The RAF 2024 Display Team Typhoon FGR.4



For the best results these decals should be applied to a gloss surface such as provided by either Xtracolor or Xtracrylix paints. Cut out the decal required and soak in warm water until the decal is released from the backing paper. Wet the area to be decaled with MICRO SET which will help to eliminate air trapped under the decal and position the decal.

After 5 or 10 minutes wet the decal with MICRO SOL which will soften the decal and ensure that it settles down over any surface detail. Allow the decal to dry for at least 12 hours. During this time some wrinkling of the decal may occur, this is normal. Do not touch the decal at this time.

Carefully check for small air bubbles and if there are any prick with a needle and apply a drop of MICRO SOL. After all air bubbles have been eliminated and the decals are dry wash the entire model with water to remove any excess decal adhesive.

When completely dry the whole model should be sprayed with a coat of Xtracolor or Xtracrylix Flat, Satin or Gloss varnish depending on the finish required.

Store in a cool dry place, avoid sunlight, dampness or extremes of temperature and/or humidity.

**HANNANTS**

[www.hannants.co.uk](http://www.hannants.co.uk)

Harbour Road, Oulton Broad, Lowestoft, Suffolk, NR32 3LZ

Phone +44 1502 517444


Fax +44 1502 500521

[sales@hannants.co.uk](mailto:sales@hannants.co.uk)

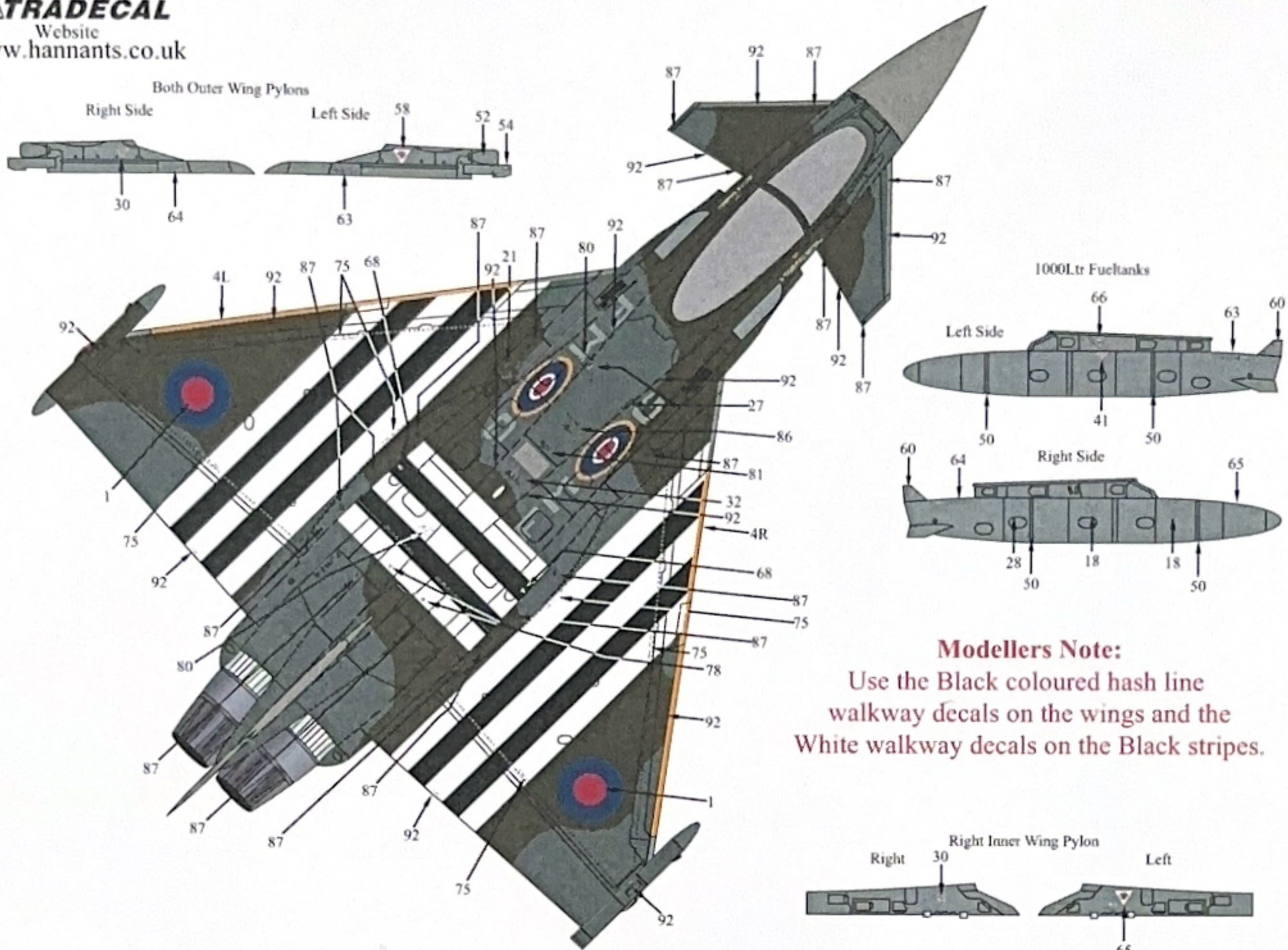


BAE Systems Typhoon FGR.4  
 ZJ914,  
 flown by Flight Lieutenant David Turnbull  
 of 29 Squadron,  
 Royal Air Force,  
 based at RAF Coningsby,  
 UK,  
 May, 2024.

ZJ913 is finished in an overall BS381C:626 Camouflage Grey but has the upper surfaces painted in a special one-off BS381C:638 Dark Sea Grey and BS381C:241 Dark Green disruptive camouflage scheme with D-Day stripes and markings, paying homage to a Hawker Typhoon from 257 Squadron, during World War Two bearing the code letters 'FM.G'.



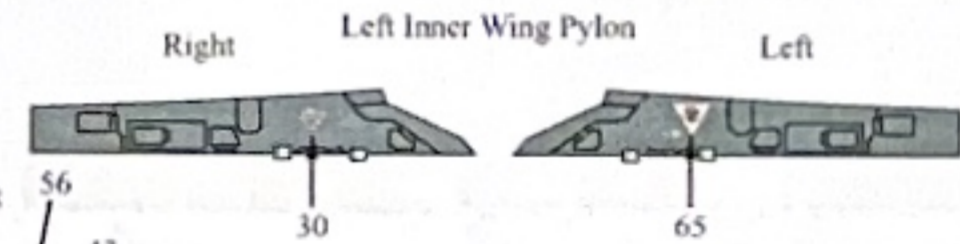




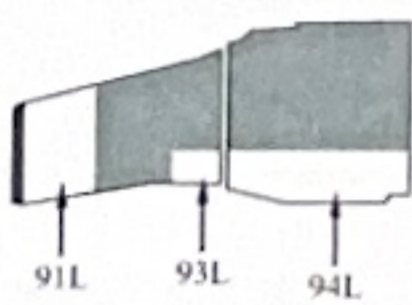
**Modellers Note:**  
Use the Black coloured hash line  
walkway decals on the wings and the  
White walkway decals on the Black stripes.

**Xtracolor Paints**

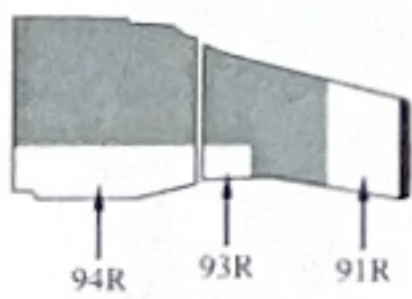
- X001 BS381C:241 Dark Green
- X005 BS381:638 Dark Sea Grey
- X012 BS381C:642 Night Black
- X017 BS381C:626 Camouflage Grey
- X141 Insignia White
- X504 Exhaust



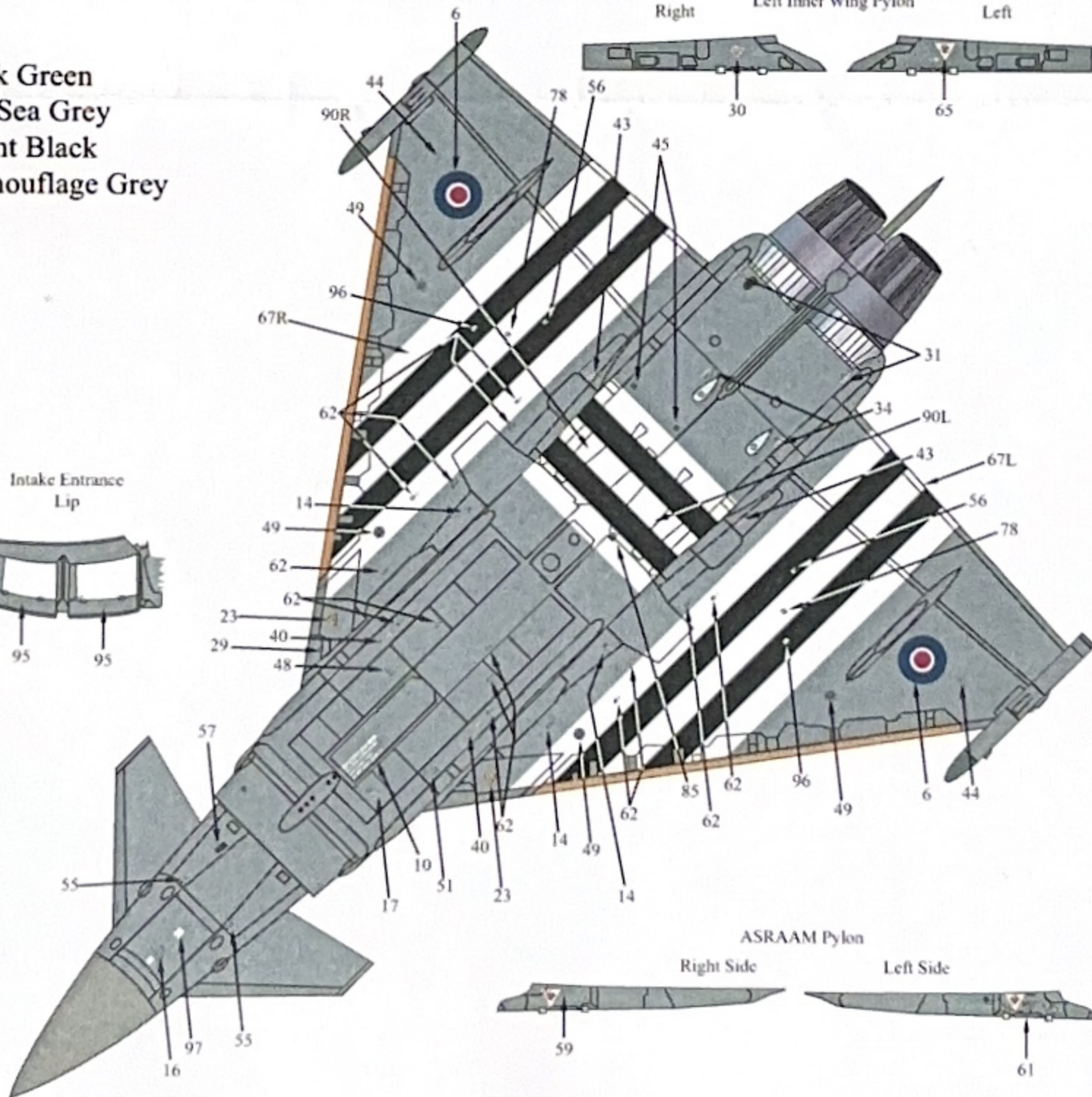
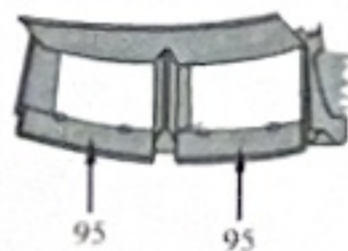
Left Side Maignear Doors



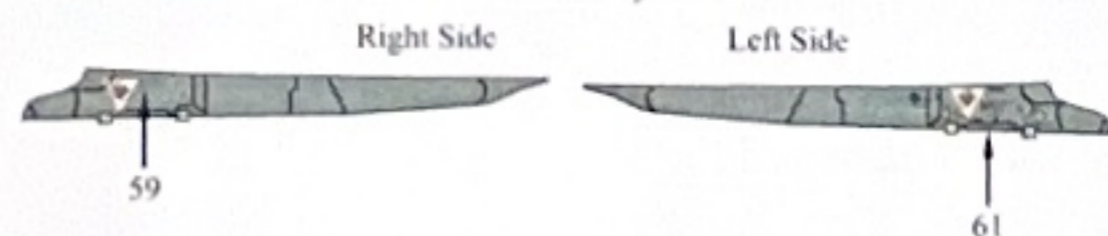
Right Side Maignear Doors





Intake Entrance Lip





ASRAAM Pylon







8 PJ LT D TURNBULL 9 SQR SDR ANDY POWER  
10 WO PABLO WALSHINGHAM





66  
**ZJ913**  
68  
69  
70  
71

77 78 79  
80 81 82 83 84 85 86  
87

2 2 2 2 2 2 2 2 2 2 2 2 2 2

67R  
66  
**ZJ913**  
72  
73  
75  
75  
75  
75  
75  
76

89R 89L

88  
90L

91L 91R  
Spare  
Spare

88  
90R

92  
96

93L 94L 94R 93R

92