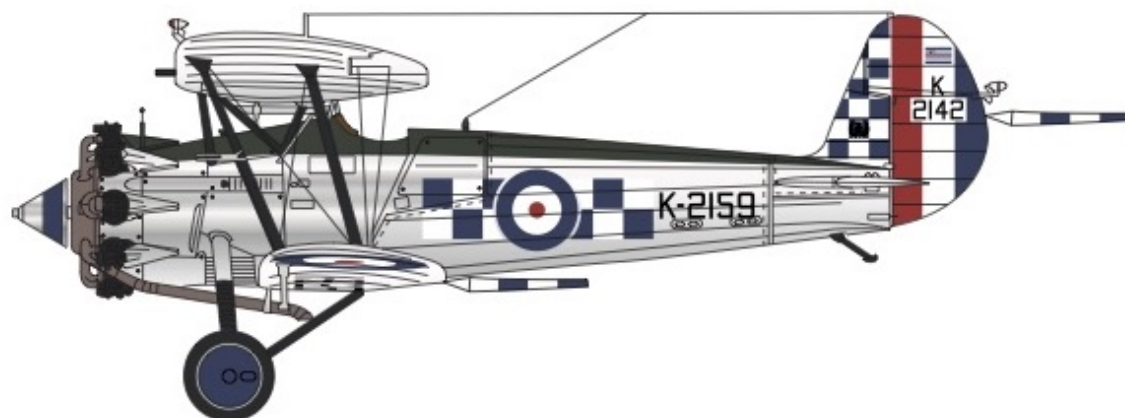
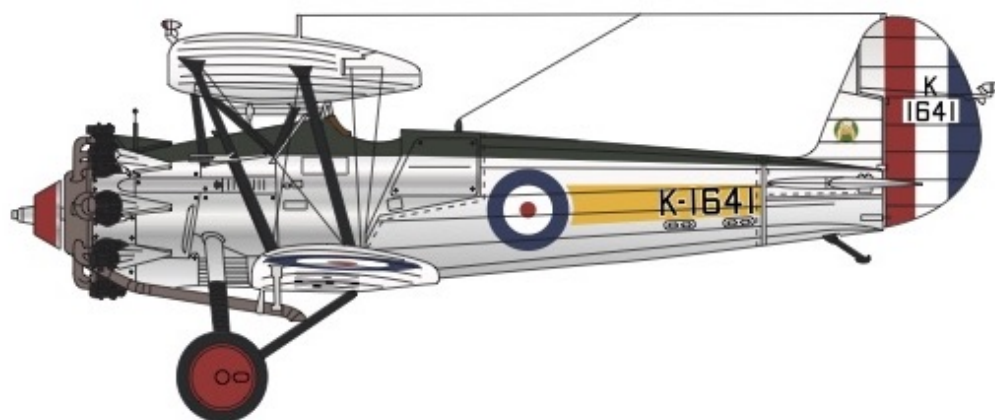


Bristol Bulldog Collection Pt1



For the best results these decals should be applied to a gloss surface such as provided by either Xtracolor or Xtracrylix paints. Cut out the decal required and soak in warm water until the decal is released from the backing paper. Wet the area to be decaled with MICRO SET which will help to eliminate air trapped under the decal and position the decal.

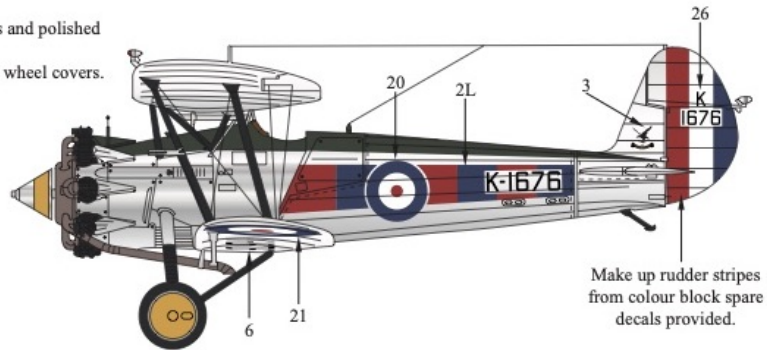
After 5 or 10 minutes wet the decal with MICRO SOL which will soften the decal and ensure that it settles down over any surface detail. Allow the decal to dry for at least 12 hours. During this time some wrinkling of the decal may occur, this is normal. Do not touch the decal at this time.

Carefully check for small air bubbles and if there are any prick with a needle and apply a drop of MICRO SOL. After all air bubbles have been eliminated and the decals are dry wash the entire model with water to remove any excess decal adhesive.

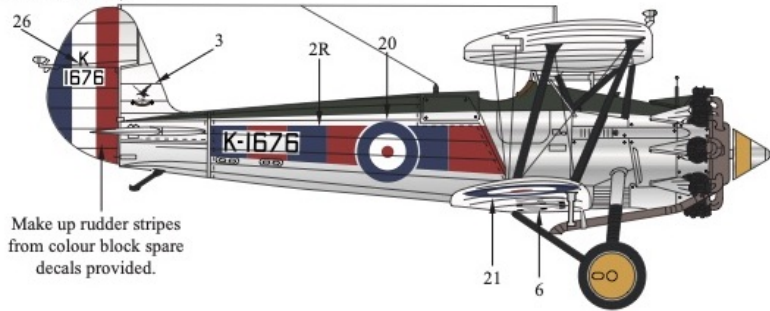
When completely dry the whole model should be sprayed with a coat of Xtracolor or Xtracrylix Flat, Satin or Gloss varnish depending on the finish required.

Store in a cool dry place, avoid sunlight, dampness or extremes of temperature and/or humidity.

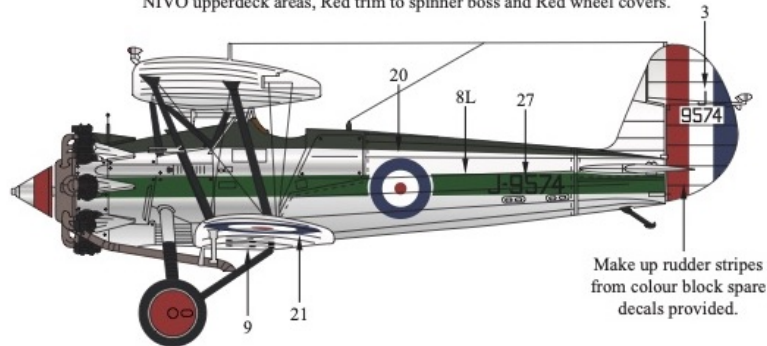
K1676 was finished in overall Silver dope on the fabric surfaces and polished aluminium on the engine cowlings.
 NIVO upperdeck areas, Yellow trim to spinner boss and Yellow wheel covers.



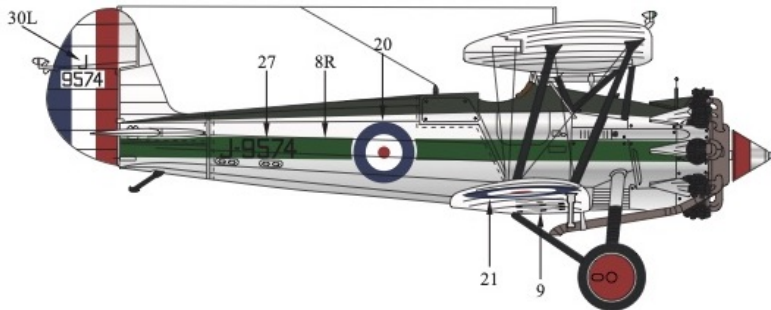
Bristol Bulldog Mk.IIa,
 K1676, flown by Pilot Officer
 Douglas R. S. Bader of
 23 Squadron, Royal Air Force,
 based at RAF Kenley,
 UK, 14 December,
 1931.



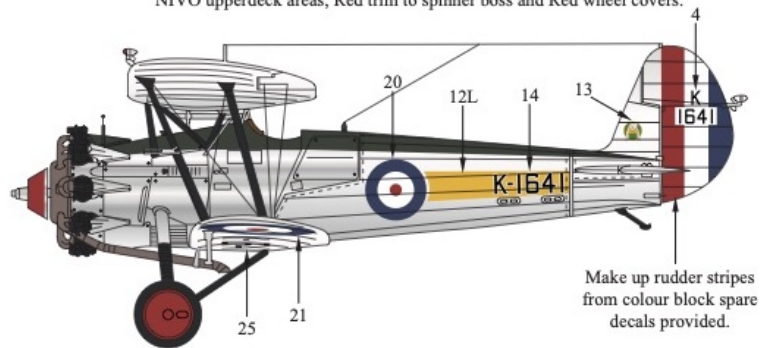
J9574 was finished in overall Silver dope on the fabric surfaces and polished aluminium on the engine cowlings.
 NIVO upperdeck areas, Red trim to spinner boss and Red wheel covers.



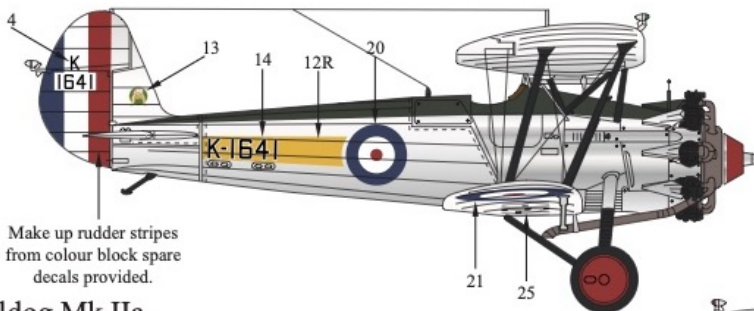
Bristol Bulldog Mk.IIa,
 J9574, of
 3 Squadron, Royal Air Force,
 based at RAF Upavon,
 UK, 1929.




K1641 was finished in overall Silver dope on the fabric surfaces and polished aluminium on the engine cowlings.
 NIVO upperdeck areas, Red trim to spinner boss and Red wheel covers.



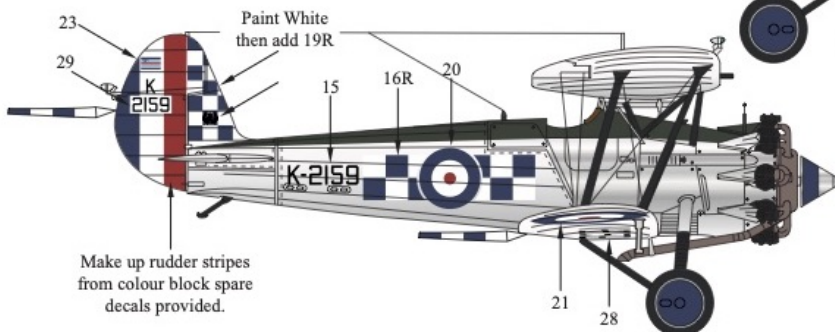
Bristol Bulldog Mk.IIa,
 K1641, of
 54 Squadron, Royal Air Force,
 based at RAF Hornchurch,
 UK, 1934.

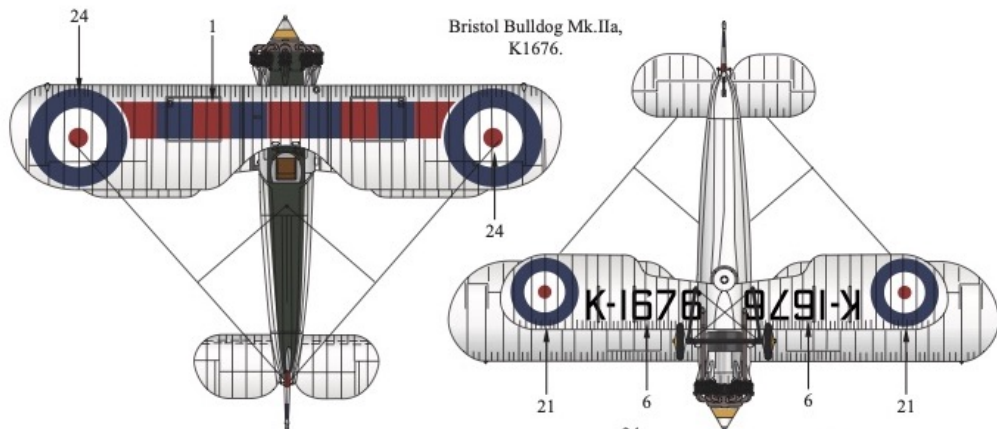


K2159 was finished in overall Silver dope on the fabric surfaces and polished aluminium on the engine cowlings.
 NIVO upperdeck areas, Blue trim to spinner boss and Blue wheel covers.

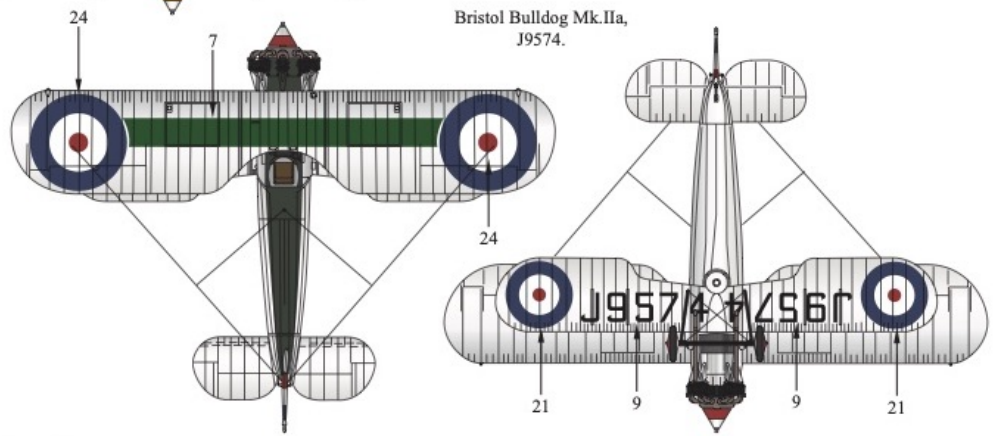


Bristol Bulldog Mk.IIa,
 K2159, flown by Squadron Leader
 A. C. Sanderson of
 19 Squadron, Royal Air Force,
 based at RAF Duxford,
 UK, 1931.

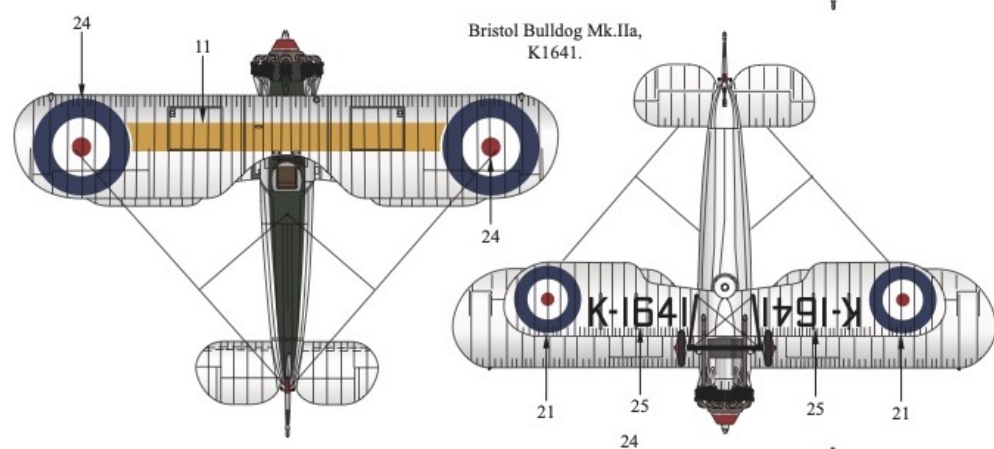




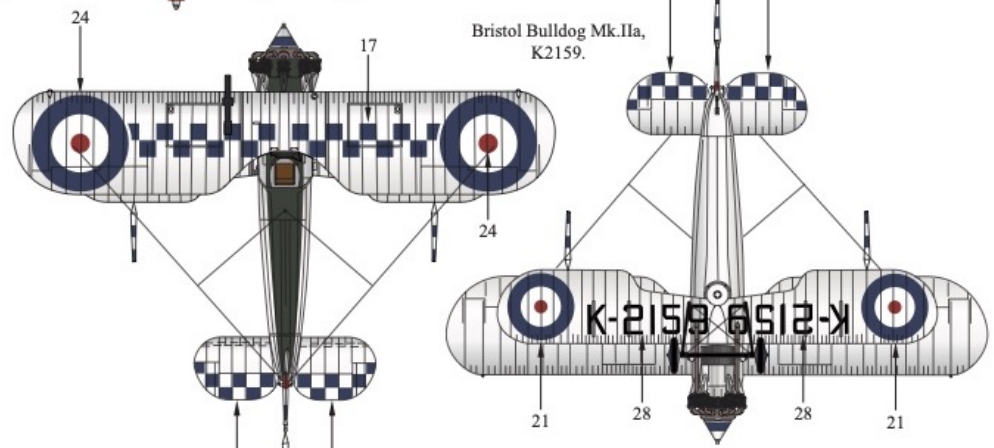
Bristol Bulldog Mk.IIa,
K1676.



Bristol Bulldog Mk.IIa,
J9574.



Bristol Bulldog Mk.IIa,
K1641.



Bristol Bulldog Mk.IIa,
K2159.

Paint White
then add 18LU
 Paint White
then add 18RU
 Paint White
then add 18LL
 Paint White
then add 18RL

- Xtracolor Paints**
 X011 Yellow
 X012 Night Black
 X020 NIVO
 X030 Blue
 X031 Red
 X141 White
 X500 Duralumin
 X501 Silver

Paints:

The colours used on these aircraft can be found in the Xtracolor (prefix number with X) and Xtracrylix (prefix number with XA1) range of paints.

- Xtracrylix Paints**
 XA1011 Yellow
 XA1012 Night Black
 XA1020 NIVO
 XA1030 Blue
 XA1031 Red
 XA1141 White