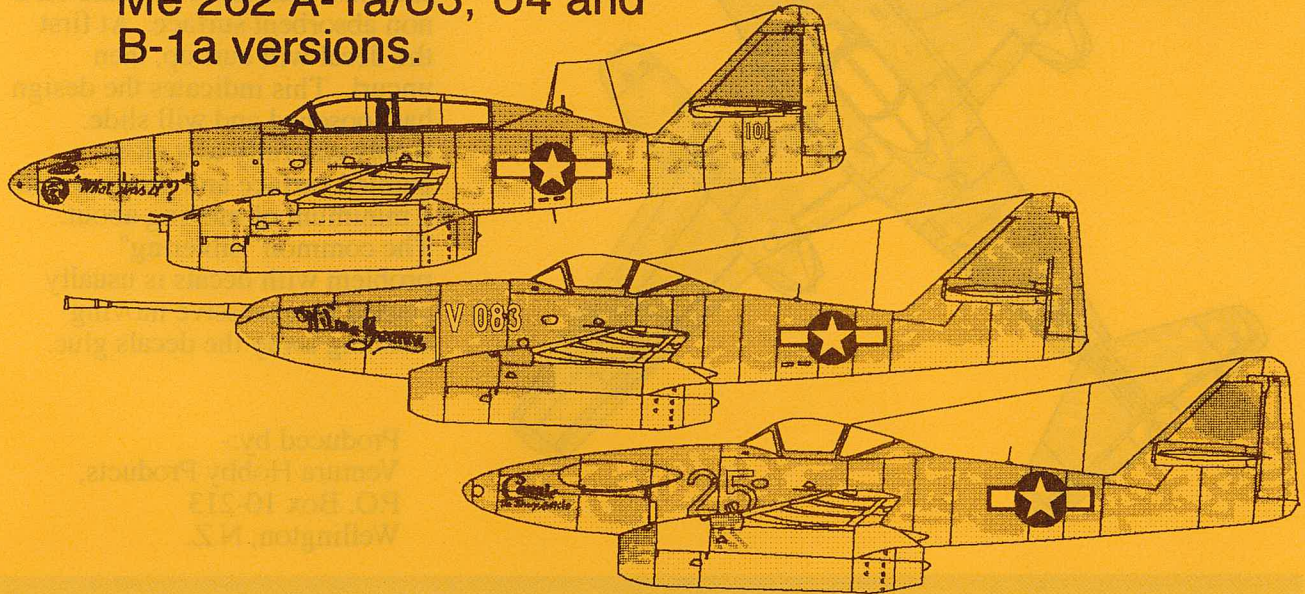



# Ventura Decals

American Captured Me 262's:-  
Me 262 A-1a/U3, U4 and  
B-1a versions.

V4859




The five options on this decal sheet pertain to three aircraft obtained by USAAF Colonel Watson for shipment to America after World War II. Photographs of all five scheme have been widely published and Ventura recommends that you study photographs of each subject to get an accurate impression of its paint scheme, particularly the mottled areas.




"Wilma Jeanne" and "Happy Hunter II" are the same Me 262 A-1a/U4 at different times. "Wilma Jeanne" is the earlier version with the Code V083 still retained. The aircraft has an 81/82/76 paint scheme with fuselage, tail and engine mottling covering 90% of the 76 beneath. "Happy Hunter II" also has pilot and crew chief names added under the port windscreen.

"Connie the Sharp Article" and "Pick II" are the same Me262 A-1a/U3 "connie" is the earlier variation with "White 25" retained. The aircraft has a dense "freehand squiggle" mottle of 81/82 over all upper surfaces with a 76 base coat. Note that the forward upper engine cowlings have been replaced with ones painted in 76.

"Pick II" has "White 25" painted out and pilot and crew chief names added beneath the port windscreen.

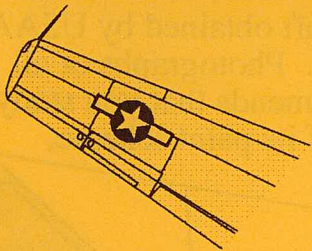




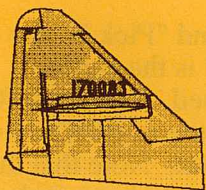
## General Instrucions

Ventura Decals are printed thinly for a painted on look. Dip each design into water for a few seconds, then leave to stand on a non absorbent surface. At first the decal will curl up, then uncurl. This indicates the design has loosened and will slide. Apply carefully to a gloss painted surface and position with a minimum of moving about. The common "silvering" problem with decals is usually caused by excessive moving washing away the decals glue.

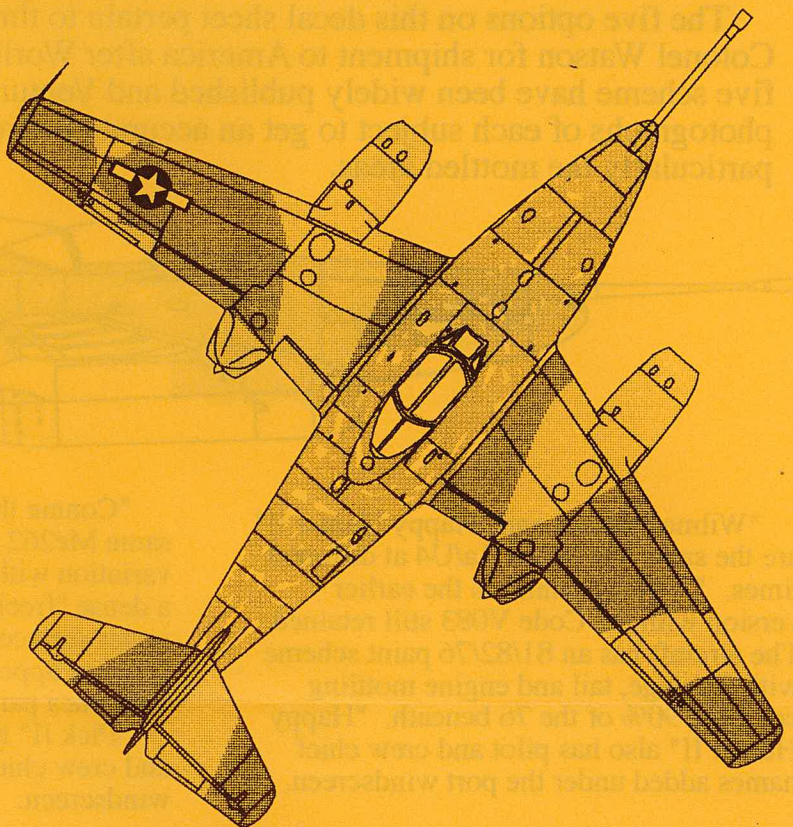
Produced by:-  
Ventura Hobby Products,  
P.O. Box 10-213  
Wellington, N.Z.



Under wing Star-and-bar position; all aircraft.



Serial Position on Wilma Jeanne.



## Two seat 262 "What was it ?"

"What was it" was an Me 262 B-1a wearing an 81/82/76 paint scheme with fuselage sides and engine cowling mottle concealing about 40% of the 76 beneath. The original German markings have been sprayed out with a colour similar to 81. The decal sheet includes three sets of nonstandard stars and bars. "What was it" uses the ones with long thin bars.

MAILPARTY

Pick II

What was it?

Happy Hurter II

Wilma Jeanne



170083



101

101

Smile  
in Snap articles

V 083