


338 SQ

Piou



BOLU



Years



F-4 Phantom II



ANTENNA BASE
IFF ANTENNAS
ACTUAL SIZE 1/72

ANTENNA BASE
IFF ANTENNAS
ACTUAL SIZE 1/48

ANTENNA BASE
IFF ANTENNAS
ACTUAL SIZE 1/32

FOR SCRATCH MAKING

IFF ANTENNA

ΠΑ

PLACE ALL BASIC KIT
STENCIL DECALS
OR ASK FOR PROCAL'S
F-4E AUP STENCILS

FS 35237

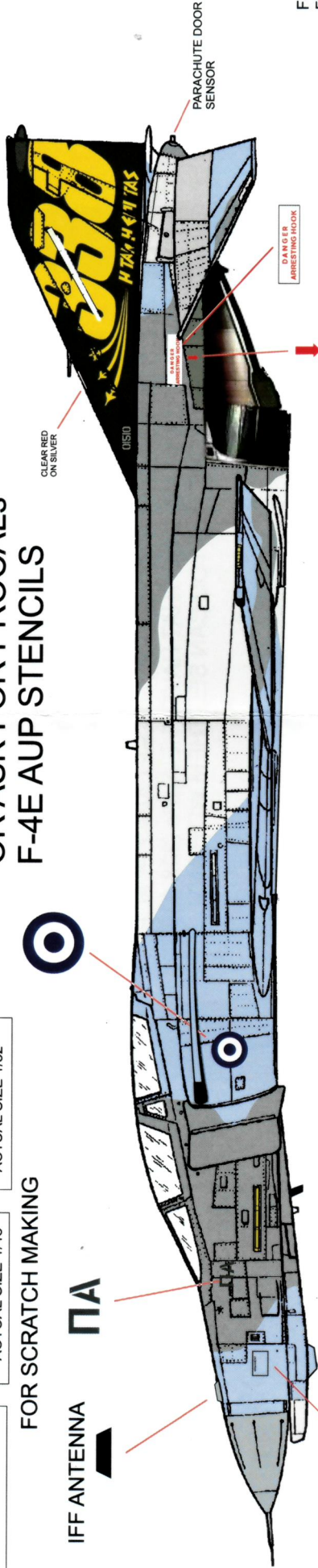
FS 36251

FS 36307

FS 36320(OIGINAL)
FS 36231(SUGGESTEC

SILVER

BLACK MAT



OPTION FOR THE
60 YEARS ANNIVERSARY



FOR 66 ONLY

FRONT WHEEL
BAY COVER



ARTWORK TEAM
IN THE
J. PROCAL'S
XD DECALS

ΠΑ

SILVER
BLACK MAT

SILVER

BLACK MAT

FRONT WHEEL
BAY COVER



ARTWORK TEAM
IN THE
J. PROCAL'S
XD DECALS

ΠΑ

CAUTION
COLOR HUE ON GUIDE
DON'T APPEAR AS
ORIGINAL FS HUE.

THE PLANE FIRST PAINTED FOR THE 60 YEARS OF
SQUADRONS CELEBRATION. (2012)
THAT WAS PIOUS...A NICKNAME CAME FROM AN CHARACTER AT A
VERY POPULAR ADVERTISEMENT ON GREEK TV BACK AT EARLY OF 2012
6 YEARS LATER SAME PLANE REPAINTED FOR THE 66 YEARS
OF SQUADRONS CELEBRATION AND ALSO BECAUSE PIOUS
338s FAVORITES PLANE ENDED IT'S OPERATIONAL LIFE...

ALL GREEK F-4E A.U.P HAVE IFF ANTENNAS
ON TOP NEAR RADAR NOSE (4PCS)
THE SPECIFIC HAVE ALSO D.I.A.S ANTENNAS
ON THE SIDE OF EACH AIR INTAKE
1 SENSOR UNDER THE GUN
1 R.W.R ON TOP OF TAIL
1 SENSOR ON PARACHUTE DOOR

PROCAL by Orestis Petroutsopoulos
F-4E AUP GREEK HAF 338SQ 60(66)YEARS "PIOU"

<https://www.facebook.com/Procal-Decals>

**IFF ANTENNAS
POSITION
4PCS**

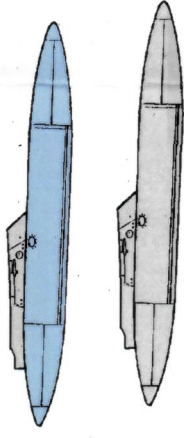


CAMO PATTERN ARE BASIC SAME ON ALL AUPs BUT THE LINES MAYBE ARE DEFERENT BETWEEN PLANES

RED AND WHITE STRIPE FOR CLOSED WING SLAT (for open white x2)
1/72 0,7mm (1,4mm)
1/48 1,00mm (1,mm)
1/32 1,5mm (3,00mm)

GREEK F-4E AUPs HAVE THE CAPABILITY AND ARMED WITH 2 AIM-120 AMRAAM ON THE FRONT PLACE OF AIM-7 (WHEN HAVE THE CENTERLINE TANK ON) AND 2 AIM-9P AND 2 AIM-9L ON CLASSIC INWARD DOUBLE RACK. IF SEE A 338ers SQ PLANE ALSO WILL SEE THEM WITH THE LITENING AIMING POD (ALSO A CAPABILITY OF ALL AUPs BUT THE 339SQ SPECIALIZES ON BOMBING ATTACK) ON FRONT LEFT AIM-7 PLACE. AFTER 2018 ALL 2 SQ THAT HAVE THE AUPs (338-339) HAVE BE ONE . SO YOU CAN SEE THEM WITH ANY LOAD.

WING AND CENTERLINE TANKS YOU WILL SEE THEM IN 2 BASIC COLORS BUT ALSO IN OLDER PHOTOS AND OTHERS...



FRONT SENSOR PLACE




REFERENCE PHOTO OF SENSOR AND LITENING POD

	FS 35237		FS 36251		FS 36307		FS 36320 FS 36231(SUGGESTED)		SILVER		FS 36375
--	----------	--	----------	--	----------	--	---------------------------------	--	--------	--	----------

SILVER

ONLY UNDER

ONLY UNDER



APPLY ALL KIT BASIC STENCILS OR ASK FOR PROCALs FOR F-4E AUP STENCILS


DESIGNED AND PRINTED IN GREECE

PROCAL


By

Orestis Petroutsopoulos


<https://www.facebook.com/Procal-Decals>




Rear Instrument Panel



Front Instrument Panel



Shape and place of front sensor on gun bay



(easily made from epoxy putty)

IFF front antennas shape and place




find dimensions and shape in instructions easily made from plastic sheet

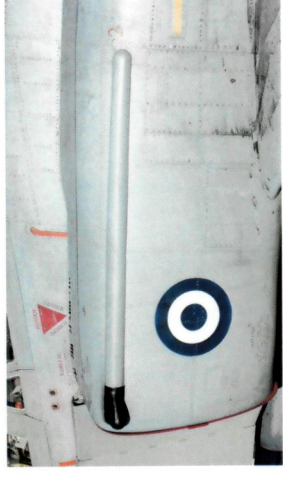


Parachute door details for AUP

Rear top tail antenna detail



All these details easily can find in scale from several Phantom versions kits (EJ J S) as spare parts **DON'T FORGET GREEK AUPs HAVE ALL EXTENDED SLATS AND SLOTTED STABILATORS**



DIAS antennas **NOT AT ALL PLANES** check your references

In scale
1/72

Hasegawa C02 (best choice most complete)
Revell F-4F (have slotted stabilators)

1/48

Hasegawa F-4E

1/32

REVELL F-4E MIG KILLER

REVELL F-4G

TAMIYA F-4E

(need extra extended slats)