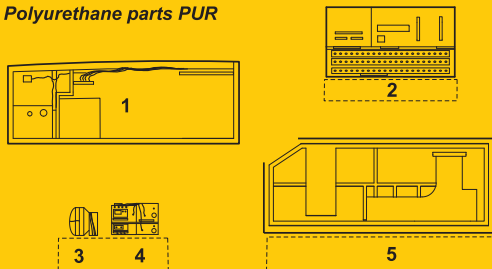


5102
1/32 **F-104G/S**
Electronic Box Set
(for starboard side of the fuselage)
for Italeri kit



Polyurethane parts PUR



PP - Photo
etched parts



Díly ohnuté popř. pokroucené vlivem teplotních změn a stárnutí materiálu, mohou být narovnány do požadovaného tvaru pomocí proudu teplé vody nebo vzduchu (fén na vlasy).

Parts slightly distorted and bended owing to temperature changes or due to material ageing can be straightened to requested shape by hot water or hot air jet (hair dryer).

K lepení použít kyanoakrylátové lepidlo!
For best result gluing use cyanoacrylate glue!

Kontaktní plochy doporučujeme před lepením odmastit
Contact areas ungrease is recommended before gluing.

Visit our official website and e-shop at
www.cmkkits.com



NEW ITEMS SETS 1:32

5090 F-104G/S Interior set for German and Danish G and Italian S version (European version with MB.GQ-71 seat) for Italeri kit

5097 F-104G/S - Engine set for Italeri kit

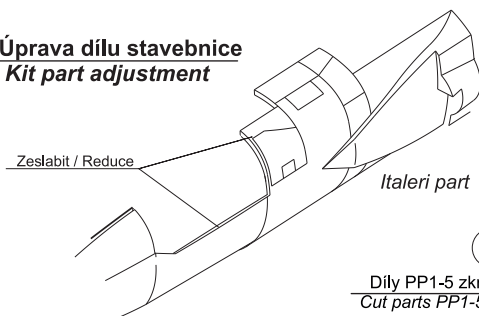
5098 F-104G/S - NASSAR Radar set for Italeri kit

5099 F-104G/S - Undercarriage set for Italeri kit

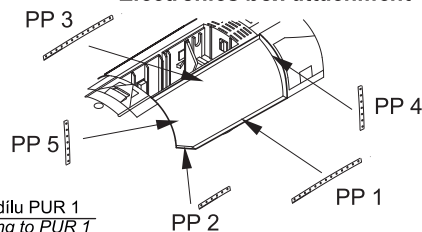
5100 F-104G/S - Electronic and Ammo Boxes Set for Italeri kit

5101 F-104G/S - Nose Undercarriage Bay and Correct Nose Undercarriage Leg for Italeri kit

1. Úprava dílu stavebnice
Kit part adjustment

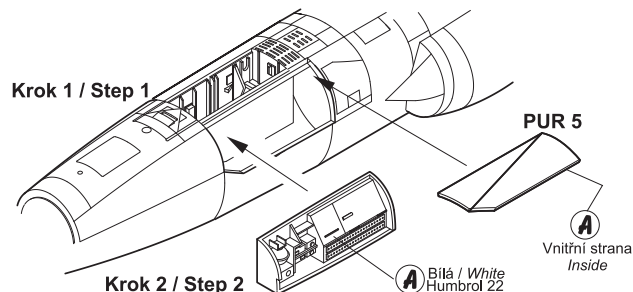
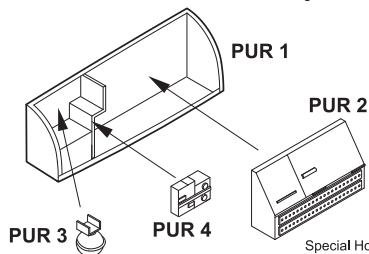


3. Montáž elektronického boxu
Electronics box attachment



! Díly PP1-5 zkrátte dle dílu PUR 1
Cut parts PP1-5 according to PUR 1

2. Sestavení elektronického boxu
Electronics box assembly



Special Hobby, Mezilezí 718, Praha 9, CZ - 193 00, e-mail: office@specialhobby.eu

© CMK 2014