

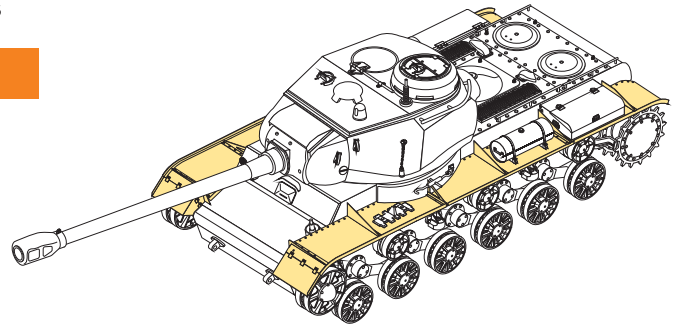

1/35 MILITARY MINIATURE VEHICLE UPGRADE SERIES PE35578











## WWII Soviet KV-85/KV-122 Heavy Tank Fenders


### 二战苏联KV-85/KV-122重型坦克翼子板改造件

[For TRUMPETER 01570 01569]

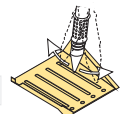
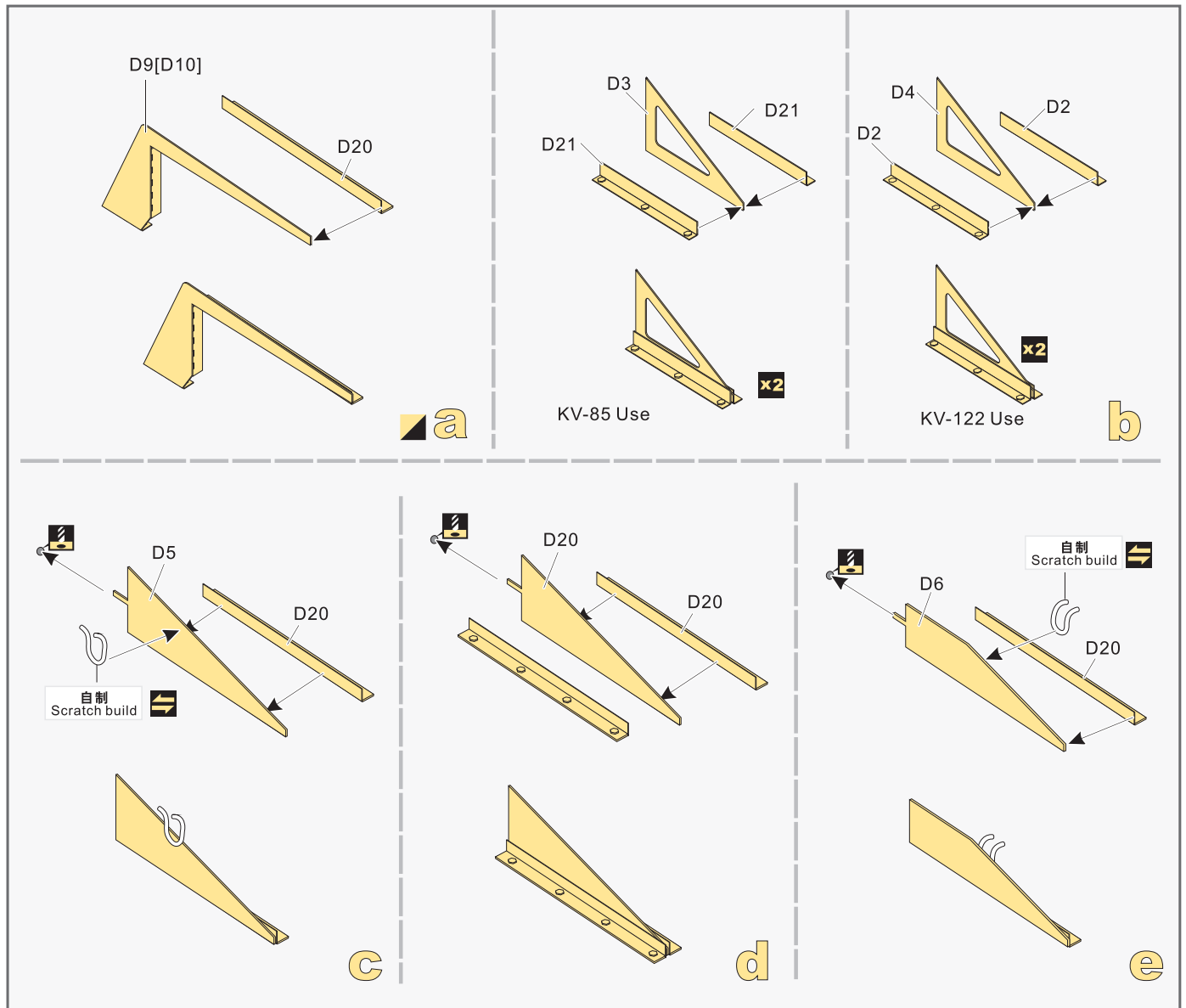
#### 推荐使用工具 RECOMMENDED TOOLS



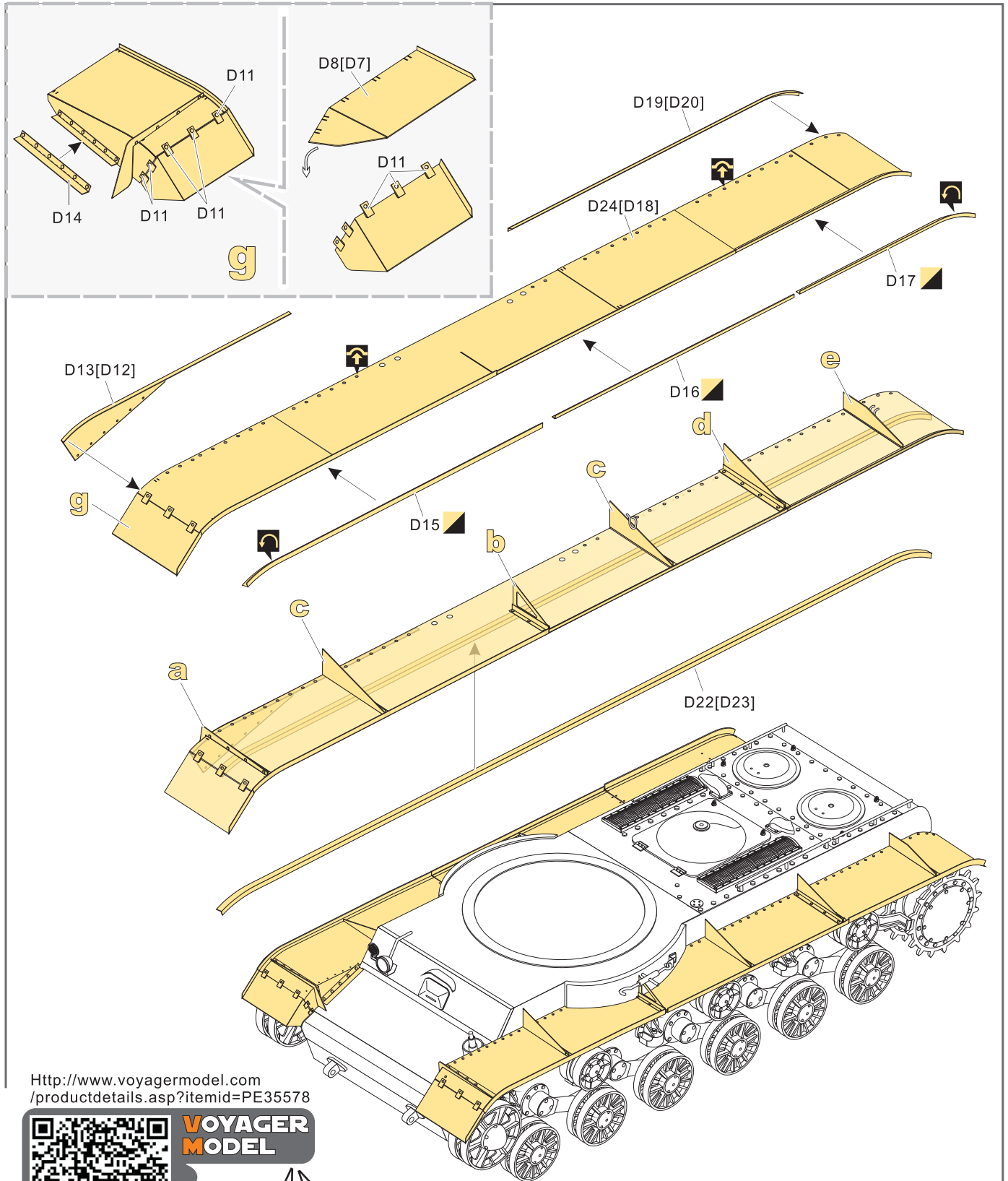
-   
 安装  
install
-   
 折叠  
bend
- A1**  
 改造件零件编号  
PE/resin part number
- B12**  
 原零件编号  
kit part number
- C22**  
 被替换的原零件编号  
replaced kit part number
-   
 另一侧相同制作  
repeat on opposite side
-   
 切除  
remove
-   
 打磨  
grind off
-   
 弧度卷曲  
radial bending
-   
 制作若干组  
multiple assembly
-   
 选择安装  
alternative
-   
 钻孔  
drill
-   
 用胶棒制作  
make from plastic rod

  
 用尖端在凹槽处冲压  
use penpoint to press on the dent

蚀刻片零件内朝面向上  
Put the part upside down  
 用笔尖在凹槽处刻  
Use penpoint to press on the dent

1/35 MILITARY MINIATURE VEHICLE UPGRADE SERIES PE35578



[Http://www.voyagermodel.com/productdetails.asp?itemid=PE35578](http://www.voyagermodel.com/productdetails.asp?itemid=PE35578)



**VOYAGER  
MODEL**



更多PE35578品照片参考请扫一扫  
MORE PICTUER OF PE 35578  
REFERENCE SCAN HERE

**VOYAGERMODEL®** 无微不至 极尽享受  
The Best Upgrade Solution

Recommended item	
PE 35343	WWII Russian JSU-152 basic
PE 35344	WWII Russian JSU-122/JSU-152 Fenders
PE 35493	WWII Soviet SU-152 late production basic
PE 35577	WWII Soviet KV-85/KV-122 Heavy Tank basic (2 in 1)
PEA 194	WWII Russian tank Stenciling template1