

Set AC48-25

AIRWAVES

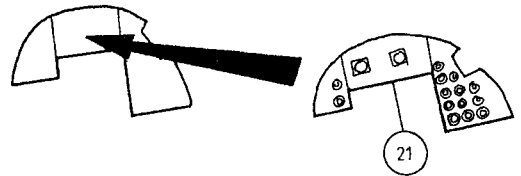
Dornier Do-17

This detail set is manufactured from photo etched brass sheet and is meant for use on the Hobbycraft kit.

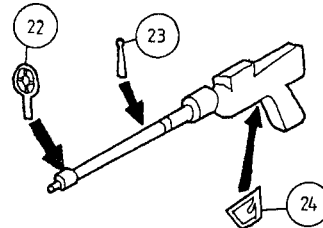
Use a sharp modelling knife on a firm surface (such as a ceramic tile) to separate components from frame, cutting as near to the part as possible. Tag scars can be cleaned by holding part in pliers and using a fine file. To fold part support up to line of fold in pliers and bend in one go using the blade of a screwdriver for leverage. For assembly use superglue or epoxy, using only epoxy on clear parts. Prior to painting ensure that parts are fully defluxed by cleaning in detergent and rinsing in clean water. Dry parts thoroughly and prime with either self etching primer or matt enamel. Position of parts in diagrams is for guidance only, for final positioning and colouring consult reference material.

Airwaves are designed and manufactured in the Midlands for E.D. Models, 64 Stratford Road, Shirley, Solihull, West Midlands B90 3LP, England. Telephone: - 021-744-7488.

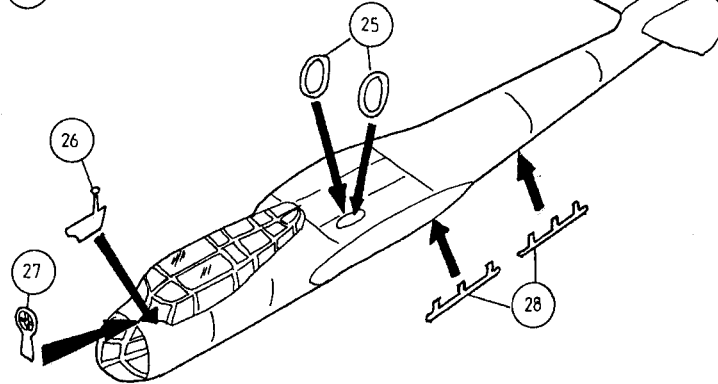
6 INSTRUMENT PANEL



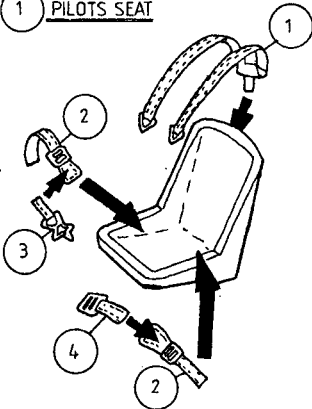
7 GUNS



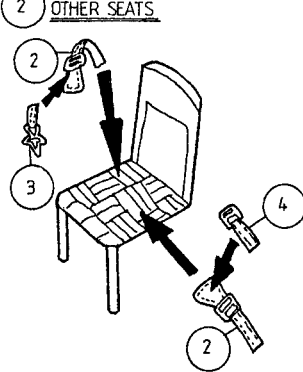
8 AERIALS



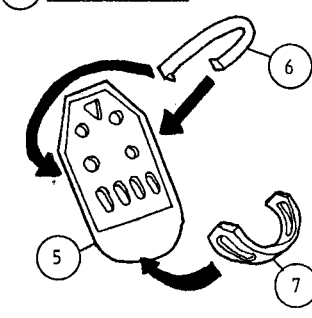
1 PILOTS SEAT



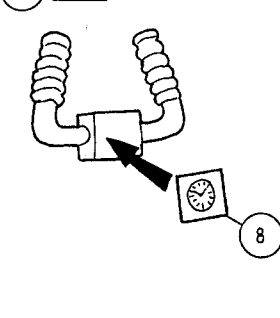
2 OTHER SEATS



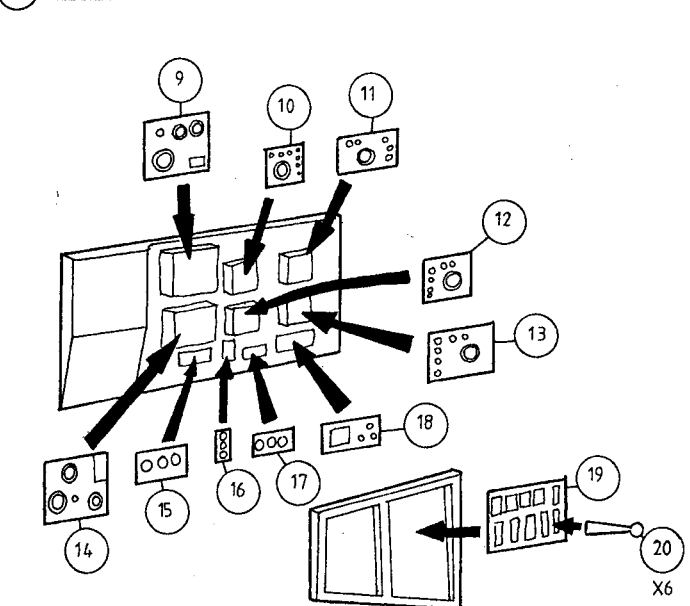
3 RUDDER PEDALS



4 CLOCK



5 RADIOS



FRAME LAYOUT

