

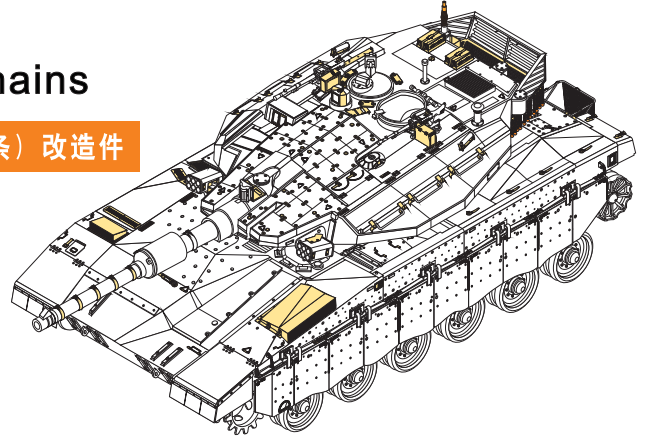

1/35 MILITARY MINIATURE VEHICLE UPGRADE SERIES PE35560

# IDF Merkava Mk.3D MBT (LIC) w/chains

现代以色列梅卡瓦III D低强度作战型主战坦克（带动能链条）改造件

[FOR HOBBYBOSS 82476]

■ 推荐使用工具 RECOMMENDED TOOLS



- 安装  
install
- 折叠  
bend
- A1**  
改造件零件编号  
PE/resin part number
- B12**  
原零件编号  
kit part number
- C22**  
被替换的原零件编号  
replaced kit part number
- 另一侧相同制作  
repeat on opposite side
- 切除  
remove
- 打磨  
grind off
- 弧度卷曲  
radial bending
- x2**  
制作若干组  
multiple assembly
- 选择安装  
alternative
- 钻孔  
drill
- 注意  
caution

用尖端在凹槽处冲压  
use penpoint to press on the dent

蚀刻片零件内槽面向上  
Put the part upside down  
用笔尖在凹槽处刺  
Use penpoint to press on the dent

U8, U9, S44, S43, U12, U7, T35, S31, S51, B60

S38 正面 Frontside, T18, T17, T18, S56, S58

安装示意图 Typical installation, T6, 6扣 Six Knots

左边 Lift, T5, T2, 0扣 Zero Knot, 1扣 One Knot, 2扣 Two Knots, 3扣 Three Knots, 4扣 Four Knots, 5扣 Five Knots

右边 Right, T1, T4, 5扣 Five Knots, 6扣 Six Knots, 5扣 Five Knots, 5扣 Five Knots, 0扣 Zero Knot, 1扣 One Knot, 2扣 Two Knots, 3扣 Three Knots, 4扣 Four Knots, 5扣 Five Knots

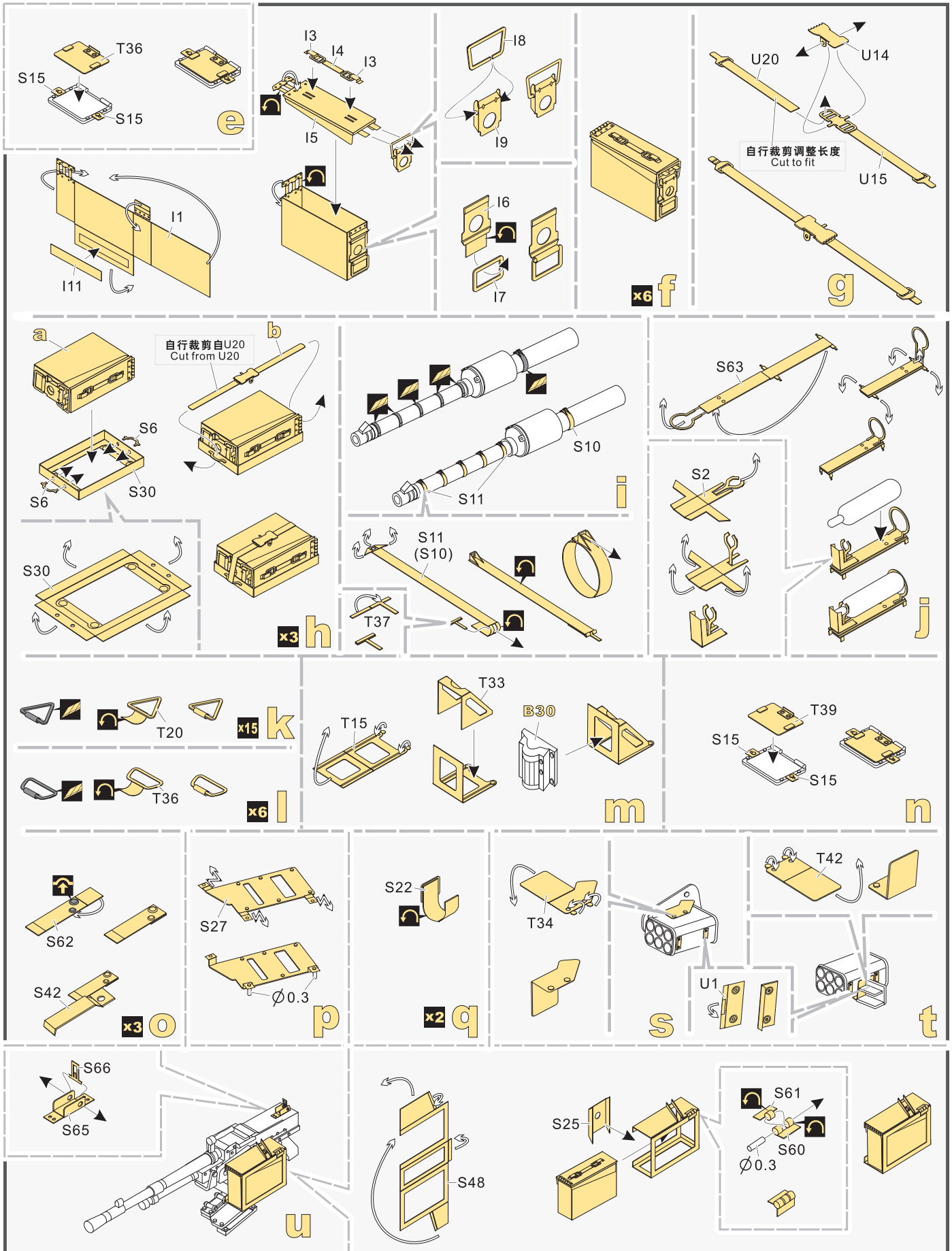
自制 Scratch build, S19, S5, C

S6, S23, x2, d

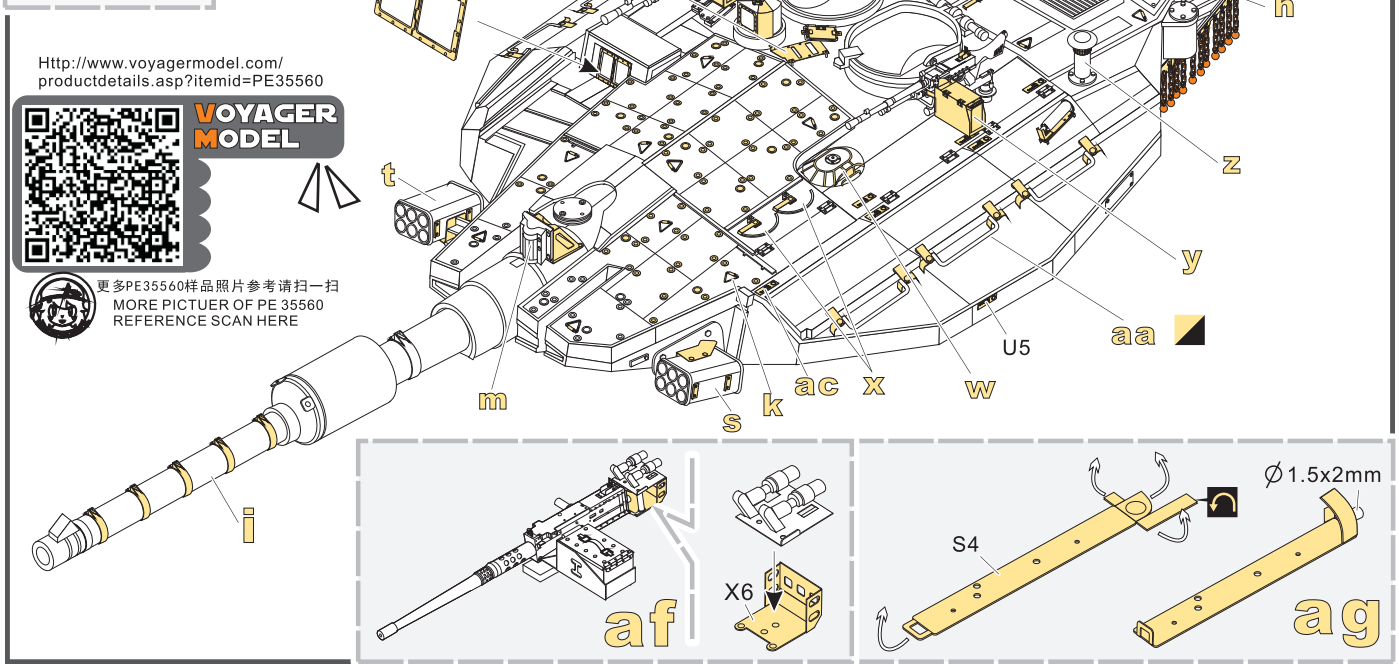
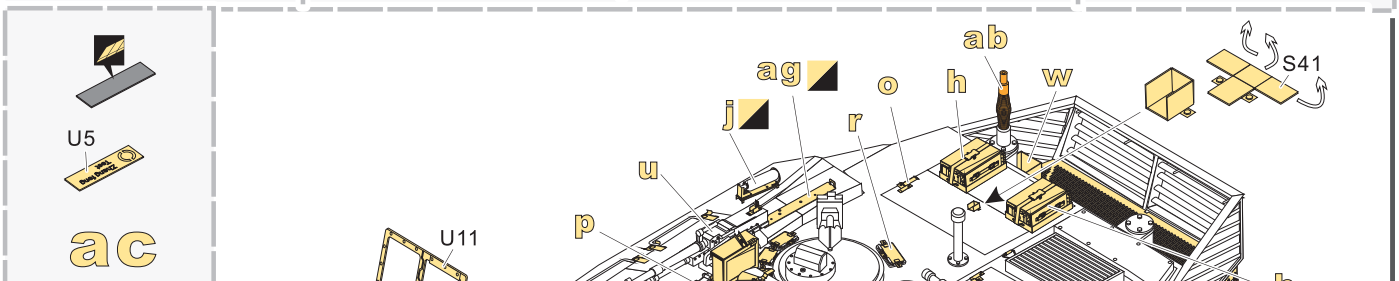
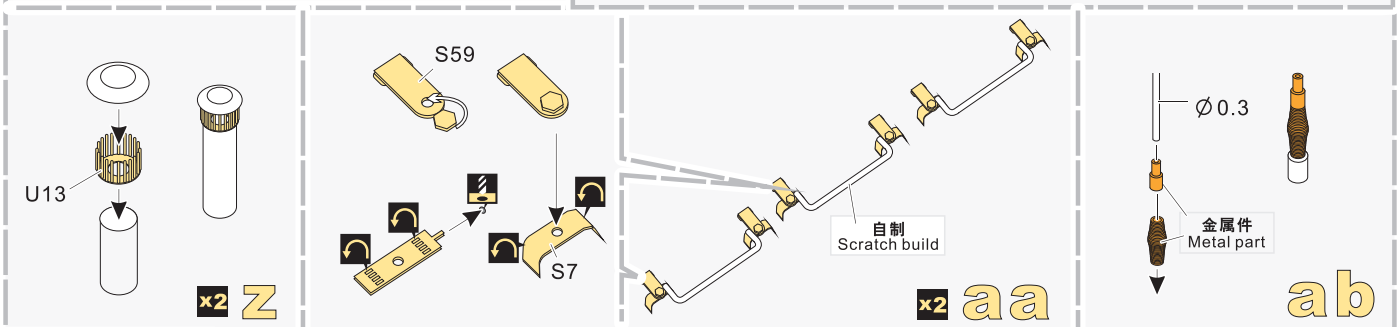
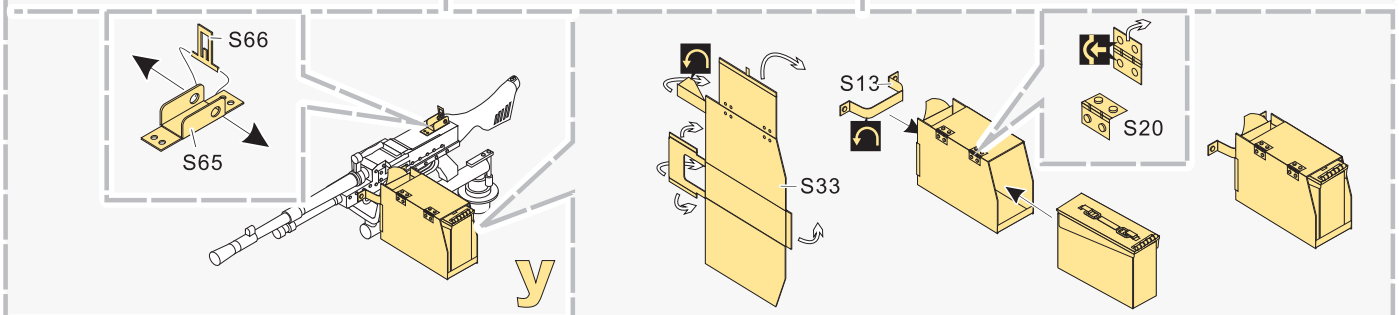
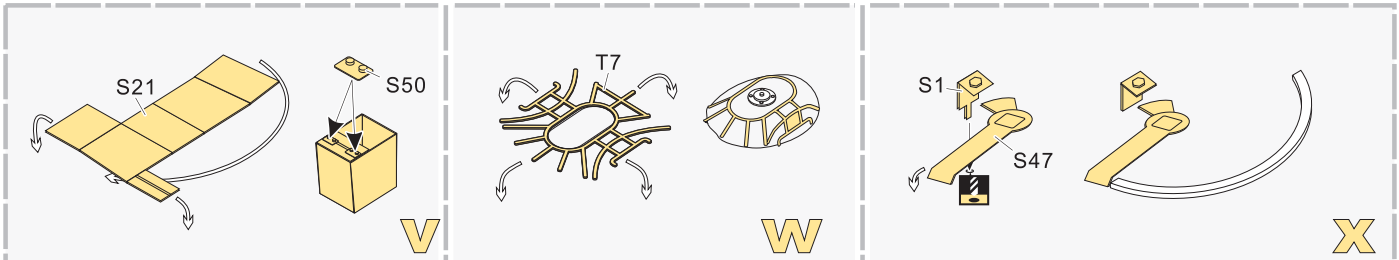
a, b, c, d

T11(T12), S32

1/35 MILITARY MINIATURE VEHICLE UPGRADE SERIES PE35560



1/35 MILITARY MINIATURE VEHICLE UPGRADE SERIES PE35560



1/35 MILITARY MINIATURE VEHICLE UPGRADE SERIES PE35560

