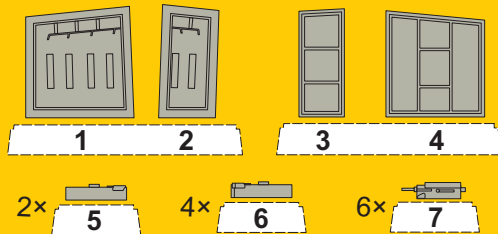


like us at
<https://www.facebook.com/specialhobby>

7447 **Beaufighter Mk.X
Armament Set**
1/72 for Airfix kit



PUR - Polyurethane parts



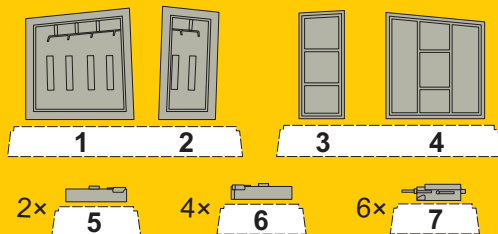
© Special Hobby 2020

like us at
<https://www.facebook.com/specialhobby>

7447 **Beaufighter Mk.X
Armament Set**
1/72 for Airfix kit



PUR - Polyurethane parts



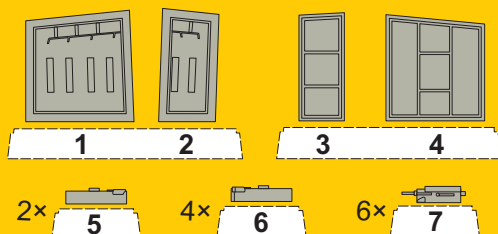
© Special Hobby 2020

like us at
<https://www.facebook.com/specialhobby>

7447 **Beaufighter Mk.X
Armament Set**
1/72 for Airfix kit



PUR - Polyurethane parts



© Special Hobby 2020

Díly ohnuté popř. pokroucené vlivem teplotních změn a stárnutí materiálu, mohou být narovnané do požadovaného tvaru pomocí proudu teplé vody nebo vzduchu (fén na vlasy).

Parts slightly distorted and bent owing to temperature changes or due to material ageing can be straightened to requested shape by hot water or hot air jet. (hair dryer)

This process can be repeated till result is entirely satisfactory.

K lepení použít kyanoakrylátové lepidlo!

For best result gluing use cyanoacrylate glue!

Kontaktní plochy doporučujeme před lepením odmastit
Contact areas ungrease is recommended before gluing.

Visit our official website and e-shop at

www.cmkkits.com

www.specialhobby.eu



OTHER ITEMS - 1:72 SETS

- 7439 Beaufighter TF Mk.X Dinghy Set
- 7438 Beaufighter TF Mk.X Main Undercarriage Bays Correction, for Airfix kit
- 7437 Beaufighter TF Mk.X Cockpit, for Airfix kit
- 7435 F4F-4 Wildcat Dinghy Set, for Airfix kit
- 7434 F4F-4 Wildcat Interior, for Airfix kit
- 7425 Hudson Mk.I-V cockpit
- 7416 Palouste Mk.101/102 – Jet Air Starter Trolley and Airborne Pod
- 7409 Ki-43 II/III Hayabusa Control Surface Set, for Special Hobby kits
- 7408 Ki-43-II/III Hayabusa Cockpit Set, for Special Hobby kit
- 7400 Ki-61-I Tei Hien Armament Set, for Hasegawa kit

Special Hobby, Mezilesí 718, CZ - Praha 9,193 00,
e-mail: office@specialhobby.eu

Díly ohnuté popř. pokroucené vlivem teplotních změn a stárnutí materiálu, mohou být narovnané do požadovaného tvaru pomocí proudu teplé vody nebo vzduchu (fén na vlasy).

Parts slightly distorted and bent owing to temperature changes or due to material ageing can be straightened to requested shape by hot water or hot air jet. (hair dryer)

This process can be repeated till result is entirely satisfactory.

K lepení použít kyanoakrylátové lepidlo!

For best result gluing use cyanoacrylate glue!

Kontaktní plochy doporučujeme před lepením odmastit
Contact areas ungrease is recommended before gluing.

Visit our official website and e-shop at

www.cmkkits.com

www.specialhobby.eu



- 7439 Beaufighter TF Mk.X Dinghy Set
- 7438 Beaufighter TF Mk.X Main Undercarriage Bays Correction, for Airfix kit
- 7437 Beaufighter TF Mk.X Cockpit, for Airfix kit
- 7435 F4F-4 Wildcat Dinghy Set, for Airfix kit
- 7434 F4F-4 Wildcat Interior, for Airfix kit
- 7425 Hudson Mk.I-V cockpit
- 7416 Palouste Mk.101/102 – Jet Air Starter Trolley and Airborne Pod
- 7409 Ki-43 II/III Hayabusa Control Surface Set, for Special Hobby kits
- 7408 Ki-43-II/III Hayabusa Cockpit Set, for Special Hobby kit
- 7400 Ki-61-I Tei Hien Armament Set, for Hasegawa kit

Special Hobby, Mezilesí 718, CZ - Praha 9,193 00,
e-mail: office@specialhobby.eu

Díly ohnuté popř. pokroucené vlivem teplotních změn a stárnutí materiálu, mohou být narovnané do požadovaného tvaru pomocí proudu teplé vody nebo vzduchu (fén na vlasy).

Parts slightly distorted and bent owing to temperature changes or due to material ageing can be straightened to requested shape by hot water or hot air jet. (hair dryer)

This process can be repeated till result is entirely satisfactory.

K lepení použít kyanoakrylátové lepidlo!

For best result gluing use cyanoacrylate glue!

Kontaktní plochy doporučujeme před lepením odmastit
Contact areas ungrease is recommended before gluing.

Visit our official website and e-shop at

www.cmkkits.com

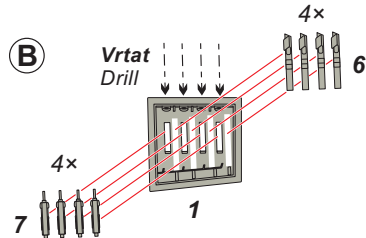
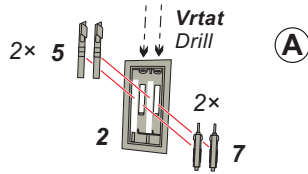
www.specialhobby.eu



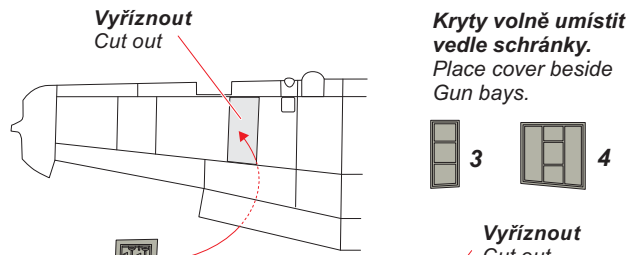
- 7439 Beaufighter TF Mk.X Dinghy Set
- 7438 Beaufighter TF Mk.X Main Undercarriage Bays Correction, for Airfix kit
- 7437 Beaufighter TF Mk.X Cockpit, for Airfix kit
- 7435 F4F-4 Wildcat Dinghy Set, for Airfix kit
- 7434 F4F-4 Wildcat Interior, for Airfix kit
- 7425 Hudson Mk.I-V cockpit
- 7416 Palouste Mk.101/102 – Jet Air Starter Trolley and Airborne Pod
- 7409 Ki-43 II/III Hayabusa Control Surface Set, for Special Hobby kits
- 7408 Ki-43-II/III Hayabusa Cockpit Set, for Special Hobby kit
- 7400 Ki-61-I Tei Hien Armament Set, for Hasegawa kit

Special Hobby, Mezilesí 718, CZ - Praha 9,193 00,
e-mail: office@specialhobby.eu

KROK STEP 1 Sestavení zbraňových šachet / Gun bays assembly

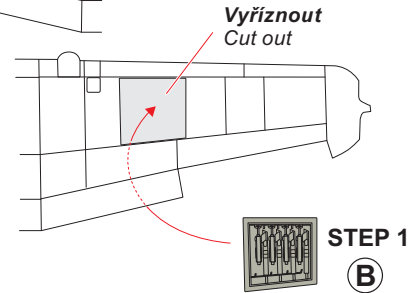


KROK STEP 2 Konečná montáž / Final assembly

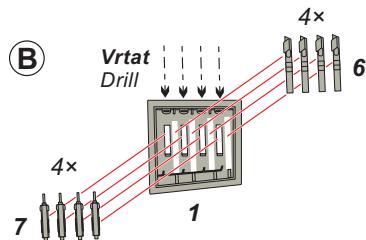
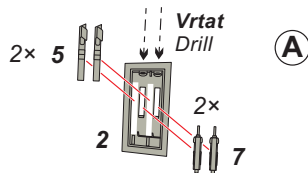


STEP 1 A

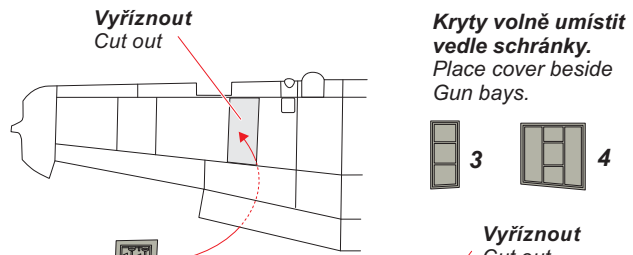
Vybrousit vnitřek křídel pro zástavbu schránek zbraní.
Thin the wing to fit the bays.



KROK STEP 1 Sestavení zbraňových šachet / Gun bays assembly

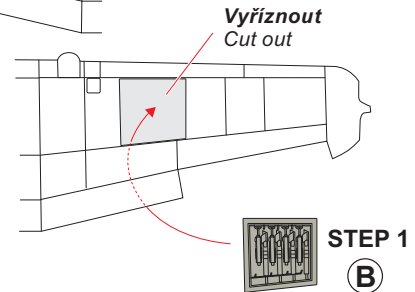


KROK STEP 2 Konečná montáž / Final assembly

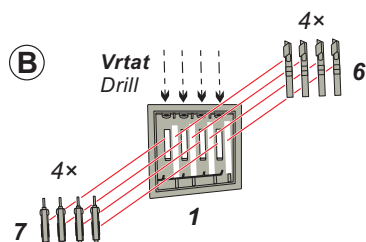
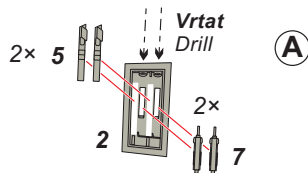


STEP 1 A

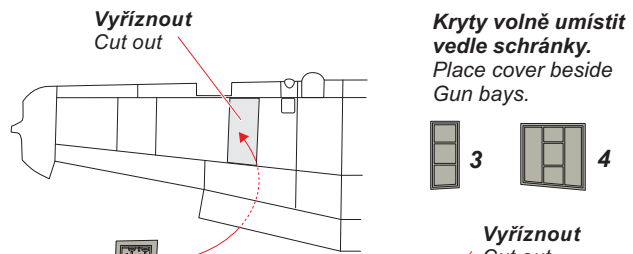
Vybrousit vnitřek křídel pro zástavbu schránek zbraní.
Thin the wing to fit the bays.



KROK STEP 1 Sestavení zbraňových šachet / Gun bays assembly



KROK STEP 2 Konečná montáž / Final assembly



STEP 1 A

Vybrousit vnitřek křídel pro zástavbu schránek zbraní.
Thin the wing to fit the bays.

