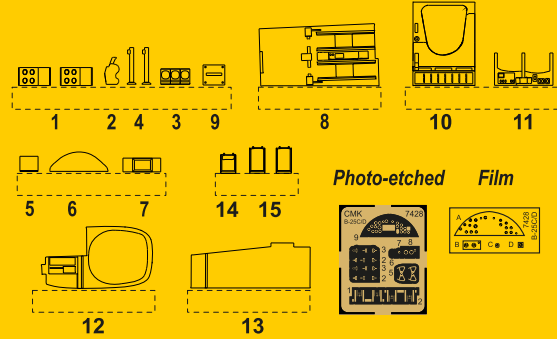


7428 B-25C/D Pilots' Cockpit and Radio Compartment
set for Airfix kit



PUR - Polyurethane parts

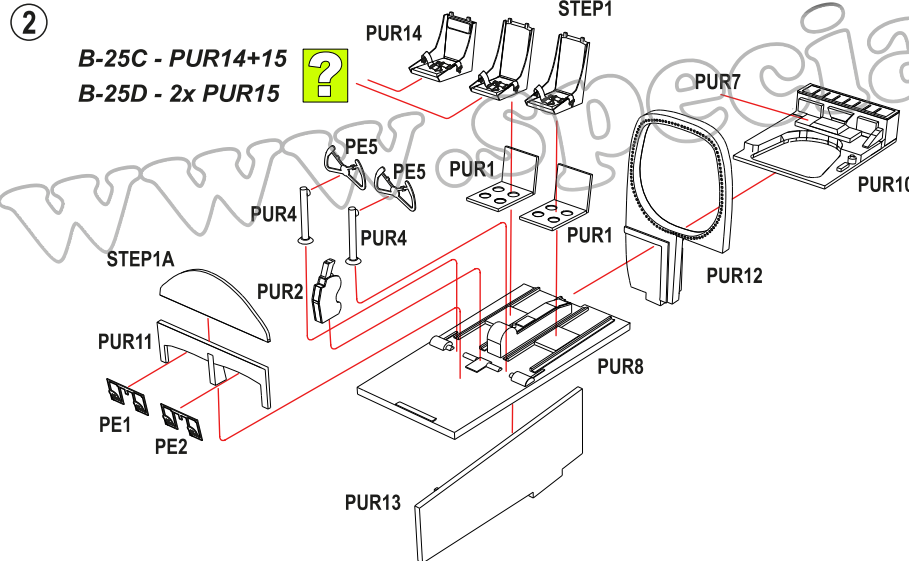
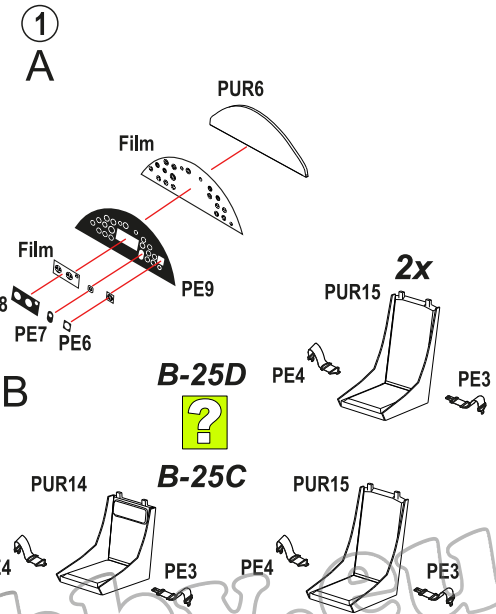


Díly ohnuté popř. pokroucené vlivem teplotních změn a stárnutí materiálu, mohou být narovnaný do požadovaného tvaru pomocí proudu teplé vody nebo vzduchu (fén na vlasy). Různé drátky a tyčinky nejsou přiloženy. K lepení použijte kyanoakrátové lepidlo. Kontaktní plochy doporučujeme před lepením odmastit.

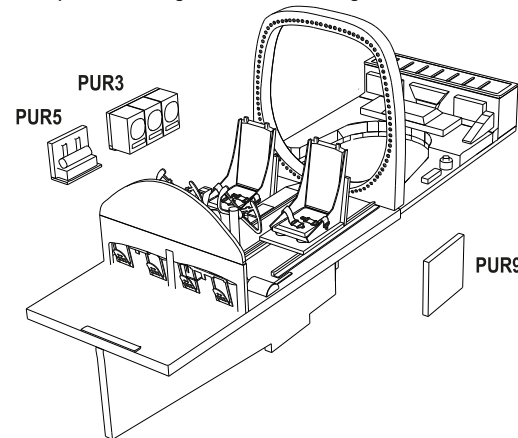
Parts slightly distorted and bent due to temperature changes or due to material ageing can be straightened to requested shape by hot water or hot air jet (hair dryer). Wires and rods not included. For best results use cyanoacrylate glue. Ungreasing contact are as is recommended before gluing

Visit our official website and e-shop at
www.cmkkits.com
www.specialhobby.eu
www.facebook.com/specialhobby/
OTHER 1/72 SETS

- 7425 Hudson Mk. I-V cockpit for Special Hobby/MPM kit
- 7419 Avia B-534 Cockpit set for Eduard kit
- 7418 Avia B-534 Engine set for Eduard kit
- 7417 Klimov VK-105PF WWII Soviet Inline Engine
- 7416 Palouste Mk.101/102 – Jet Air Starter Trolley and Airborne Pod
- 7415 Dewoitine D-520 Fuselage Fuel tank for Hasegawa kit
- 7414 Dewoitine D-520 Engine set for Hasegawa kit
- 7413 Dewoitine D-520 Control Surface set for Hasegawa kit
- 7412 Hispano-Suiza 12Y, French WWII Engine
- 7411 Dornier Do-27 Cockpit set for Special Hobby kit
- 7410 Dornier Do-27 Control Surface set for Special Hobby kit



Place PUR 3 and PUR 5 parts on the right side of the fuselage from the inside



Place PUR 9 part on the left side of the fuselage from the inside