



Mouse Armour

1/35 scale Kit
MA124
Land Rover bonnet tools

Researched by John Myszka and crafted Brian Richardson

Background




Australian Land Rover series 2 as used during the 1960-70s and Series 3 used later all carried a set of pioneer tools on the bonnet wings- axe, shovel and pick head and handle.

Tools

Handy tools would include a sharp model knife and wet and dry sandpaper.

Safety

This is a resin product so keep it away from extreme heat and naked flames. When sanding do it in a well-ventilated area and do not inhale the resin dust - wear a mask. Use wet sanding methods to reduce the dust.



Pick handle and axe on the right wing and shovel and pick head on the left wing. Note the pick head is attached to a small rectangular piece of metal plate. Add wing nuts to secure latches