



1/35 MILITARY MINIATURE VEHICLE UPGRADE SERIES PE35532










Modern PICK UP w/ZPU-1


现代利比亚战区皮卡载ZPU-1机炮改造件

[For MENG VS-001]

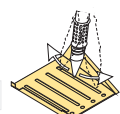
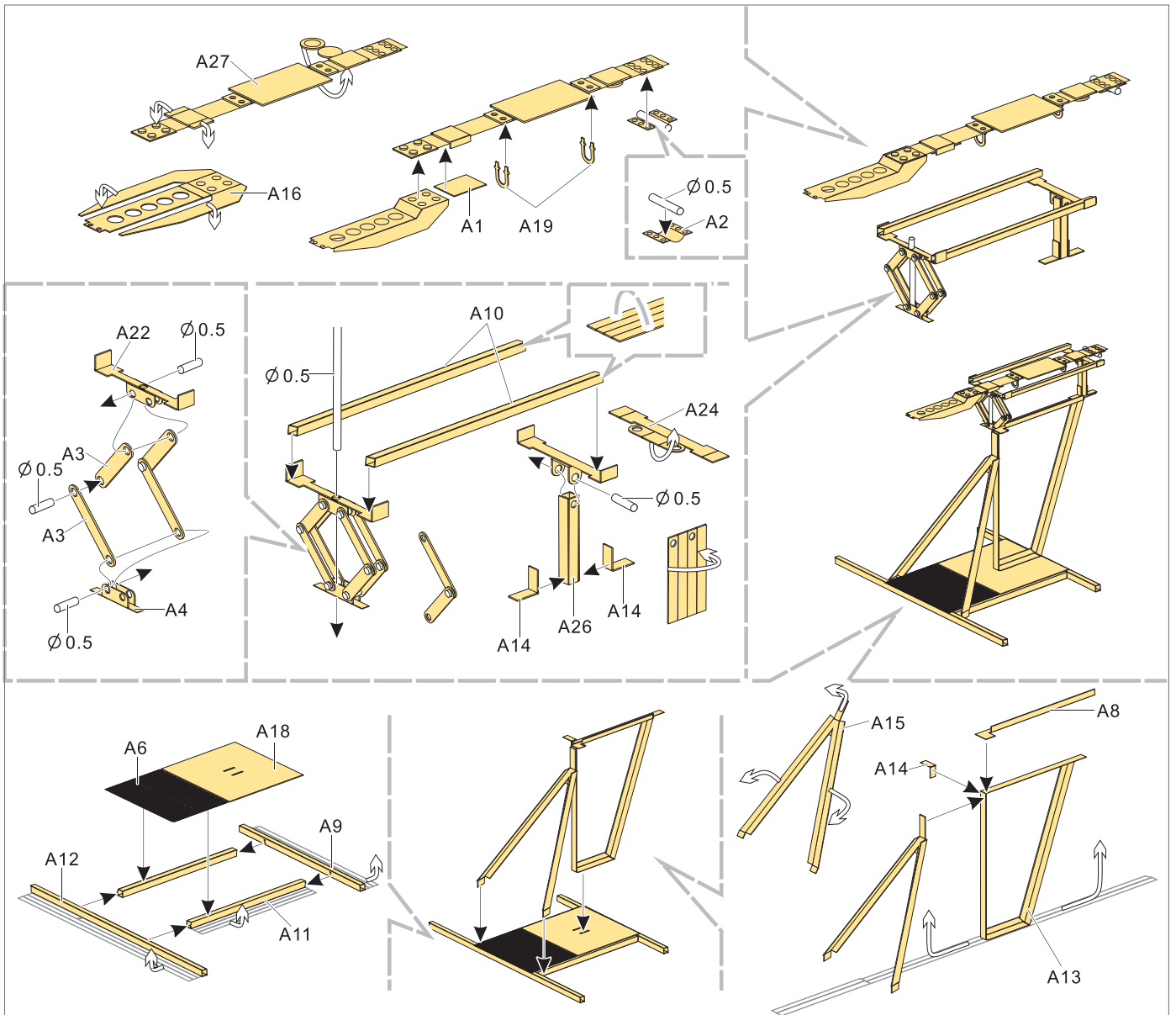
■ 推荐使用工具 RECOMMENDED TOOLS



- 
 安装
install
 - 
 折叠
bend
 - A1**
 改造件零件编号
PE/resin part number
 - B12**
 原零件编号
kit part number
 - C22**
 被替换的原零件编号
replaced kit part number
 - 
 另一侧相同制作
repeat on opposite side
-
- 
 切除
remove
 - 
 打磨
grind off
 - 
 弧度卷曲
radial bending
 - x2**
 制作若干组
multiple assembly
 - 
 选择安装
alternative
 - 
 钻孔
drill
 - 
 用胶棒制作
make from plastic rod


 用尖端在凹槽处冲压
use penpoint to press on the dent

蚀刻片零件内侧面向上
Put the part upside down
 用笔尖在凹槽处刺
Use penpoint to press on the dent

1/35 MILITARY MINIATURE VEHICLE UPGRADE SERIES PE355532

