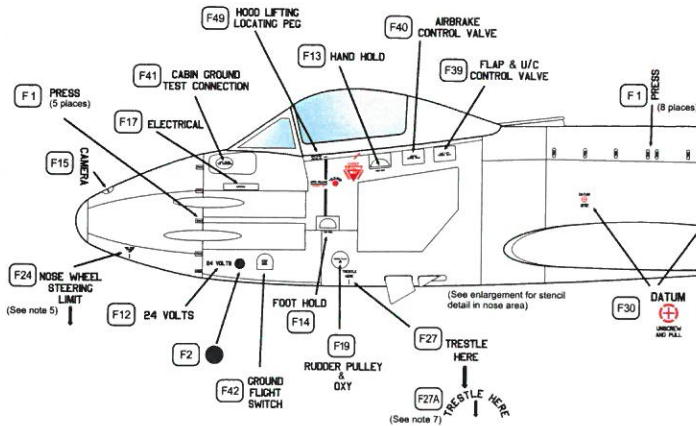
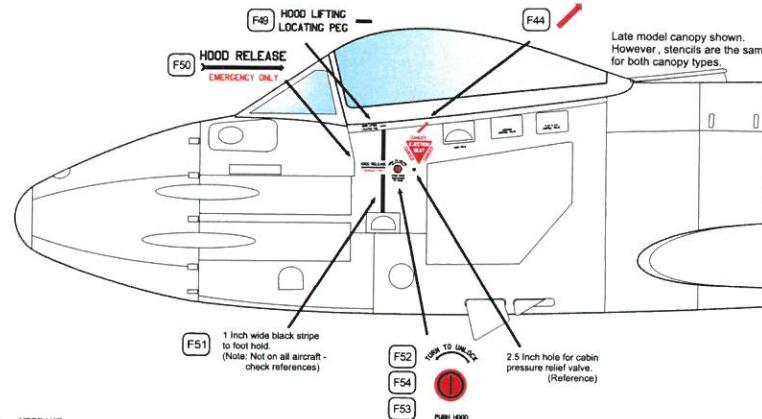



Finalisation:
David Constable

GLOSTER METEOR MK 8

1/48 SCALE STENCIL PLACEMENT GUIDE

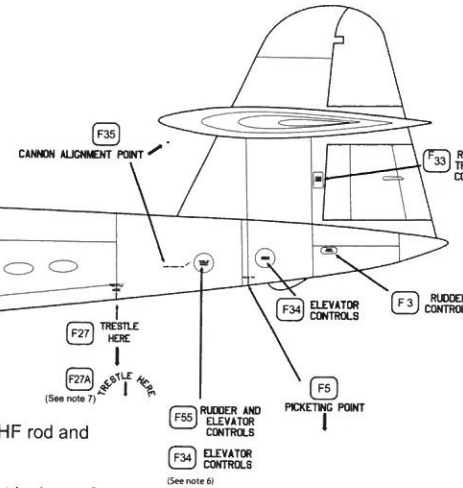


Notes:-

L.H. view shows original radio antennae, forward VHF rod and aft IFF aerofoil-shaped rod.

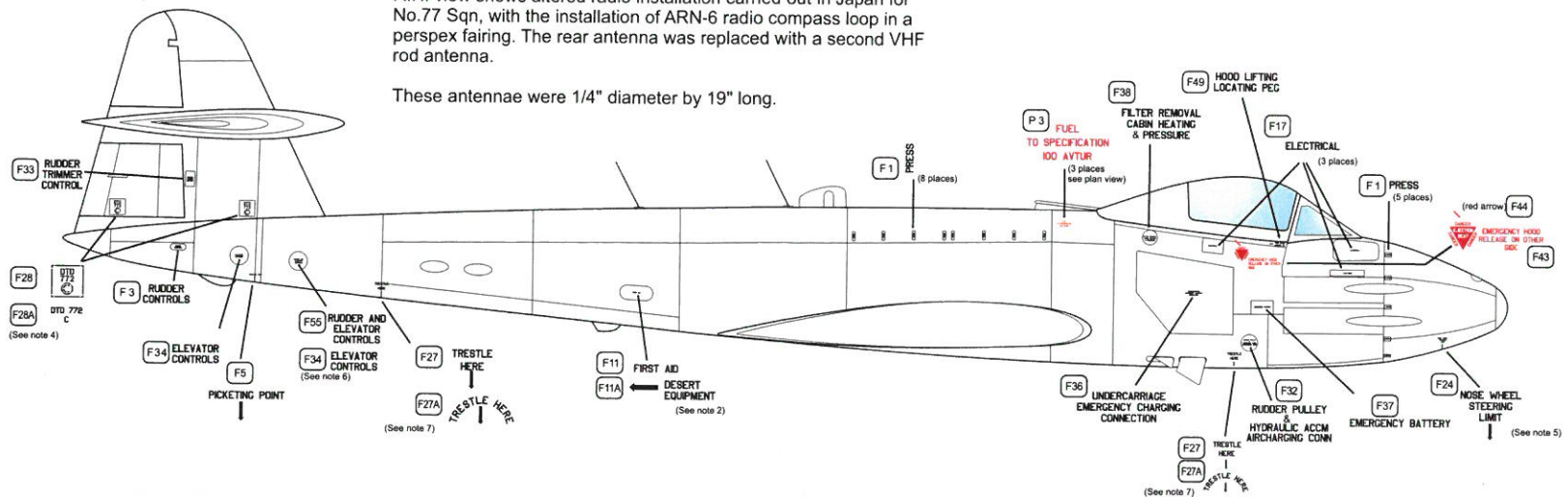
R.H. view shows altered radio installation carried out in Japan for No.77 Sqn, with the installation of ARN-6 radio compass loop in a perspex fairing. The rear antenna was replaced with a second VHF rod antenna.

These antennae were 1/4" diameter by 19" long.



Notes:-

- All stencils face as shown and are 1/2" high, black unless noted.
- Original stencil "DESERT EQUIPMENT" (F11A) was replaced in Australia by "FIRST AID". (F11)
- See separate sheet for external fuel tank markings
- Alternate to (F28A) DTG 772 C (late version) is (F28) DTG 772 (early version)
- Some aircraft did not have "NOSE WHEEL" part of stencil (F24). Other aircraft did not have any stencil at all.
- Some aircraft had "ELEVATOR CONTROLS" on this panel
- Stencil (F27A) is original factory application. (F27) is the later type applied by the RAAF.



Other Red Roo Meteor Decals that may be of interest include...

In 1/72 Scale:

- RRD7231 Meteor Mk8, 77 Squadron RAAF, Korea - 'Darkey Jones'
- RRD7236 Meteor Mk8, 77 Squadron RAAF, Korea - 'Benny II'

In 1/48 Scale:

- RRD4830 Meteor Mk8, 77 Squadron RAAF, Korea - 'Darkey Jones'
- RRD4836 Meteor Mk8, 77 Squadron RAAF, Korea - 'Benny II'

© 2016 Red Roo Models

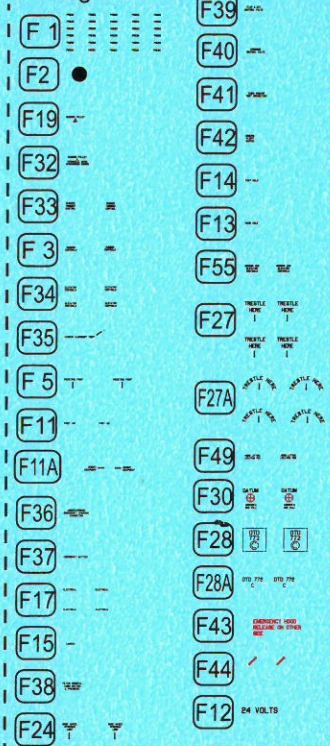
All rights reserved. Apart from any fair dealings for the purpose of study, research, criticism or review, as permitted under the Copyright Act 1968, the Copyright Amendment Act 2006 and subsequent Amendments, no part of this book may be reproduced, stored in a retrieval system or transmitted in any form by any means, electronic, mechanical, photocopying, printed, recording or otherwise, without prior permission from the publisher. All enquiries should be directed to Red Roo Models.

We state that we are using trademark names in an editorial context with no intention of infringement of those trademarks. Trademarked names, as always, remain the property of their respective owners.

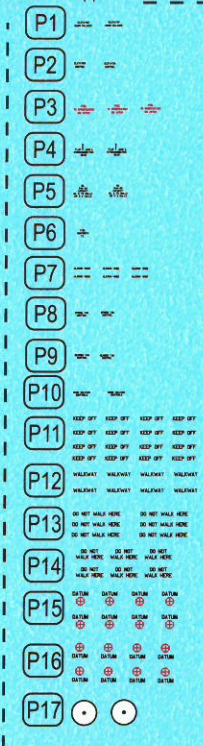
Red Roo Models
PO Box 113
Glen Waverley, Vic 3150, Australia

Web: www.redroomodels.com

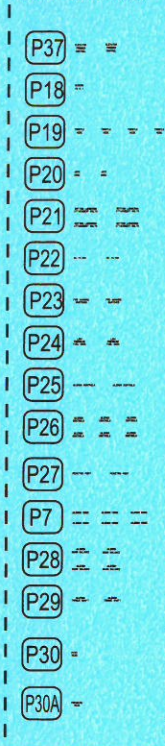
Fuselage



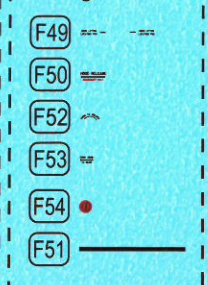
Plan - upper



Plan - underside

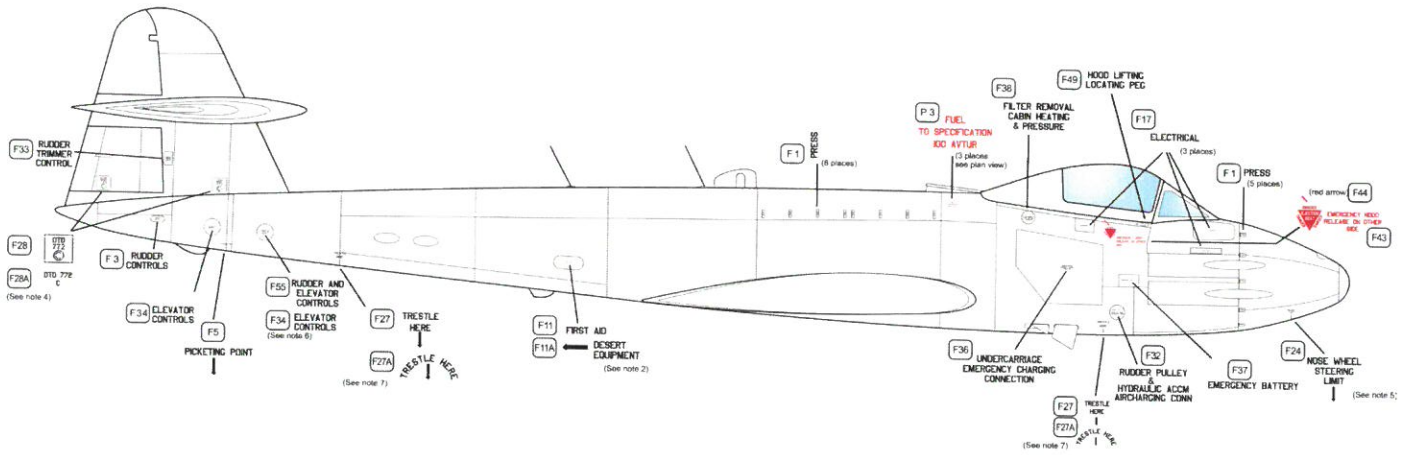



Fuselage - fwd



GLOSTER METEOR MK 8

1/48 SCALE STENCIL DATA



Screen printed decal sheet.

WEB: www.redroomodels.com

EMAIL: redroo@redroomodels.com