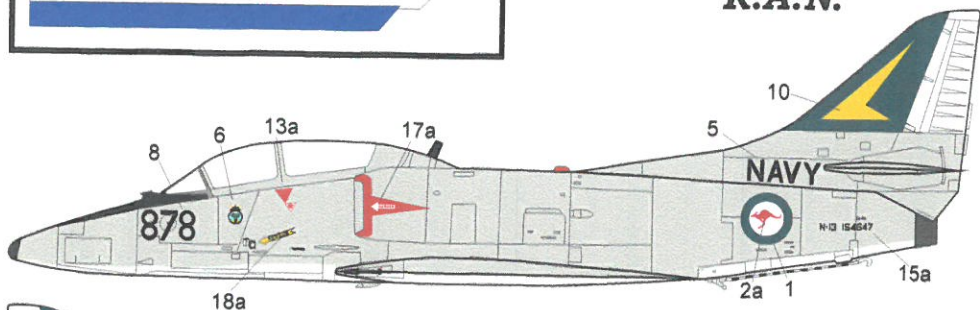
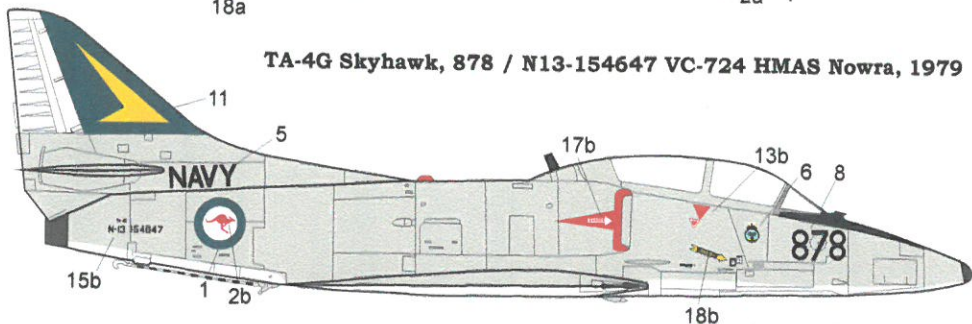




N-48069a
Douglas TA-4G Skyhawk
R.A.N.

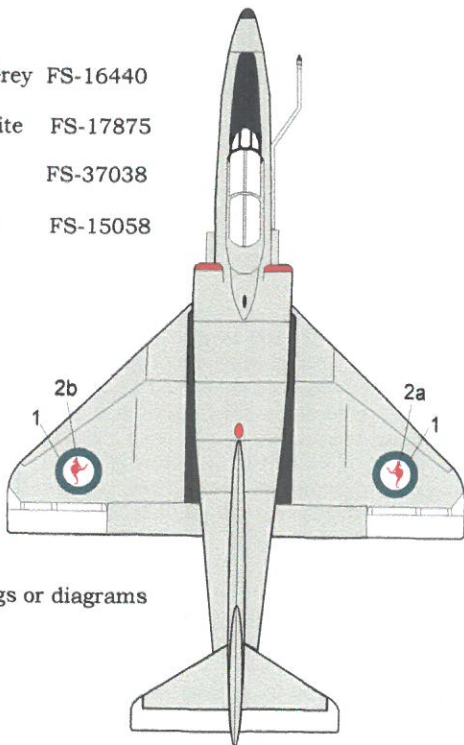
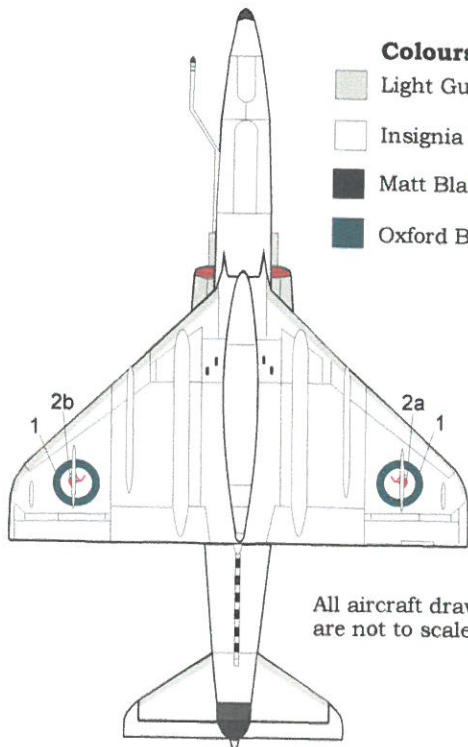


TA-4G Skyhawk, 878 / N13-154647 VC-724 HMAS Nowra, 1979



Colours:

- Light Gull Grey FS-16440
- Insignia White FS-17875
- Matt Black FS-37038
- Oxford Blue FS-15058



All aircraft drawings or diagrams are not to scale.

DECAL APPLICATION:

1. Cut closely around the required shape or letter, preferably using a sharp knife or Scalpel. Avoid using scissors or getting too close to another decal.
2. Soak in luke warm water for no more than 10 seconds.
3. Stand the decal on facial tissue for a further 5 seconds.
4. Moisten the application area with plenty of water.
5. Apply decal by carefully and slowly sliding off the backing paper onto the moistened application area. If you are too quick, the carrier film may curl under.
6. Spray Paint model with a clear lacquer to hide decal film and for longer life Protection. DO NOT USE a Paint Brush to apply coating as this method could damage the Decals.

Note: Decals adhere best to gloss surfaces. This Clear Decal film is very thin and covers the entire sheet. This ALPS Printed type product can be slightly fragile and will need extra care in application.

This Decal Set also includes extra White Underlay sections to be used as an undercoat Especially on dark surfaces where some light color decals can be slightly transparent.

878 NAVY

TA-4G
N-13 154647

15b

8

878 NAVY

TA-4G
N-13 154647

15a

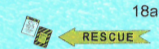
5



1

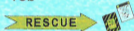


1




18a

18b




6



11

10

17a



17b

13a



2a

2b



13b