


1/48 Scale

ITEM No. 80399



PLAAF JJ-5

中国人民解放军空军 JJ-5 中国空军JJ-5 “歼教-5”教练机

PLEASE READ BEFORE OPERATION

- Tools recommended: Hot Water, Modeling Knife, Modeling Glue
- Adhesives: Penta Cement, Sharp Edged Glue, Modeling Glue, Model Cement, Soft Cement, Cyanoacrylate Glue.
- Make sure to read the instructions carefully before assembly.
- The kit contains small parts, they can be dangerous if swallowed by mistake.
- Cut the kit parts or small parts of children's waste into the garbage can.
- More caution and care should be needed for cutting and handling the photo.
- Make attention that some parts should be removed the decals when assembled.
- During assembling, please tear up and throw away the plastic bags, or may cause the glue to be messy.
- When using the wetting tool, please be careful not to get into the closed room or near the fire, also must be very careful to protect your eyes face and clothes.
- Adult supervised when assembled by children under 15 years old.

拼装前请仔细阅读说明：

- 推荐使用模型工具(请自备)：热水、美工刀、长镊子、刀片、专用模型胶水、专用模型胶水、软性水泥、氰基丙烯酸酯。
- 拼装前请仔细阅读说明书。
- 套件中包含细小零件，误吞会有危险。
- 切勿将套件中的细小零件放入儿童的废物桶中。
- 切割零件时请注意防止刃边划伤手指。
- 用镊子组装时请小心避免零件表面刮花或划伤。
- 用湿刷清洁时请小心避免零件表面刮花或划伤。
- 避免胶水沾到眼睛、面部或衣物。
- 在拼装过程中，请小心不要把塑料袋留在密闭空间或靠近火源。
- 使用湿润工具时，请务必小心不要弄到眼睛、面部或衣物。
- 成人监护下由15岁以下儿童拼装。



The method to apply the decals

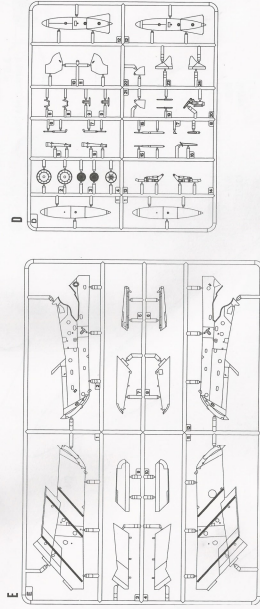
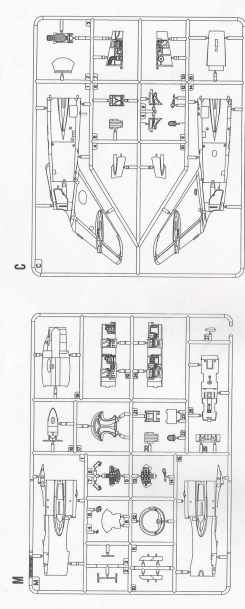
1. Cut off the decal from the decal paper and put it into the warm water 40°C for 10 seconds.
2. Take the decal from the water and put it on a piece of clean cloth.
3. Remove the paper to the decal slowly from the back by a wet finger.
4. When using the decal, please be careful not to get into the closed room or near the fire, also must be very careful to protect your eyes face and clothes, and no bubble existing.

水贴纸的使用方法：

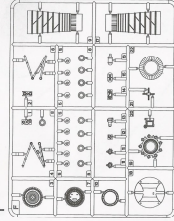
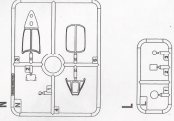

- 一、将用尖细印花刀从水贴纸上方剪下，放入40℃左右的温水中间浸泡10秒。
- 二、将水贴纸从水中取出，放在干净的布上。
- 三、拿上印花棉签，手帕蘸水将印花移动到指定的位置。
- 四、用棉签轻压印花直至平整，气息挥发。

80399

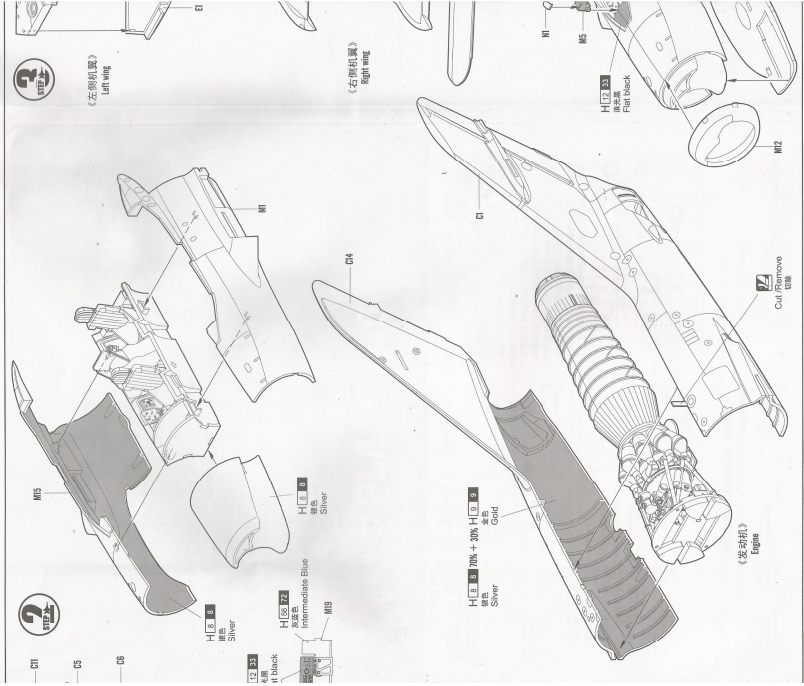
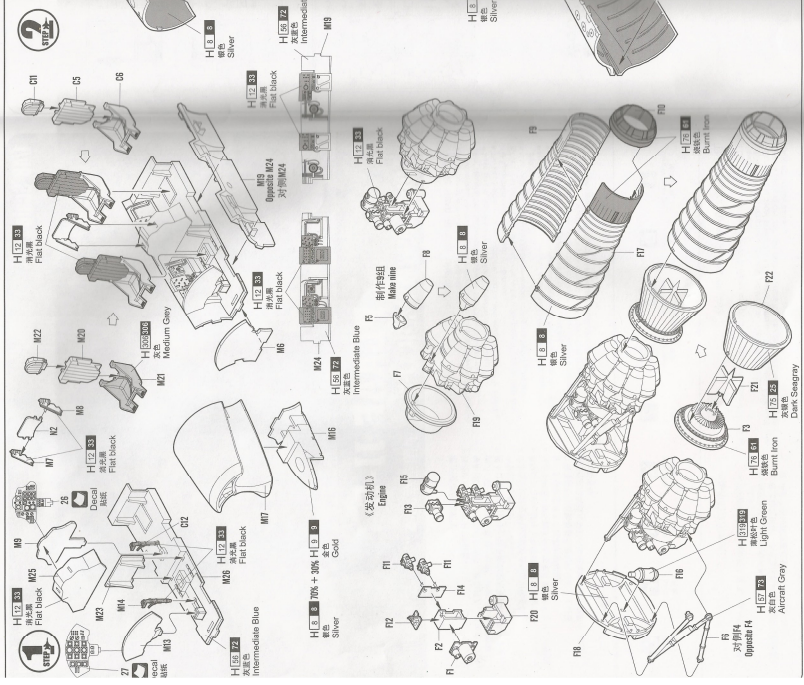
部品图 Parts



水贴纸 Decal



不用的零件: 02 03 05 06 07 08 09 03 05 07
Unused parts:



80399

I Bayi Aerobatics Team of PLAAF

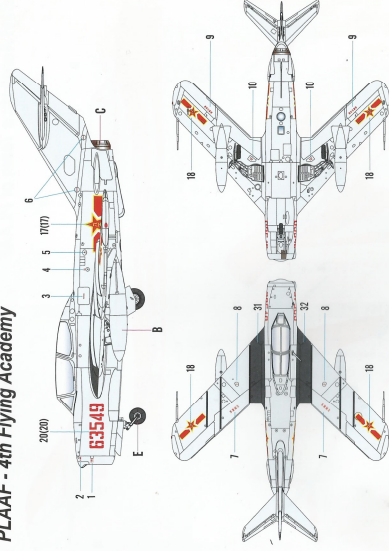


Color	Mr.Hobby	Vallejo	Model Master	Tamiya	Humbrol
A 红色 Red	H(3) 3	918	503	X7	19
B 白色 White	H(8) 8	997	546	101	11
C 红褐色 Reddish Brown	H(79) 79	883	795	X10	53
D 蓝色 Blue	H(1) 1	842	745	X2	22
E 棕色 Brown	H(27) 27	---	---	---	---

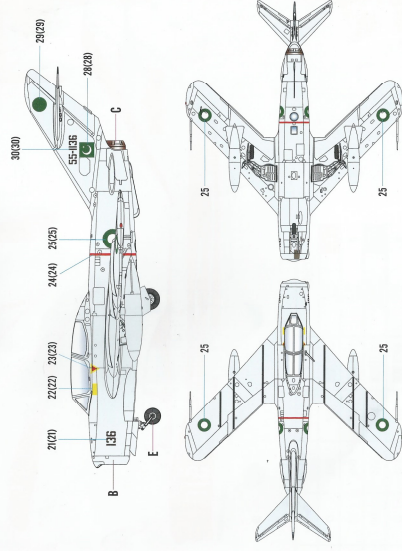
NO.80399

※ Some parts may not be available in your country. Please check your local hobby shops for substitute.

II PLAAF - 4th Flying Academy



III 55-1136 Pakistan Air Force's No 1 Fighter Conversion Unit(FCU) at Mianwali AB



NO.80399

※ Some parts may not be available in your country. Please check your local hobby shops for substitute.