
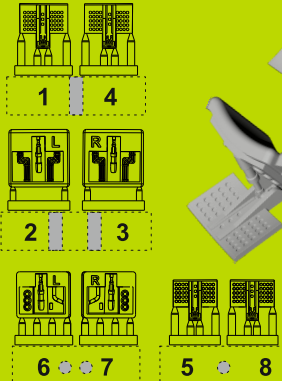


Q72 344
1/72

SAAB Viggen
Air Brake Set
for Special Hobby/Tarangus kits



PUR - Polyurethane parts



© Special Hobby 2019

Díly ohnuté popř. pokroutené vlivem teplotních změn a stárnutí materiálu, mohou být narovnány do požadovaného tvaru pomocí proudu teplé vody nebo vzduchu (fén na vlasy).

Parts slightly distorted and bent owing to temperature changes or due to material ageing can be straightened to requested shape by hot water or hot air jet. (hair dryer)

This process can be repeated till result is entirely satisfactory.

K lepení použít kyanoakrylátové lepidlo!
Use cyanoacrylate (super) glue!

Kontaktní plochy doporučujeme před lepením odmastit.
It is recommended to ungrease the mating surfaces before assembly.

Visit our official website and e-shop at

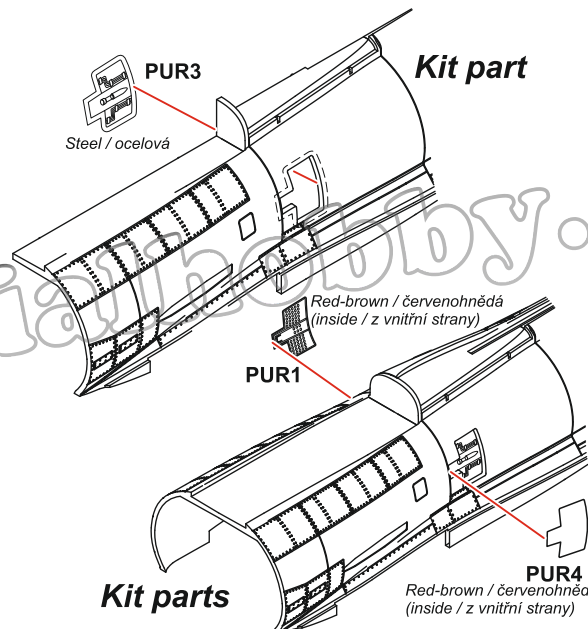
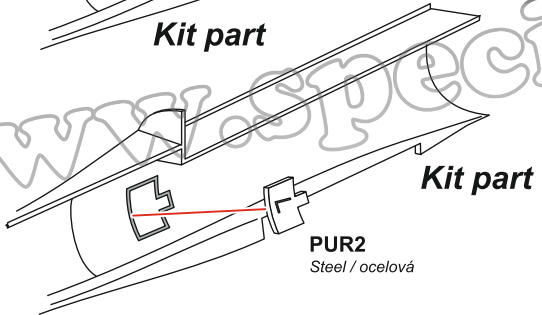
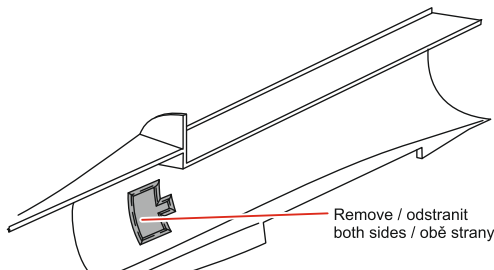
www.cmkkits.com

www.specialhobby.eu

Like as on

www.facebook.com/specialhobby


Special Hobby, Mezilesí 718, CZ - Praha 9, 193 00, Czech Republic
e-mail: office@specialhobby.eu

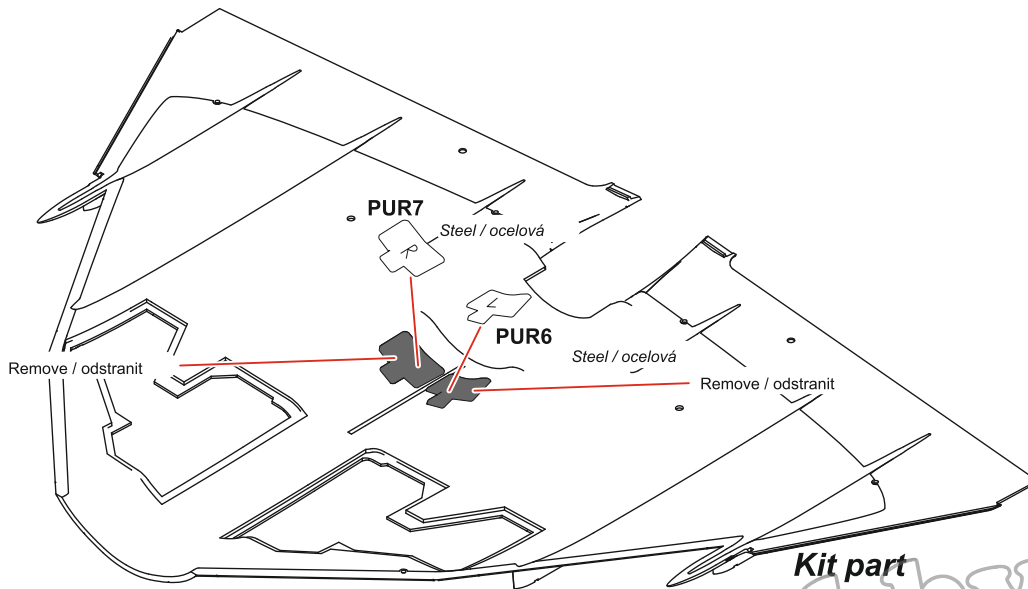


Resin sets for your 1/72 Viggen

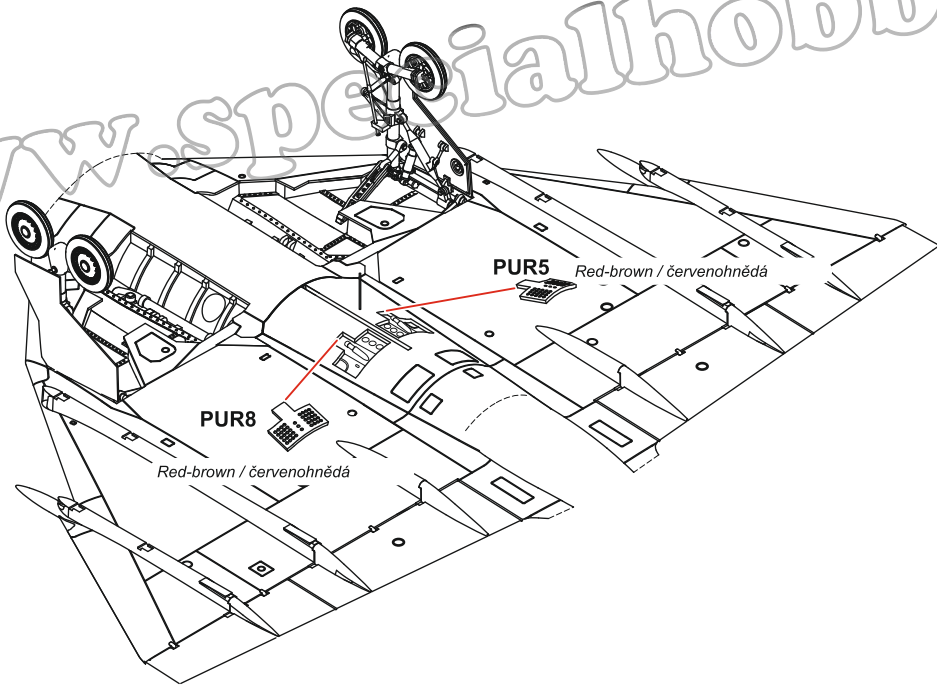


F72352
SK-37/SK-37E Viggen Instructor / Operator (seated in rear cockpit) and Pilot Climbing Ladder into cockpit





www.specialhobby.eu



The First Swedish Jets in 1/72 from Special Hobby Kits.



Decals with 2 swedish options.

