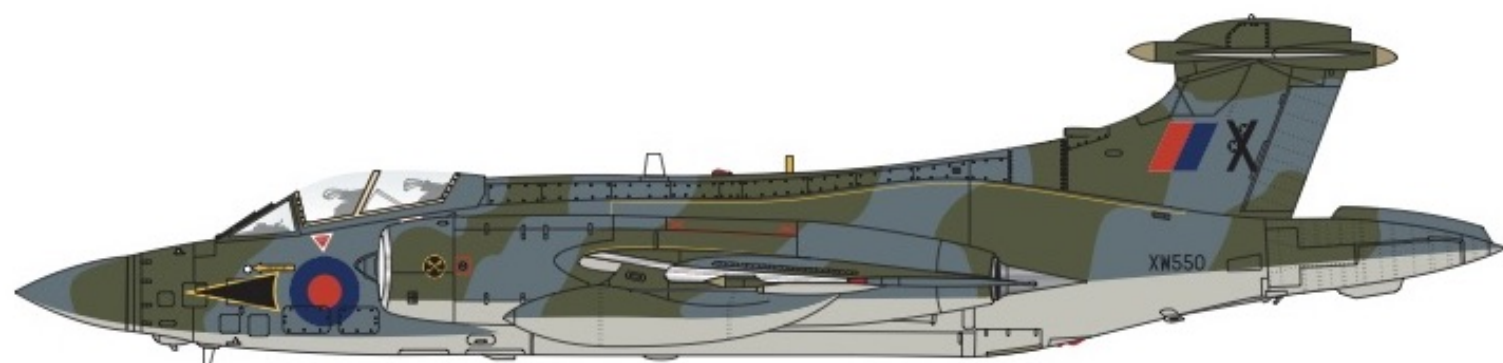
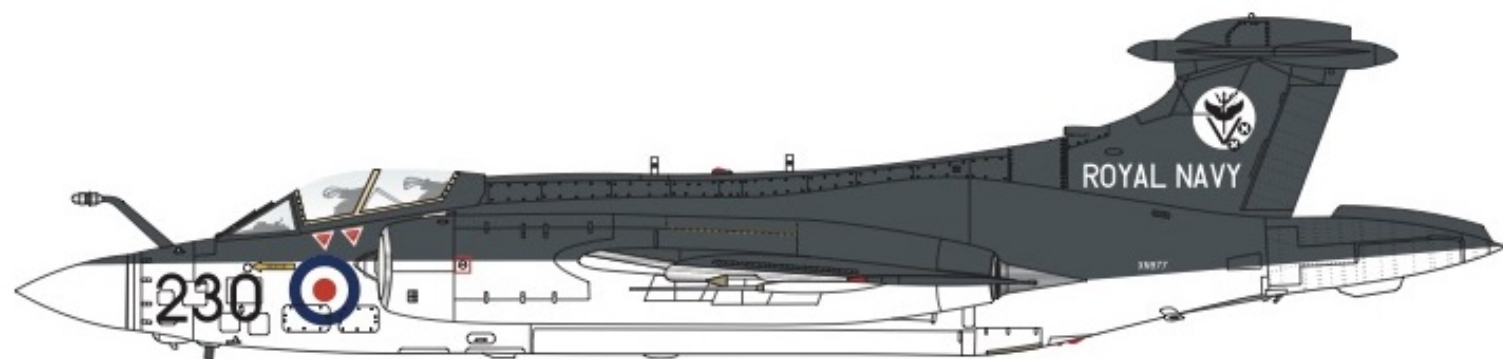


HS Buccaneer S.2 Collection Pt1



For the best results these decals should be applied to a gloss surface such as provided by either Xtracolor or Xtracrylix paints. Cut out the decal required and soak in warm water until the decal is released from the backing paper. Wet the area to be decaled with MICRO SET which will help to eliminate air trapped under the decal and position the decal.

After 5 or 10 minutes wet the decal with MICRO SOL which will soften the decal and ensure that it settles down over any surface detail. Allow the decal to dry for at least 12 hours. During this time some wrinkling of the decal may occur, this is normal. Do not touch the decal at this time.


Carefully check for small air bubbles and if there are any prick with a needle and apply a drop of MICRO SOL. After all air bubbles have been eliminated and the decals are dry wash the entire model with water to remove any excess decal adhesive.

When completely dry the whole model should be sprayed with a coat of Xtracolor or Xtracrylix Flat, Satin or Gloss varnish depending on the finish required.

Store in a cool dry place, avoid sunlight, dampness or extremes of temperature and/or humidity.

Hawker Siddeley Buccaneer S.2
 XV867, '655/LM'
 of 736 Naval Air Squadron,
 Royal Navy,
 based at
 RAF Lossiemouth,
 1970.


XV867 was finished in an overall Gloss
 Extra Dark Sea Grey BS381C:640 scheme.



Modellers Note:
 This airframe was fitted with an in flight
 refuelling probe.

Hawker Siddeley Buccaneer S.2B
 XV345, 'XV1/2'
 of XV Squadron,
 Royal Air Force,
 based at
 RAF Laarbruch,
 West Germany,
 1979.


XV345 was finished in a Satin
 Dark Sea Grey BS381C:638 and Dark Green BS381C:241
 wraparound scheme.



Modellers Note:
 This airframe was fitted with wing mounted
 slipper tanks.

Hawker Siddeley Buccaneer S.2
 XN977, '230'
 of 801 Naval Air Squadron,
 Royal Navy,
 based aboard
 HMS Victorious,
 1966.


XN977 was finished in a Gloss
 Extra Dark Sea Grey BS381C:640 over
 White scheme.



Modellers Note:
 This airframe was fitted with an in flight
 refuelling probe.


Hawker Siddeley Buccaneer S.2
 XW550, 'X'
 of 16 Squadron,
 Royal Air Force,
 based at
 RAF Laarbruch,
 West Germany,
 1977.

XW550 was finished in a Glossy
 Dark Sea Grey BS381C:638 and Dark Green BS381C:241
 over Light Aircraft Grey BS381C:627 scheme.



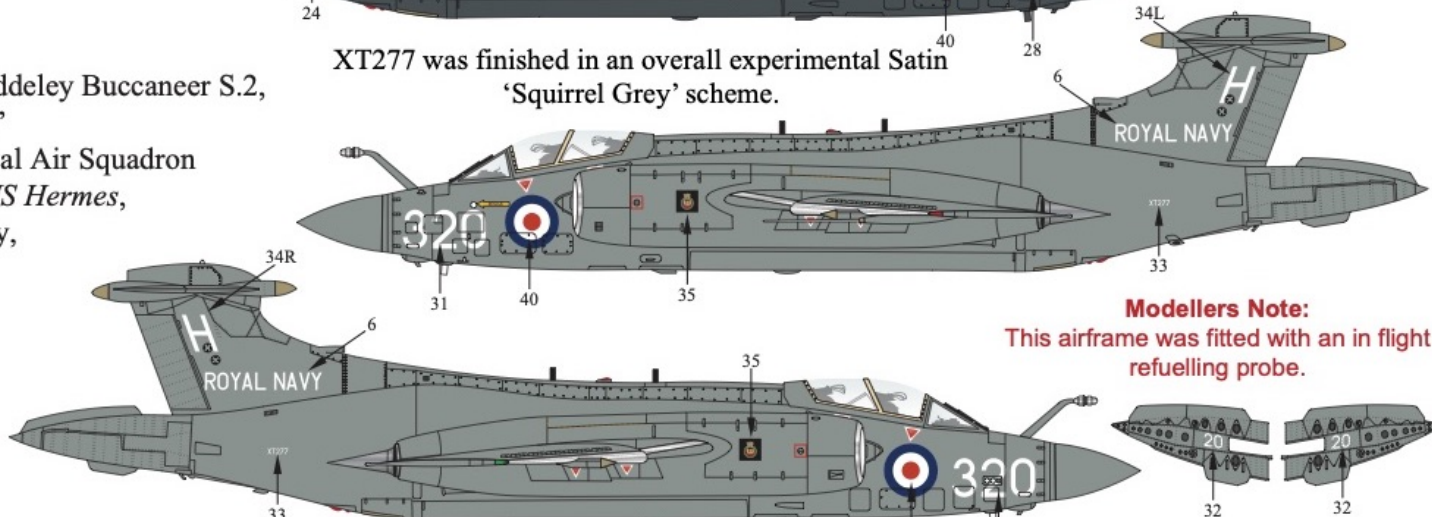
Hawker Siddeley Buccaneer S.2
 XV357, '612/LM'
 of 803 Naval Air Squadron,
 Royal Navy,
 based at
 RAF Lossiemouth,
 1971.

XV357 was finished in an overall Satin
 Extra Dark Sea Grey BS381C:640 scheme.



Hawker Siddeley Buccaneer S.2,
 XT277, 'H'
 of 809 Naval Air Squadron
 aboard HMS Hermes,
 Royal Navy,
 1960's.

XT277 was finished in an overall experimental Satin
 'Squirrel Grey' scheme.



Hawker Siddeley Buccaneer S.2
 XT281, '281'
 of unknown Squadron,
 Royal Air Force,
 1981.


XT281 was finished in a Satin
 Dark Sea Grey BS381C:638 and Dark Green BS381C:241
 wraparound scheme.



Modellers Note:
 This airframe had a replacement port outer wing with the serial XV34? fitted. Trim
 decal 56 to the wing fold line and include the last digit '1' of XT281 inboard of this
 point.


Hawker Siddeley Buccaneer S.50
 G-2-1
 of South African Air Force
 1970s.

G-2-1 was finished in Satin
 Dark Sea Grey BS381C:638 uppersurfaces
 over PRU Blue BS381C:636 undersides scheme.




Modellers Note:
 The SAAF Buccaneer fleet had a pitot
 tube fitted to both outer wings.


Hawker Siddeley Buccaneer S.2
 XV867, '655/LM'.




Hawker Siddeley Buccaneer S.2B
 XV345, 'XV1/2'.




Hawker Siddeley Buccaneer S.2
 XN977, '230'.




Hawker Siddeley Buccaneer S.2
 XV550, 'X'.




Hawker Siddeley Buccaneer S.2
 XV357, '612/LM'.



Hawker Siddeley Buccaneer S.2
 XT281, '281'.



Hawker Siddeley Buccaneer S.2,
 XT277, 'H'.



Hawker Siddeley Buccaneer S.50
 G-2-1.



Xtracolor Paints

- X001 BS381C:241 Dark Green
- X004 BS381C:638 Dark Sea Grey
- X005 BS381C:640 Extra Dark Sea Grey
- X015 BS381C:627 Light Aircraft Grey
- X008 BS381C:636 PRU Blue
- X141 White
- X404 Matt Black
- X502 Natural Steel

Paints:

The colours used on these aircraft can be found in the Xtracolor (prefix number with X) and Xtracrylix (prefix number with XA1) range of paints.

Xtracrylix Paints

- XA1001 BS381C:241 Dark Green
- XA1004 BS381C:638 Dark Sea Grey
- XA1005 BS381C:640 Extra Dark Sea Grey
- XA1015 BS381C:627 Light Aircraft Grey
- XA1008 BS381C:636 PRU Blue
- XA1141 White