


L-T-V A-7E CORSAIR II, VA-113 "STINGERS",
U.S.S. RANGER, 1970.

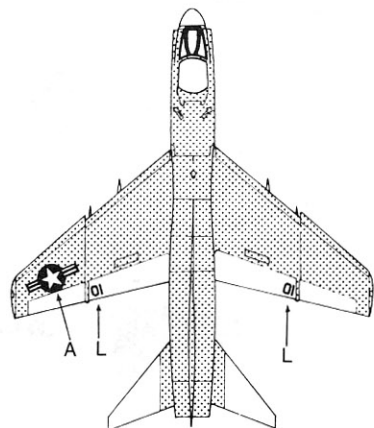
Upper surfaces: Matt Light Gull Gray (FS595a:36440).
Under surfaces, rudder, upper flap, tailplane and aileron surfaces, stores pylons,
undercarriage legs, wheel hubs and interior of wheel wells and doors -
Gloss Insignia White (FS595a:17875).

Note that national insignia on fuselage (B)
are larger than those on wings (A)



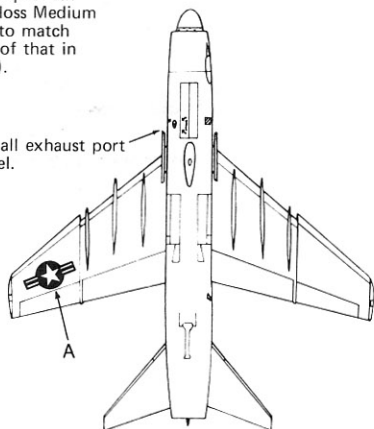
Suggested A-7 kits: Airfix A-7E (see note below); Hasegawa/Frog A-7A or
Revell A-7 kits if converted to A-7E standard.

(NB: Although not available at the time of going to press, (February 1972), the Airfix A-7E
kit is due for release very soon, and we recommend using this kit when available.)

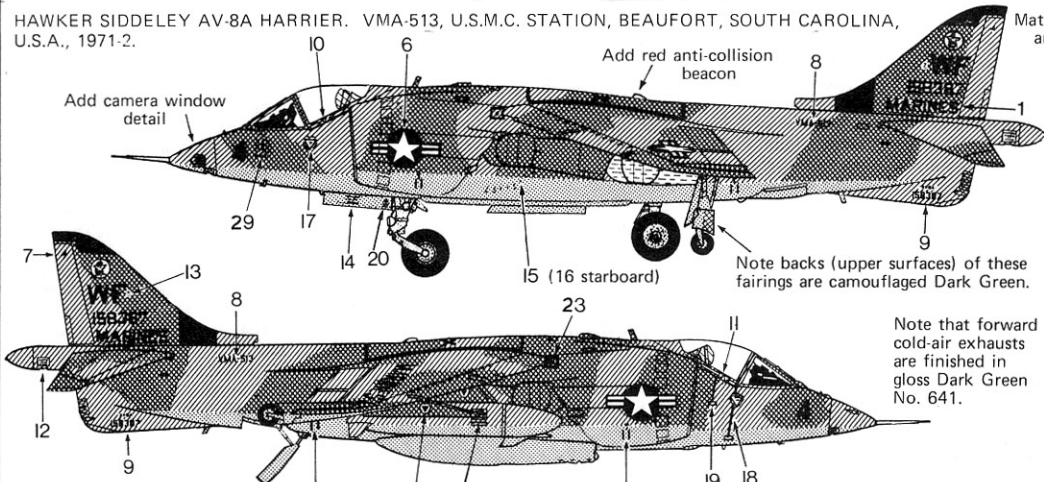


Paint top of fin
semi-gloss Medium
Blue (to match
shade of that in
decals).

Add small exhaust port
to model.



HAWKER SIDDELEY AV-8A HARRIER. VMA-513, U.S.M.C. STATION, BEAUFORT, SOUTH CAROLINA,
U.S.A., 1971-2.



Matt Black di-electric panels to top
and base of fin.

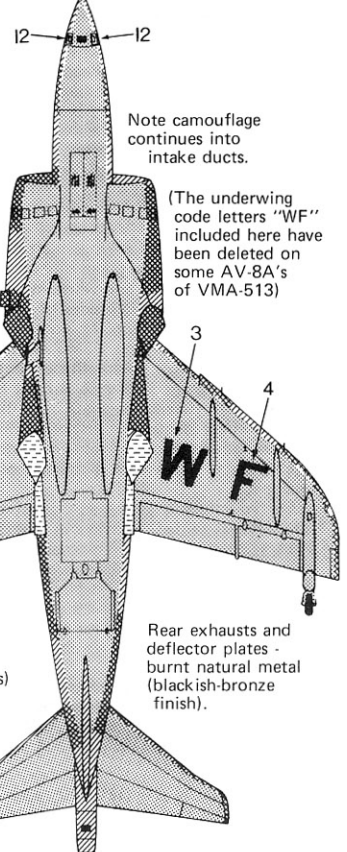
Nose probe - polished
stainless steel.

Add camera window
detail

Add red anti-collision
beacon

Note backs (upper surfaces) of these
fairings are camouflaged Dark Green.

Note that forward
cold-air exhausts
are finished in
gloss Dark Green
No. 641.



Note camouflage
continues into
intake ducts.

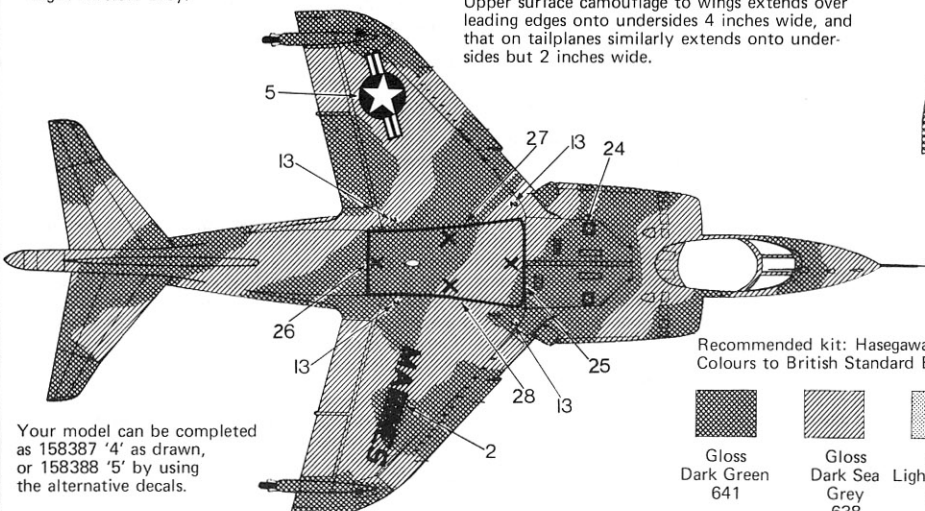
(The underlying
code letters "WF"
included here have
been deleted on
some AV-8A's of
VMA-513)

Inside surface of air
brake - semi-gloss
Light Aircraft Grey.

Upper surface camouflage to wings extends over
leading edges onto undersides 4 inches wide, and
that on tailplanes similarly extends onto under-
sides but 2 inches wide.

(Apply insignia
before adding
underwing pylons)

Rear exhausts and
deflector plates -
burnt natural metal
(blackish-bronze
finish).

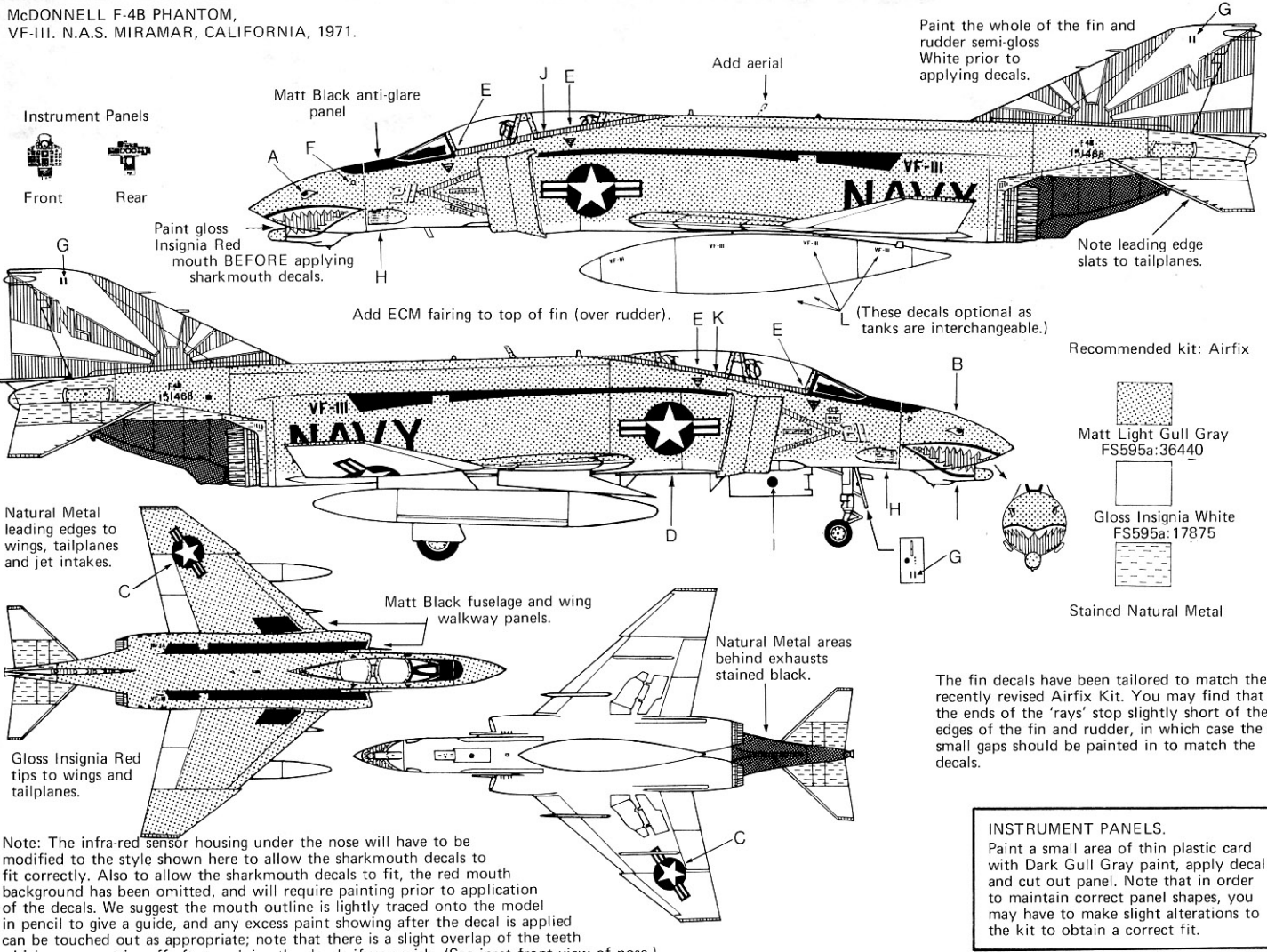


Recommended kit: Hasegawa/Frog.
Colours to British Standard BS381C:

Gloss Dark Green 641	Gloss Dark Sea Grey 638	Gloss Light Aircraft Grey 627

Your model can be completed
as 158387 '4' as drawn,
or 158388 '5' by using
the alternative decals.

For F-4B and further notes,
please see overleaf.



Paint the whole of the fin and rudder semi-gloss White prior to applying decals.

Instrument Panels
Front Rear

Matt Black anti-glare panel

Add aerial

Paint gloss Insignia Red mouth BEFORE applying sharkmouth decals.

Note leading edge slats to tailplanes.

Add ECM fairing to top of fin (over rudder).

(These decals optional as tanks are interchangeable.)

Recommended kit: Airfix

Matt Light Gull Gray
FS595a:36440

Gloss Insignia White
FS595a:17875

Stained Natural Metal

Natural Metal leading edges to wings, tailplanes and jet intakes.

Matt Black fuselage and wing walkway panels.

Natural Metal areas behind exhausts stained black.

Gloss Insignia Red tips to wings and tailplanes.

The fin decals have been tailored to match the recently revised Airfix Kit. You may find that the ends of the 'rays' stop slightly short of the edges of the fin and rudder, in which case the small gaps should be painted in to match the decals.

INSTRUMENT PANELS.
Paint a small area of thin plastic card with Dark Gull Gray paint, apply decal and cut out panel. Note that in order to maintain correct panel shapes, you may have to make slight alterations to the kit to obtain a correct fit.

Note: The infra-red sensor housing under the nose will have to be modified to the style shown here to allow the sharkmouth decals to fit correctly. Also to allow the sharkmouth decals to fit, the red mouth background has been omitted, and will require painting prior to application of the decals. We suggest the mouth outline is lightly traced onto the model in pencil to give a guide, and any excess paint showing after the decal is applied can be touched out as appropriate; note that there is a slight overlap of the teeth which you can trim off after applying the decals if you wish. (See inset front view of nose.)

GENERAL NOTES

The following comments will assist you in completing your models. The A-7E Corsair decals have been designed to fit the Revell or forthcoming Airfix kits; if the former is used, the kit will require converting to A-7E standards, but the Airfix kit is of the A-7E version, so use of this kit will save you work. Other kits of the A-7 may be used if preferred, and due to slight differences between all the available kits one or two of the decals may have to be slightly trimmed to obtain a good fit. With the F-4B Phantom decals, we suggest you use the Airfix kit, as the fin markings have been tailored to fit this version; again, if other makes of Phantom kit are preferred, then slight modifications to the decals may prove necessary. Colouring of the undercarriage legs, doors, etc. for the F-4B is as listed for the A-7E; in addition, the edges of undercarriage doors, flaps, etc., and inside faces of flaps, access doors and the like are Gloss Insignia Red. Cockpit interior surfaces for all three aircraft are matt medium grey (Dark Gull Gray for the A-7E and F-4B), this including the floors, walls and instrument panels. The ejection seats in the AV-8A and F-4B are semi-gloss black with reddish-brown headrests; that in the A-7E is matt dark gull grey with reddish-brown headrest. Dull orange or medium green survival and parachute packs are fitted to the seats. The undercarriage legs and wheel hubs of the Harrier are Gloss Light Blue-Grey, similar to BS381C:697; insides of undercarriage doors and air brake are Light Aircraft Grey (BS381C:627); note that the overall finish of the first batch of twelve machines for the USMC (which includes the two alternatives on these decals) is high gloss polyurethane paint, but later machines are finished in matt polyurethane paint similar to current RAF machines. In fact the exterior finish of the USMC Harriers is, apart from the obvious exceptions of the national and unit markings, identical to that of RAF machines. USMC Harriers would normally be seen with American armaments under the wing and fuselage centreline pylons, this including Sidewinder missiles, though the British underwing fuel tanks are retained.

For your further study, an interesting article appeared in Flight International for 14/10/71, titled "Harriers at Hoot's Halfacre", dealing with the AV-8A's of VMA-513, which is in turn nicknamed "The Flying Nightmares". Also, for further information and very useful conversion hints on the F-4 Phantom, we recommend the series of articles by Joseph T. Thompson that appeared in Scale Models in 1971, September, October and November issues; (when modifying the infra-red sensor under the nose of your model, however, we suggest you follow the shape shown on our drawings, which was applicable to our particular machine and others of VF-111.)

Modeldecals gratefully acknowledge the kind assistance of the following in providing some of the information used in the preparation of these decals: D. M. Remington, H. M. Walker, P. Amos, K. F. Smy and J. T. Thompson. Decals and instruction sheets designed and produced in Great Britain by Richard Leask Ward of Modeldecals.

APPLICATION OF DECALS: each subject should be cut out and used as required; great care should be taken to only wet the backing paper as long as is necessary to release the decal. A few seconds should be sufficient, and prolonged soaking will impair the adhesive qualities of the decals. You may find one of the proprietary brands of decal setting solution, such as Solvaset, useful for applying decals on rivetted or other detailed surfaces. Any excess width of clear varnish can be trimmed off before wetting, or carefully removed with a sharp blade or over-painted after application.

Also available in the Modeldecals range are the following sets: BAC Lightning Mk. 1A, 2 and 6 (six alternatives in RAF service). No.2: McDonnell F.4 Phantom (VMFA-531, USMC; 555th TFS, USAF, and 767 Sqn., R.N.). No.4: U.S. Navy (F6F-3 Hellcat, VF-6; SBD-3 Dauntless, VS-2, and TBM-3 Avenger, USS Bunker Hill). No.6: U.S. Navy (F4U-1A Corsair, VF-17; SB2C-3 Helldiver, VB-7; OS2U-3 Kingfisher, NAS Pensacola). No.7: Royal Air Force (Hunter F.6, 14 Sqn.; Phantom FGR2, 6 Sqn.; Meteor F.4, 63 Sqn.; and Harrier GR1, 1 Sqn.). No.8: USAF (Tail code letters, serials, "mini" insignia, etc.). No.9: U.S. Navy (A-1J Skyraider, VA-176; A-7E Corsair, VA-195; SH-3A Sea King, HS-3). No.10: USAF-S.E.Asia (RF-101C, F-105D, A-1H and EC-47N). No.11: F-102A, 460th FIS, USAF; Harrier GR.1, 4 or 20 Sqn., Sabre 6, 430 Sqn., RCAF and alternative RCAF Sabre fin emblems. No.12: Phantom FGR.2, 17 Sqn., RAF; F-104G, 10th F.B. Wing, Belgian A/F, and TAC Badges. No.13: German Air Force and Navy (T-33A WsLW50; G.91R/3, LeKG43 (431 Sqn.); F-104G, MFG.1). No.14: Royal Air Force (Sabre F.1, 234 Sqn., Vampire F.B.5, 112 Sqn., and Chipmunk T.10, 2 FTS.). No.15: U.S.M.C. AV-8A Harrier, VMA-513, and U.S.Navy A-7E Corsair, VA-113 and F-4B Phantom, VF-111. No.16: USAF - S.E. Asia(2): F-4E Phantom, 347FS, 388TFW; O-2A, 23 TASS; AC-47, 432TRW., and USMC OV-10A Bronco, HML-267.

THE INTERNATIONAL PLASTIC MODELLERS' SOCIETY

The IPMS exists to help all those interested in all forms of plastic modelling to derive greater pleasure from their hobby. Since its inception in England in 1963, the Society has become a truly international organisation. There are independent branches in Australasia, Austria, Belgium, Canada, Czechoslovakia, Denmark, Finland, France, Germany, Great Britain, Holland, Iceland, Italy, Japan, Norway, Poland, South Africa, Sweden, Switzerland and the United States of America. There are also a great many members living in countries other than those listed, who usually belong to their nearest Branch or to IPMS-UK. Wherever you live you can enjoy the many benefits that membership of IPMS has to offer you, and we invite you to send for further details from G. Griffiths, 180/5 Cockhill Lane, Rubery, Birmingham B45 9S, J, England.

MODELTOYS, 246 Kingston Road, Portsmouth, England, are the sole worldwide distributors of MODELDECAL decals. Modeltoys, who specialise solely in plastic kits and associated technical references and accessories for the scale modeller, operate a retail shop at the above premises, and also a worldwide 'by return' mail order service. In order to keep modellers informed of the latest in kits, books, etc. Modeltoys advertise regularly in the internationally circulated scale modelling magazines. If an item is currently available, and comes under the classification given above, then it is likely that Modeltoys have it in stock, or it can be obtained by them.

Stocks from the following manufacturers and publishers are always held:— Airfix, Aoshima, Bandai, Frog, Fujimi, Hasegawa, Hawk, Heller, Humbrol, Imai, Italeri, Lindberg, Monogram, Nichimo, Nitto, Pyro, Rareplanes, Revell, Tamiya, Aero, Aircam, Ian Allan, Arco, Bellona, Blandford, Ducimus, Harleyford, Hylton Lacey (Men and Machines), PSL and Profiles.

AV-8A HARRIER



MARINES



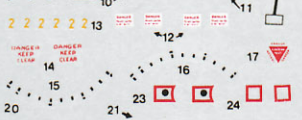

F W

MARINES
MARINES
158387
158387

WF WF

4 4

AV8A
158387
AV8A
158387



158388 158388 5 5
158388 158388 5 5

HARRIER ALTERNATIVE

A-7E CORSAIR




NE NE

VA-13 NAVY VA-13 NAVY

301 301



McDONNELL F-4B PHANTOM



NAVY NAVY



F4B
151468
F4B
151468