



## Mouse Armour

1/35 scale

MA129 Ammunition liners for 50 cal machine gun equipped  
M113A1 APCs (1965 – 1972)

Researched and crafted by John Myszka

### Background

From 1965 Australian M113A1 APCs armed with a 50 cal machine gun (APC / Mortar / Fitters) carried their ammunition on the hull roof. Initially these were strapped down to the spot welded tie downs along each edge of the hull roof. Quite quickly ammo liners were carried in boxes from 105mm artillery ammunition and an assortment of wooden and metal boxes without lids.

Early on the ammo liners were left loose on the hull roof – for easy access – but were stopped from falling off the roof by wooden planks / US metal pickets / saplings tied to the aerial brush guards.

The claymore box was carried on one of the rear corners of the hull roof.

### Parts

2 x 105mm ammo boxes

15 x 50 cal ammo liners

1 x strip of spot welded tiedowns

1 x ammo liner with flares


1 x wooden box for claymore mines

### Tools


Handy tools would include a sharp model knife and wet and dry sandpaper.

### Safety

This is a resin product so keep it away from extreme heat and naked flames. When sanding do it in a well-ventilated area and do not inhale the resin dust - wear a mask. Use wet sanding methods to reduce the dust.




Ammo liners strapped down with webbing straps to hull tie downs




Loose ammo liners on hull roof corralled by saplings tied to the aerial brush guards.



Ammo liners  
inside a  
wooden box.



Ammo liners inside a  
wooden box that is in turn  
strapped to the hull tie  
downs



Ammo liners in metal  
boxes – source  
unknown