


AeroMaster™

PRODUCTS

*Valiant Vigil
Part 3*



Suggested Kit: Trumpeter RA-5C Vigilante.

Valiant Vigis Part 3

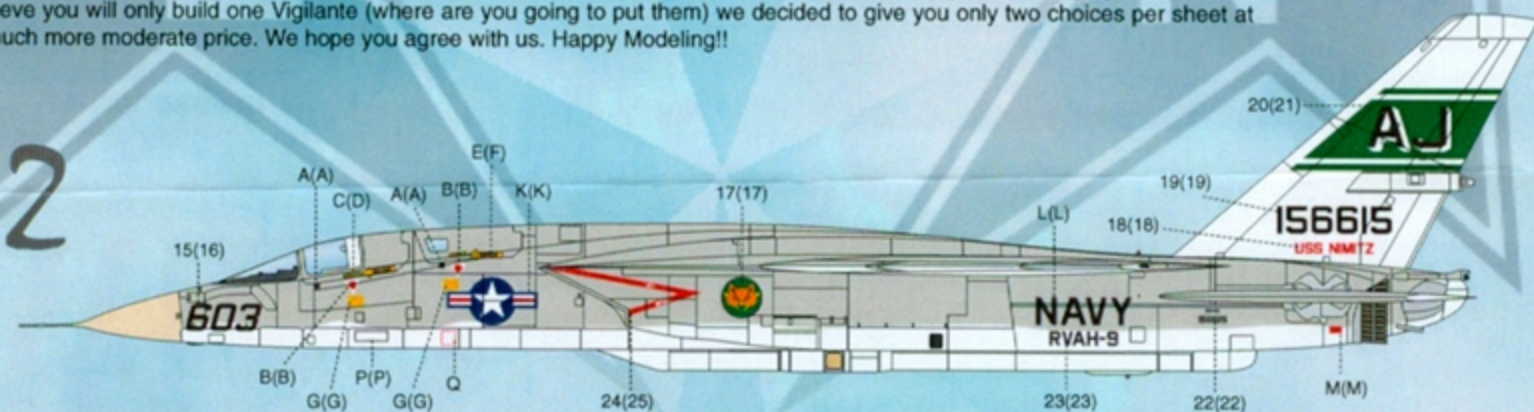
48-740




RA-5C Vigilante BuNo. 156608. The *Peacemakers* of RVAH-7 were aboard USS *Ranger* (CV61) for the squadron's final cruise, to WestPac in 1979. Non-specular Gull Gray FS36440 upper surfaces with Gloss White FS17875 vertical fin, undersides, control surfaces, landing gear, wheel wells, and fin tip antenna. Wing leading edge slats Dark Gull Gray FS35231; radome was Flat Black FS37038 and the edges of gear doors were painted FS11136 Insignia Red. Black radome.

Although not to the latest Modeling standards of the Industry, the Trumpeter Vigilante is nevertheless, a kit worthy of some extra work, if not the only one in this scale. We suggest you patiently fill all those rivets and check the a/c panel lines with the Aerofax # 9 by Grove and Miller, rescribing as necessary. The fin tip must also be rounded off a little bit at the top front leading edge. Although the upper fuselage hump is not as pronounced as it should be, it is not that noticeable unless you look at it from a perfect 90 degree side angle.

Having input our two cents, we believe the actual color for the wing leading edges on the Vigilante is called "Corrogard" and it is a medium/dark Metallic Gray. This color is commonly seen on many Navy a/c such as Furies, Skyraiders, Skyrays, etc. Since we believe you will only build one Vigilante (where are you going to put them) we decided to give you only two choices per sheet at a much more moderate price. We hope you agree with us. Happy Modeling!!



RA-5C Vigilante BuNo. 156615. Vigi operated by the *Hoot Owls* of RVAH-9 aboard USS *Nimitz* (CVN68) for her 1976/1977 Med cruise. Non-specular Gull Gray FS36440 upper surfaces with Gloss White FS17875 vertical tail, undersides, control surfaces, landing gear, and wheel wells. Wing leading edge slats Dark Gull Gray FS35231; edges of gear doors FS11136 Insignia Red; radome was faded tan, approximately FS23717.



Suggested 1:48 Scale Kits:
Trumpeter RA-5C Vigilante.

Apply wing stars (Decals N)
to upper left and lower right wings

References:

1. RA-5C Vigilante, Osprey Combat Aircraft Series #12, 1987
2. USN Aircraft Carrier Air Units Volume 3 1964-1973, Squadron/Signal, 1988
3. North American A3J/A-5 Vigilante, Aerofax Minigraph #9, 1989
4. A/RA-5 Vigilante, MINI In Action #3, Squadron/Signal, 1995
5. North American A3J (A-5) Vigilante, Wings of Fame #19, 2000
6. RA-5C Vigilante Units in Combat, Osprey Combat Aircraft #51, 2004

Catch us on the net!



www.AeroMaster.com



Aires offers super-detailing accessories for this and many other subjects in their range. Check our website at www.AeroMaster.com for this and many other wonderful products; Available To You Now!