



**CONSOLIDATED**

# PBY-5 CATALINA

Powered by two 1,200 horsepower Pratt & Whitney R-1830-92 engines, the PBY-5 was the fastest of the entire **Catalina** family of flying boats! It could manage a top speed of 189 mph at 7,000 feet!

First delivered to the US Navy in 1940, production of the **Catalina** grew steadily due to many orders from the U.S. Navy, the RAF and other Allied air forces. When World War II erupted in December 1941, the **Catalina** was the principal Navy patrol and air-sea rescue aircraft in the US inventory. Flown by the RAF on anti-submarine patrols in the Channel, Mediterranean and Atlantic sectors, the **Catalina** already had an impressive service record by the end of 1941.

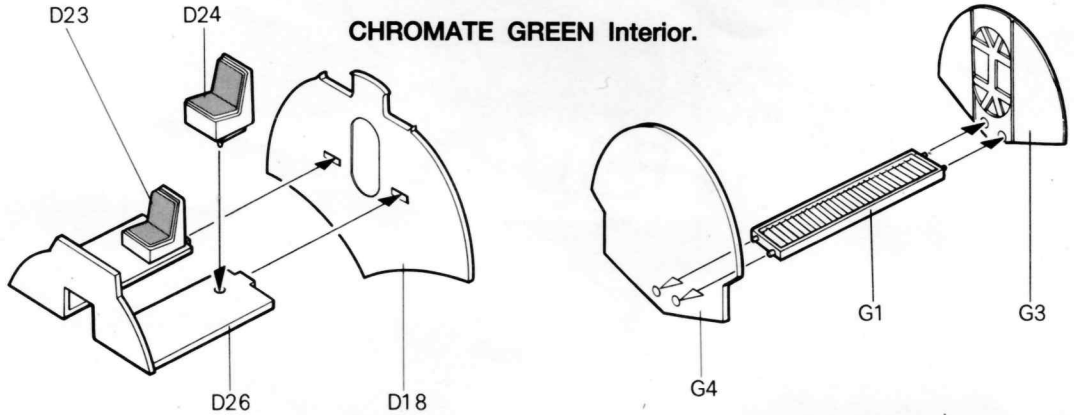
With a range of 2,990 miles the **Catalina** could remain aloft for many hours covering vast expanses of ocean. When a submarine was spotted, the **Catalina** could attack with four 1,000 bomb depth charges or could strafe with its four machine guns, two .30 caliber and two .50 caliber Brownings. Besides its attack role, the **Catalina** was best known and respected for its air-sea rescue missions during which countless aviators were plucked from enemy seas, sometimes right in the heat of battle. The crews who flew the **Catalina** on rescue missions were among the most appreciated aviators in the service. Many owe their lives to the daring courage of the **Catalina** crews and their tough but slow flying boats.

With a wingspan of 104 feet and a length of 63 feet-10 inches, the PBY-5 was a big plane for its day, very close to the B-17 in wingspan but shorter in length. Designed without wing dihedral, all the PBY aircraft required constant attention from the pilot or copilot to ensure level and straight flight. Maybe this little fault was the biggest problem with the famous **Catalina** flying boats.

ENGLISH	FRENCH	GERMAN	SPANISH	ITALIAN
BLACK	NOIR	SCHWARZ	NEGRO	NERO
METALLIC	METALLIC	METALLIEK	METALICO	METALLICO
WHITE	BLANCO	WEISS	BLANC	BIANCO
GREEN	VERT	GRÜN	VERDE	VERDE
TAN	BRUN CLAIR	GELBBRAUN	CANELA	MARRONE CHIARO
SILVER	ARGENT	SILBERN	PLATA	ARGENTO



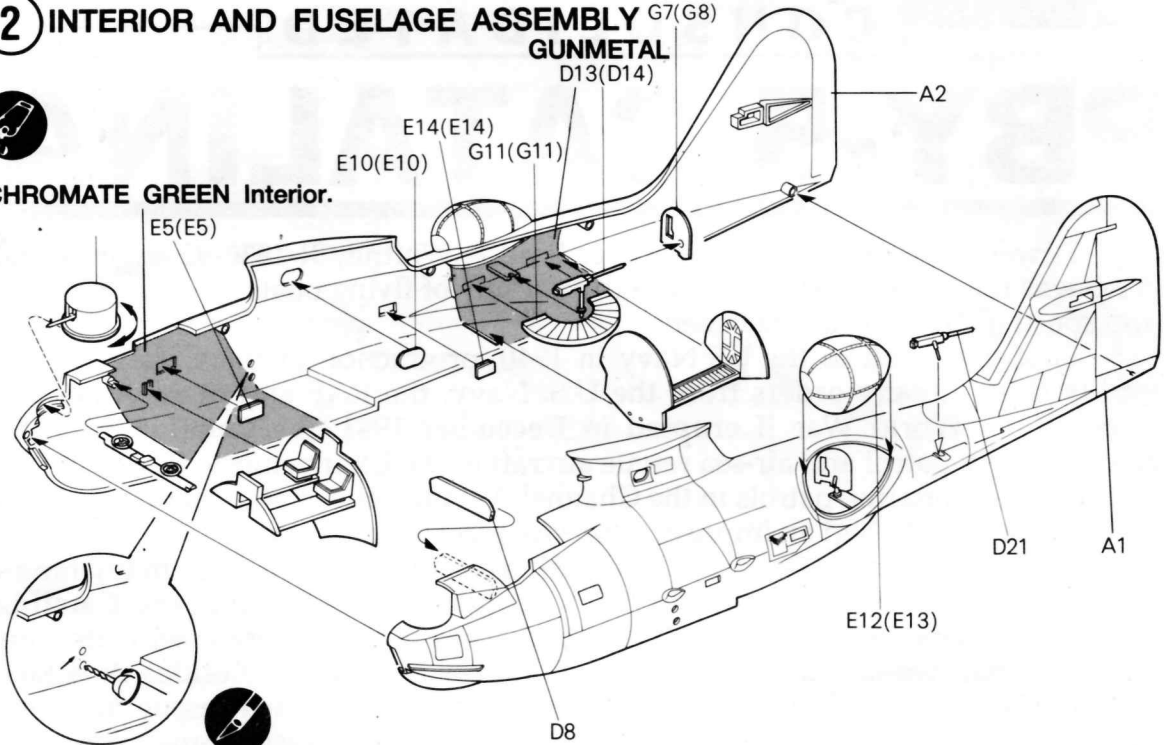
# 1 PILOT AND GUNNER'S POSITION ASSEMBLIES



# 2 INTERIOR AND FUSELAGE ASSEMBLY



**CHROMATE GREEN Interior.**

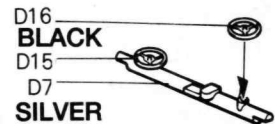
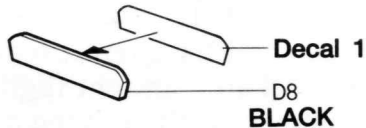



Open holes for Beaching Gear.

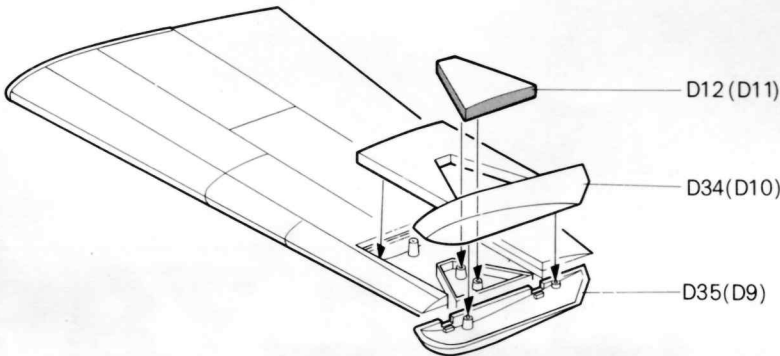
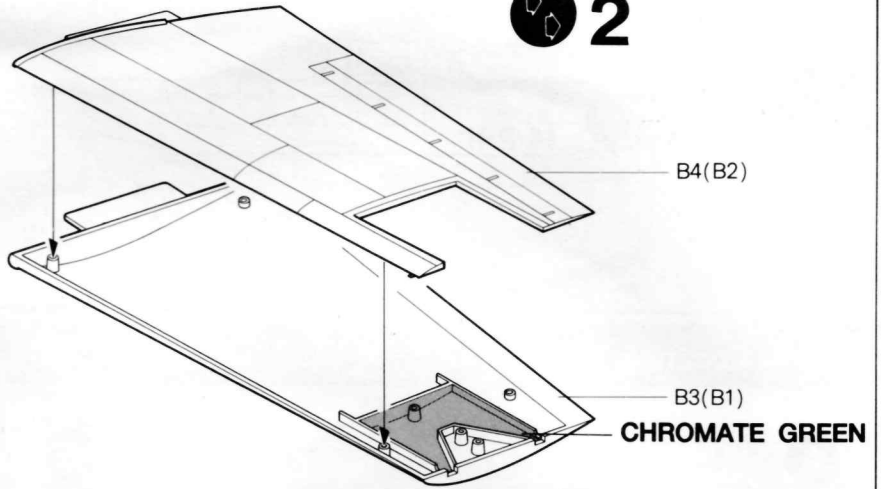
■ NOSE TURRET

■ INSTRUMENT PANEL

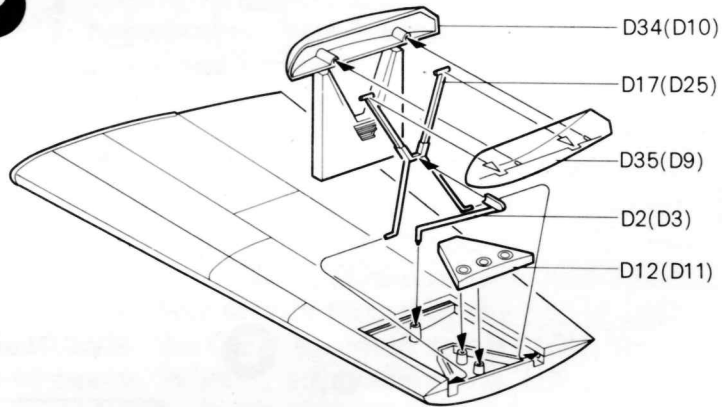
■ CONTROL HANDLES



### 3 OUTER WING AND FLOAT ASSEMBLY

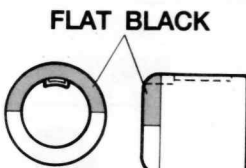


Choose up or down position for floats.

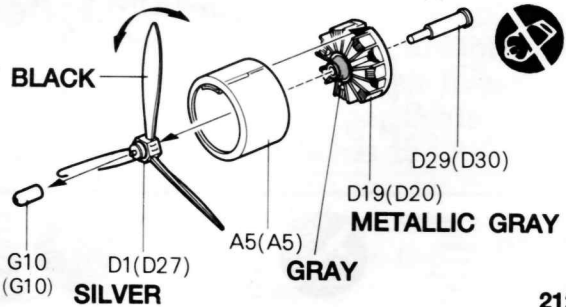


### 4 PROPELLER AND ENGINE/COWLING ASSEMBLY

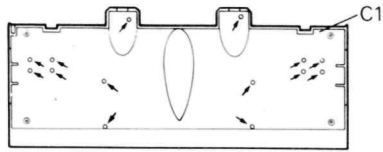
■ A5



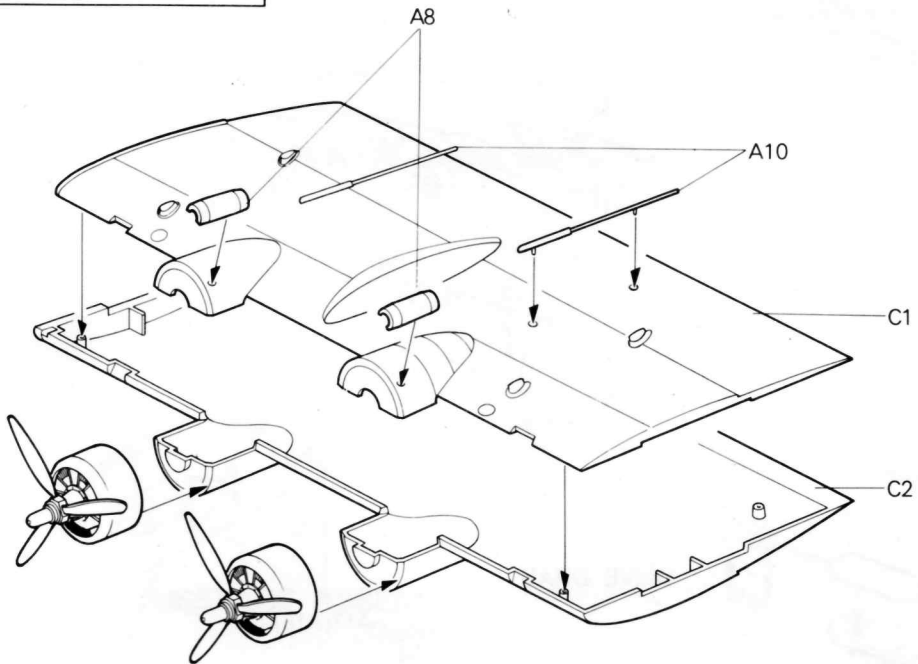
FLAT BLACK



## 5 WING ASSEMBLY(CENTER SECTION)



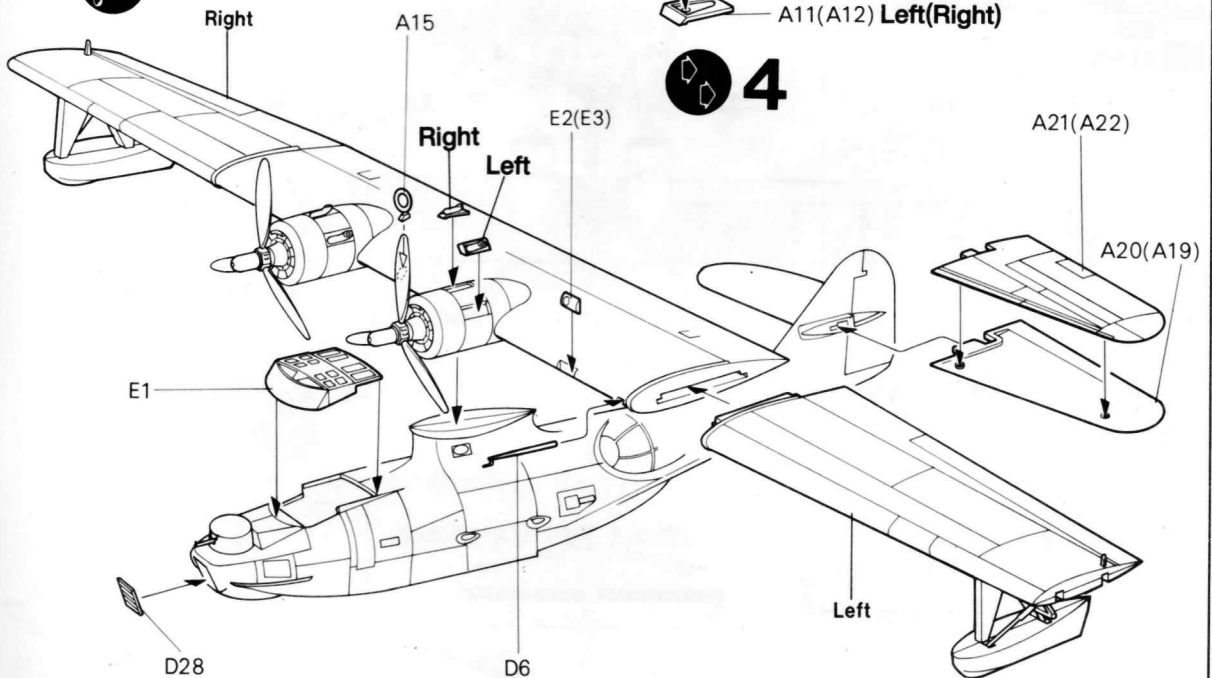
Open holes in C1 before assembly.



## 6 WING AND STABILIZER MOUNTING



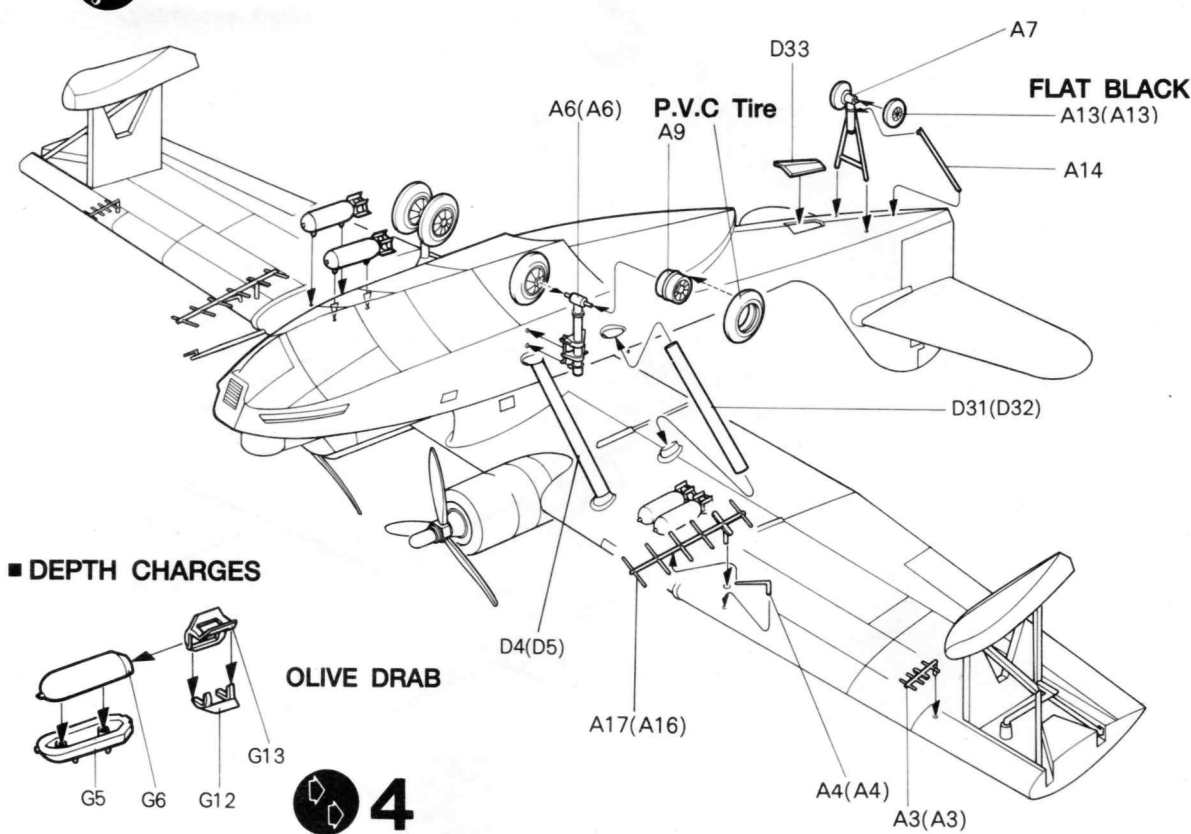
A18  
**FLAT BLACK**  
 A11(A12) Left(Right)



# 7 BEACHING GEAR AND DEPTH CHARGE MOUNTING

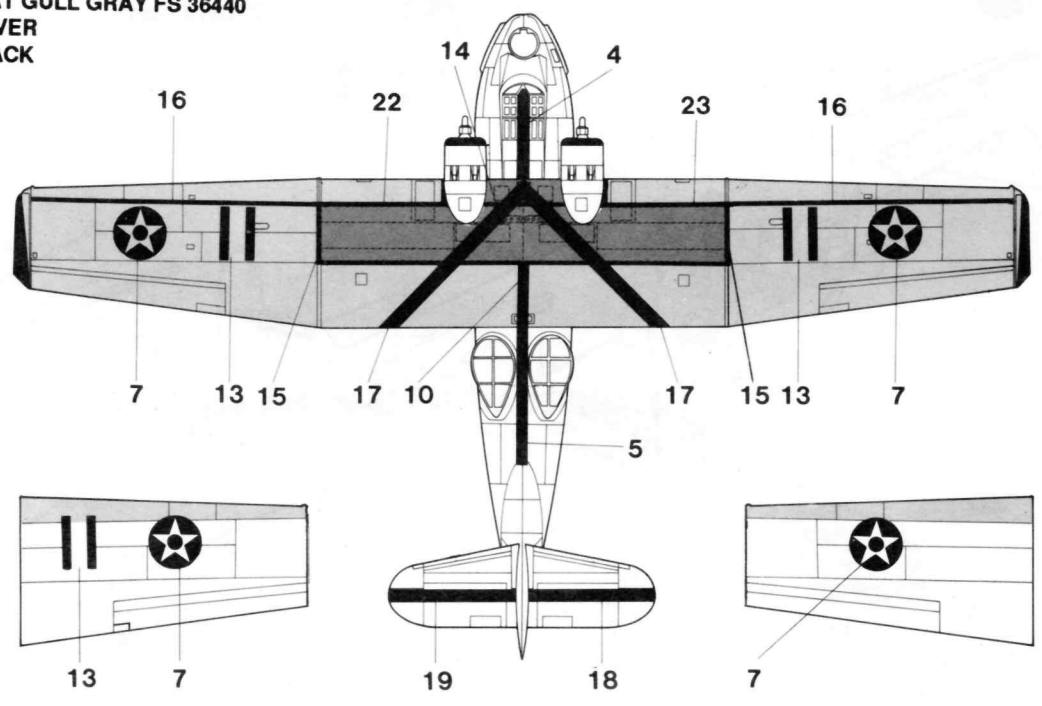


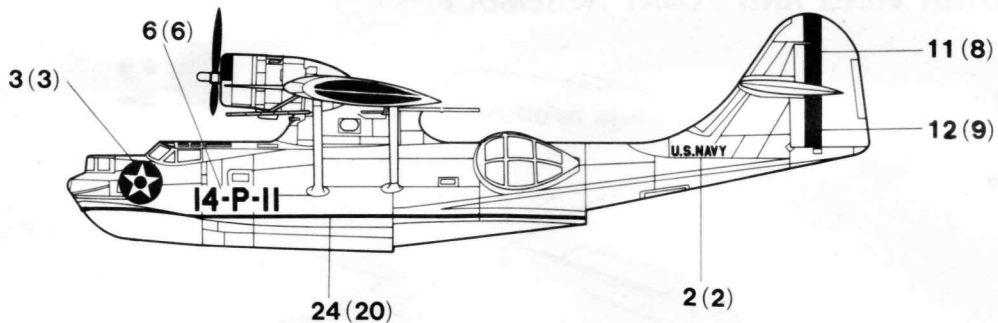
Struts and Wheels are SILVER.



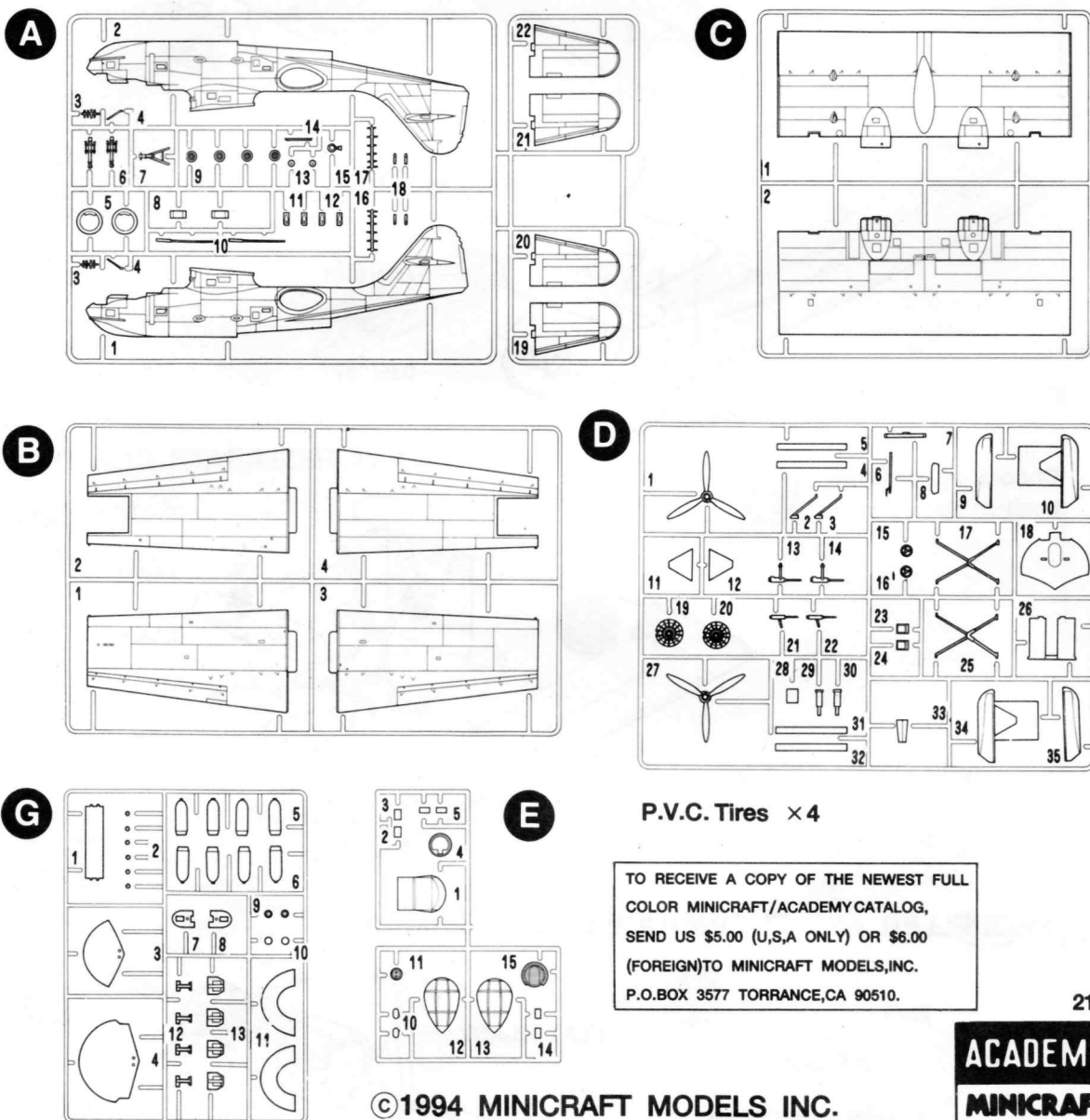
## Painting and Decal Placement

- CHROME YELLOW FS 13538
- FLAT GULL GRAY FS 36440
- SILVER
- BLACK





## Parts Locating Diagram



P.V.C. Tires × 4

TO RECEIVE A COPY OF THE NEWEST FULL  
 COLOR MINICRAFT/ACADEMY CATALOG,  
 SEND US \$5.00 (U.S.A ONLY) OR \$6.00  
 (FOREIGN) TO MINICRAFT MODELS, INC.  
 P.O. BOX 3577 TORRANCE, CA 90510.

2123

**ACADEMY**  
**MINICRAFT**

©1994 MINICRAFT MODELS INC.



**Cement Parts**  
 Coler  
 Kleben  
 Pegar  
 Incollare  
 Colar  
 Kleven



**Do Not Cement Parts**  
 Ne Pas Coler  
 Nicht Kleben  
 No Pegar  
 Non Incollare  
 Nao Colar  
 Niet Kleven



**Cut Away**  
 Couper  
 Schneiden  
 Cortar  
 Tagliare  
 Cortar  
 Snijden



**Optional Parts**  
 Choix  
 Auswahlmöglichkeit  
 Eleccion  
 Scelta  
 Opcao  
 Keuze



**Repeat Operation**  
 Répéter l'opération  
 Vorgang Wiederholen  
 Repetir la operación  
 Ripetere  
 Repetir a Operação  
 Herhalen