

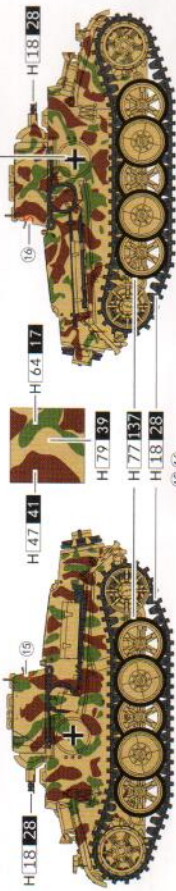
Painting & Marking guide

DECAL APPLICATION:

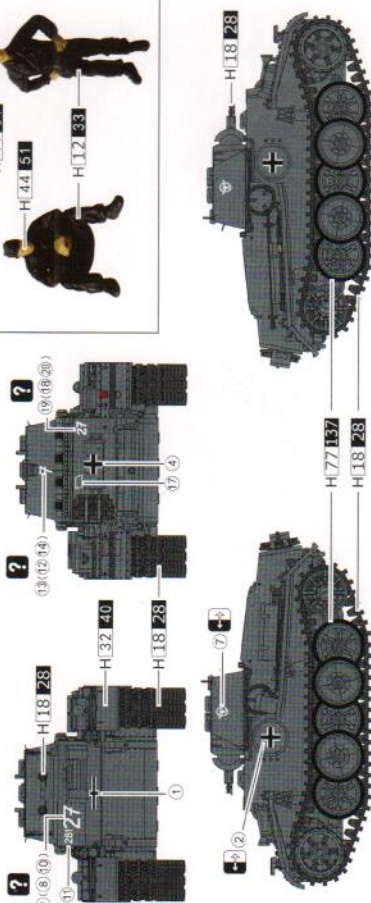
1. Cut the pictures from sheet as needed.
2. Dip the pictures in warm water for about 10 seconds.
3. Hold the picture backing sheet edge and gently slide the picture onto the model in its proper position.
4. Please move the picture to the better fit on model.
5. Please gently press picture down with a soft cloth until excess water's out and no air bubbles.

Color	Mr. Hobby	Tamiya
Dark Green	H[64 17]	XF-49:1+XF62:1
Flat Flesh	H[44 51]	XF-15
Sand	H[79 39]	XF-60
Wood Brown	H[37 43]	XF-2:2+XF-64:3
Red Brown	H[47 41]	XF-64
Clear Red	H[90 47]	X-27
German Gray	H[32 40]	XF-63
Steel	H[18 28]	X-10
Tyre Black	H[77 137]	XF-85
Flat Black	H[12 83]	XF-1

Eastern Front, Panzer Regiment 1 in 1943
东线德军第一装甲团, 1943年



Eastern Front, 2. Polizei-Panzer-Kompanie (neu) in the spring of 1944
东线德军第二警察装甲连, 1944年春



This product contains two figures made by Caesar
本产品包括两个凯撒公司出品的兵人

Copyright © 2015
All rights reserved by Flyhawk Models

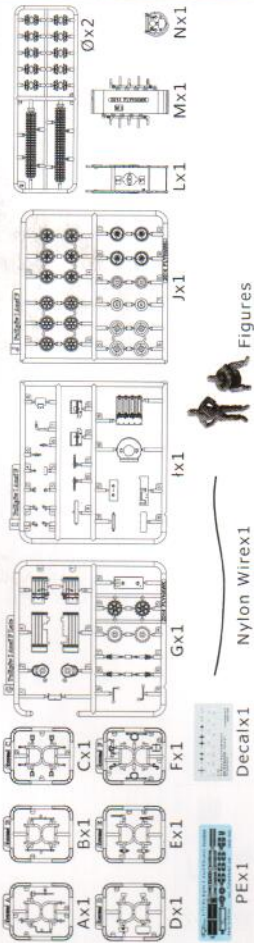
FH 3006-003



FH 3006
1/72
SCALE

Pz.Kpfw I Ausf F (VK18.01) Late 德国1号坦克F型 (VK18.01) 后期型

UNASSEMBLED MODEL KIT



READ BEFORE ASSEMBLING 组装前必读

- Please check out the instruction before packaging.
- Glue and paint are not included.
- Glue, paint and other tools are not allowed to be reached by children.
- Please take care while using tools, glue and paint should be kept away from fire and be sure not working with models in confined chamber.
- The suite may contain metal parts, please be careful while working.

- 组装前请仔细阅读说明书。
- 本套件不含胶水和油漆。
- 胶水、油漆、工具等不可让小孩接触。
- 使用工具时请注意安全，胶水和油漆请勿靠近明火。
- 请勿在密封的地方制作模型。
- 套件中可能附带金属零件，请小心制作。

ICON INSTRUCTION 图例

	CURVE BIEGEN CURVARE BOUWER CURVARE		REMOVE ENTFERNEN REMOVERE STIPNARE REMOVERE		OPTIONAL WACH BELIEBEN OPZIONALE FACOLTATIVO		INSTANT GLUE FOR METAL METALLKLEBER COLLA A METALLO INSTANTANEA METALLKLEBER (ZUSATZ)		BEND DOWN BUCKEN AGGIUSTARE VERSO L'ALTO BIEGEN (NACH UNTER)
	BE CAREFUL SEI VORSICHTIG ATTENZIONE OPZIGZAMEN		START BEGIN ANFANGEN COMINCIARE STARTEN		MARK PINS MARKIEREN MARKIEREN MARKIEREN		STAR SICHERHEIT SICHERHEIT SICHERHEIT		SET UPWARD AUFSTELLEN AUFSTELLEN AUFSTELLEN
	OPEN HOLE ÖFFNEN TRUEN TRUEN		SITE BEGIN ANFANGEN COMINCIARE STARTEN		DO NOT CEMENT NICHT VERZEMENTEN NE PAS COLLER NICHT VERZEMENTEN		THE SAME MANUFACTURING ON THE OTHER SIDE DASSELBE HERSTELLUNG AN DER ANDEREN SEITE LA FABRICATION MÊME DE L'AUTRE CÔTÉ DASSELBE HERSTELLEN AUF DER GEGENÜBERLIEGENDE SEITE		PE-13

