


MODEL ALLIANCE

DECALS

EE LIGHTNING

PART 2



High Quality Decals
to Complement
On-Target 13
EE Lightning

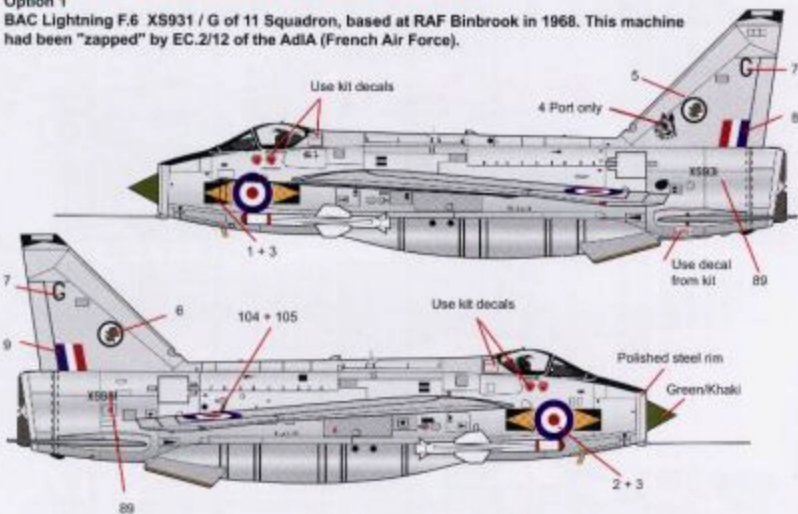
Aviation Workshop
Publications Ltd

Sheet No
MA-72170
MA-48170

BAC/English Electric Lightning. Part 2

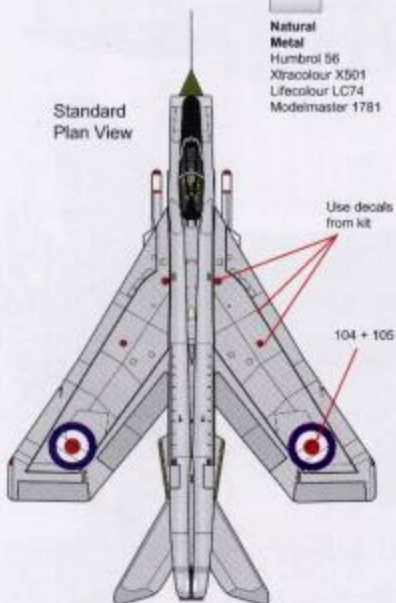
Option 1

BAC Lightning F.6 X5931 / G of 11 Squadron, based at RAF Binbrook in 1968. This machine had been "zapped" by EC.2/12 of the AdIA (French Air Force).

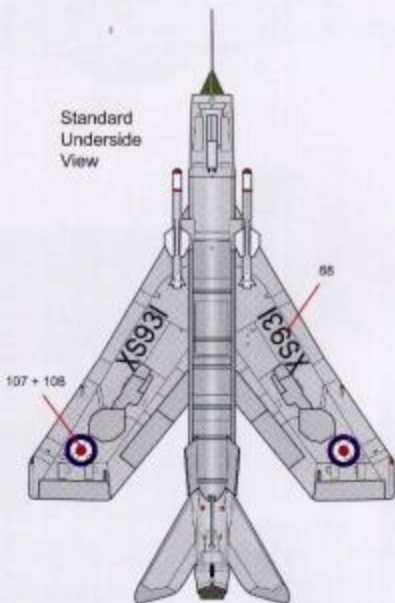


Natural Metal
 Humbrol 56
 Xtracolor X501
 Lifecolor LC74
 Modelmaster 1781

Standard Plan View

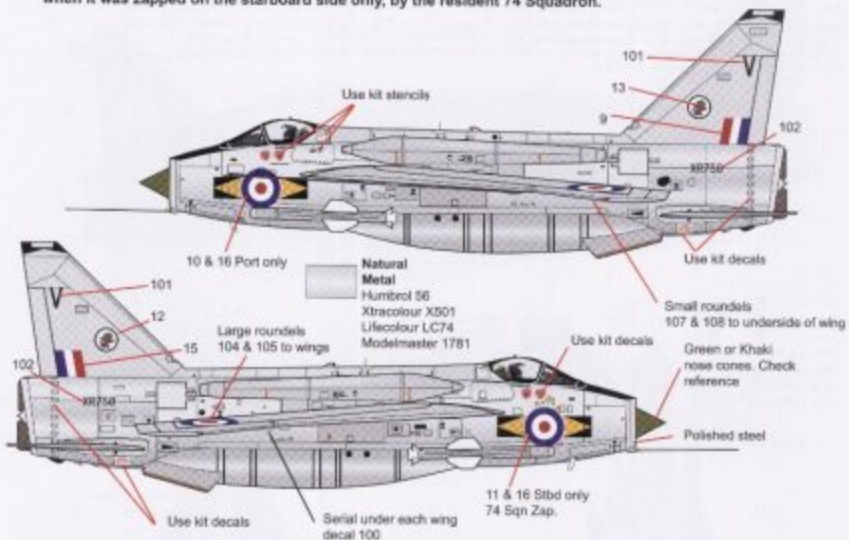


Standard Underside View



Option 2

BAC Lightning F.6 XR758/V of 11 Squadron, detached to RAF Tengah, Singapore, in 1969, when it was zapped on the starboard side only, by the resident 74 Squadron.



Note* Standard roundel and serial positions as Option 1 on Page 1.
For underwing serial use decal 100

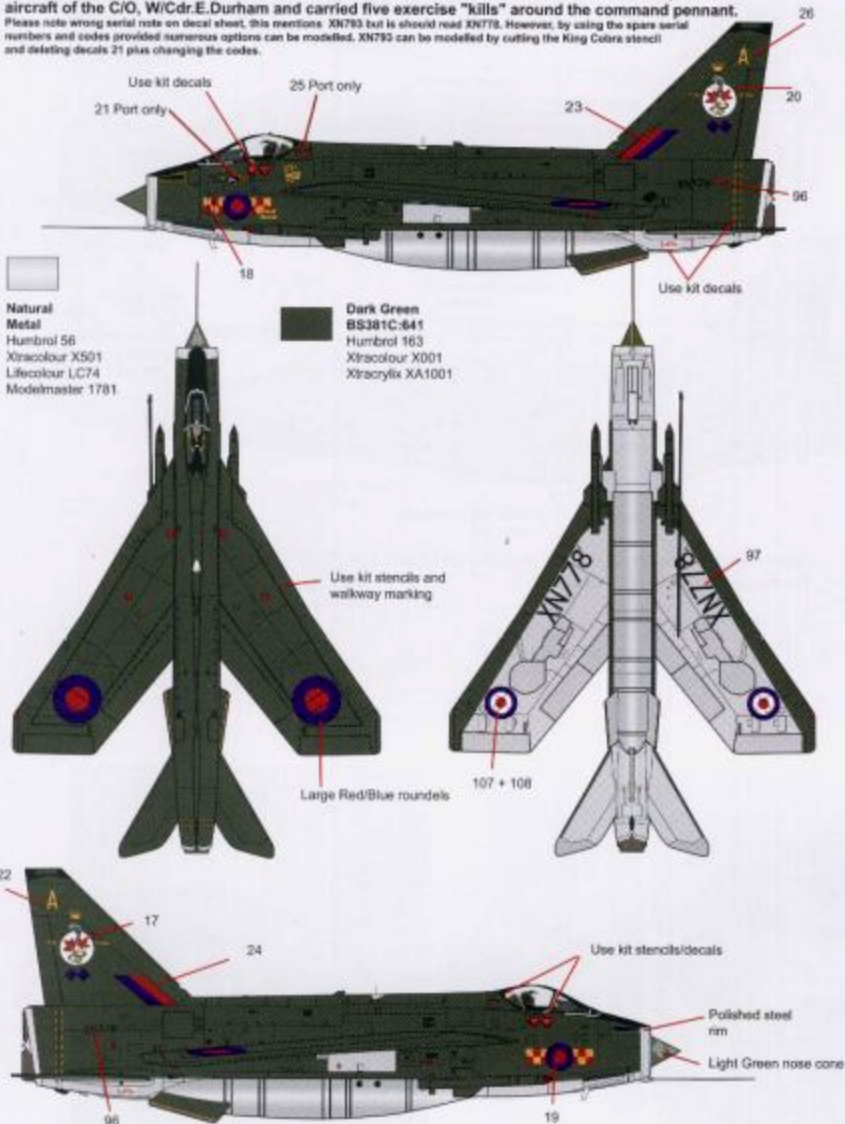


BAC/English Electric Lightning. Part 2

Option 3.

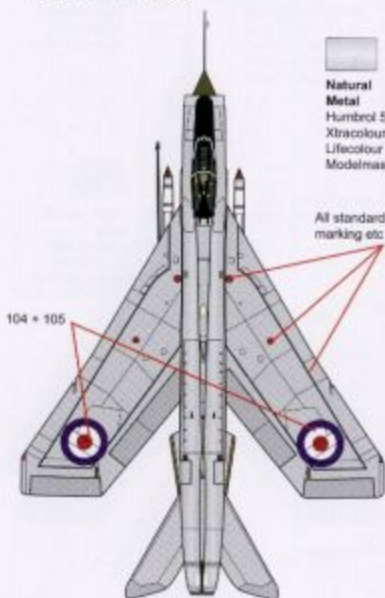

BAC Lightning F.2A XN778/A of 92 Squadron, based at RAF Gutersloh in 1976. It was the personal aircraft of the C/O, W/Cdr.E.Durham and carried five exercise "kills" around the command pennant.

Please note wrong serial note on decal sheet, this mentions XN793 but is should read XN778. However, by using the spare serial numbers and codes provided numerous options can be modelled. XN793 can be modelled by cutting the King Cobra stencil and deleting decals 21 plus changing the codes.

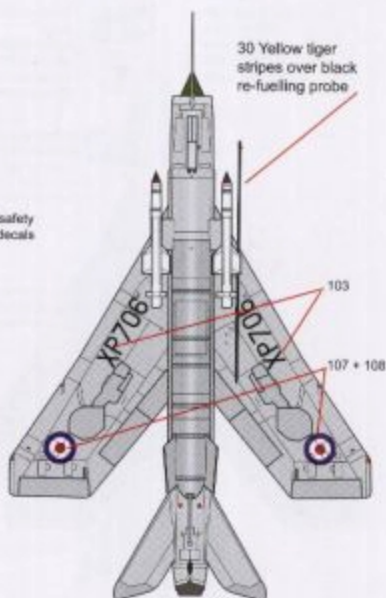


Option 4

BAC Lightning F.3 XP706/L of 74 Squadron, based at RAF Leuchars in 1966.



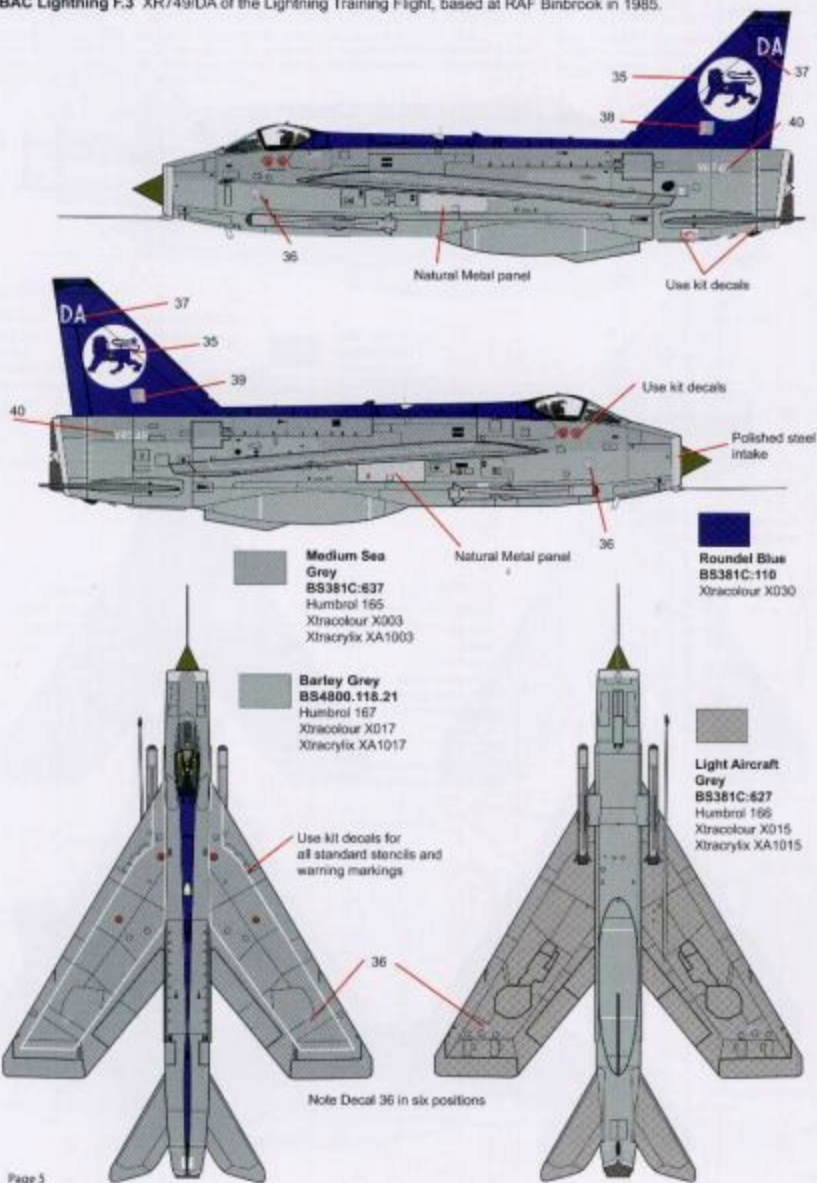
- Natural Metal
- Humbrol 56
- Xtracolour X501
- Lifecolour LC74
- Modelmaster 1781



BAC/English Electric Lightning, Part 2


Option 5

BAC Lightning F.3 XR749/DA of the Lightning Training Flight, based at RAF Binbrook in 1985.



Option 6

BAC Lightning T.5 XS458/T of 5 Squadron, operating from RAF Akrotiri in 1980 for the Binbrook Wing's annual Armament Practice Camp, where it was zapped by 11 Squadron.



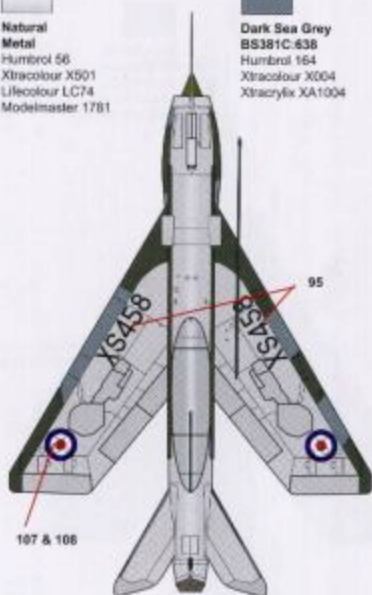
Dark Green
BS381C-641
Humbrol 163
Xtracolour X001
Xtracrylix XA1001



Natural Metal
Humbrol 56
Xtracolour X501
Lilacolour LC74
Modelmaster 17B1



Dark Sea Grey
BS381C-638
Humbrol 164
Xtracolour X004
Xtracrylix XA1004

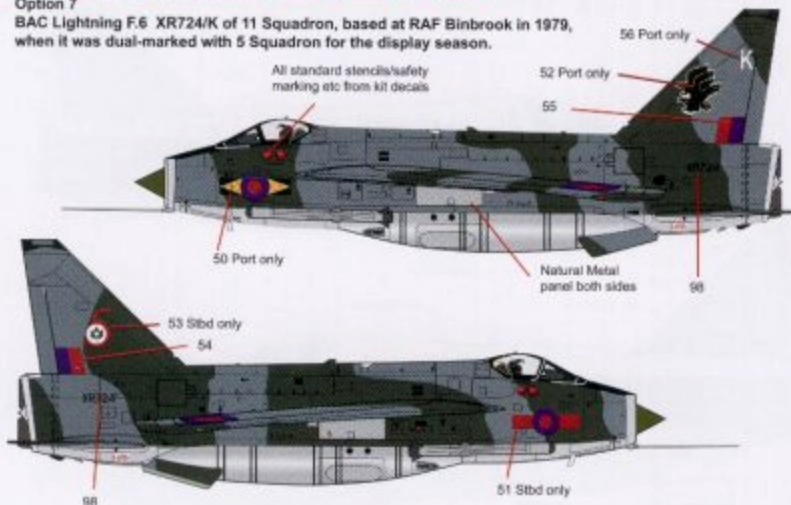


BAC/English Electric Lightning. Part 2

Option 7

BAC Lightning F.6 XR724/K of 11 Squadron, based at RAF Binbrook in 1979, when it was dual-marked with 5 Squadron for the display season.

All standard stencils/safety marking etc from kit decals



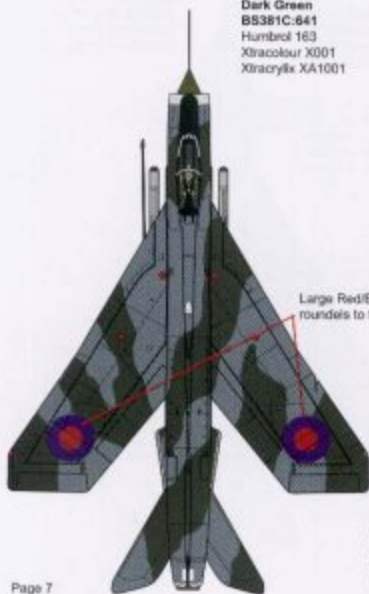
Dark Green
BS381C:641
Humbrol 163
Xtracolour X001
Xtracrylix XA1001



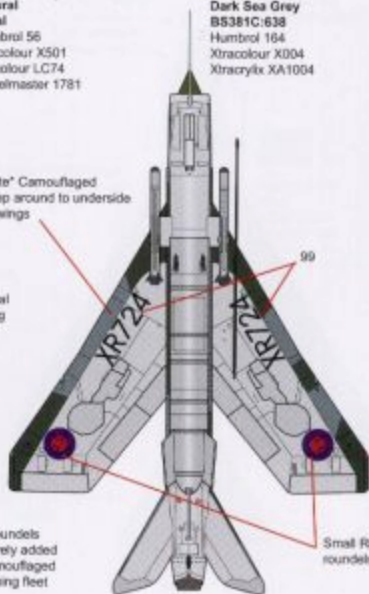
Natural Metal
Humbrol 56
Xtracolour X501
Lifecolour LC74
Modelmaster 1781



Dark Sea Grey
BS381C:638
Humbrol 164
Xtracolour X004
Xtracrylix XA1004



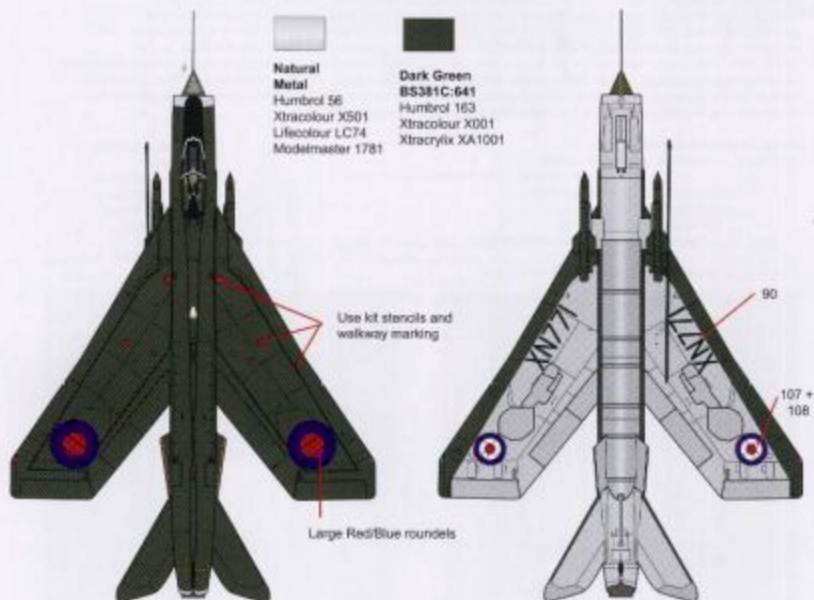
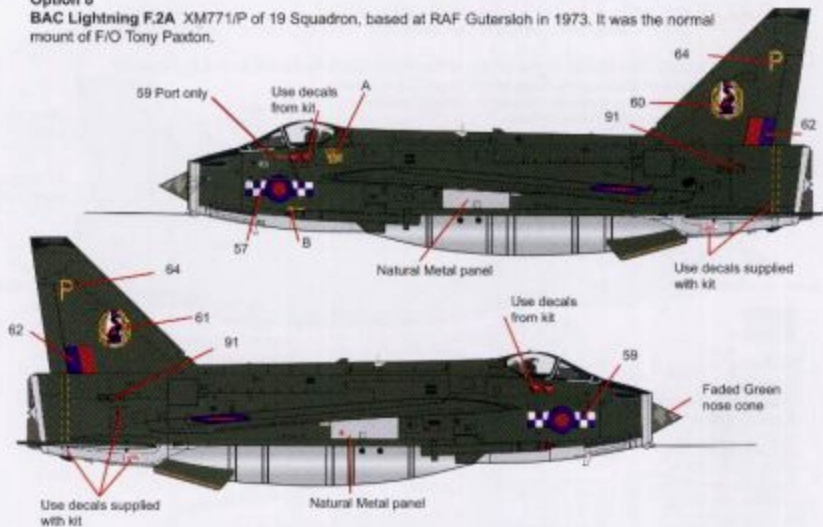
Note* Camouflaged wrap around to underside of wings



"battle" roundels progressively added to the camouflaged UK Lightning fleet

Option 8

BAC Lightning F.2A XM771/P of 19 Squadron, based at RAF Gutersloh in 1973. It was the normal mount of F/O Tony Paxton.




BAC/English Electric Lightning. Part 2

Option 9

BAC Lightning F.53 53-692/L of 13 Squadron of the Royal Saudi Air Force, based at Tabuk AB in 1977. Only the port side camouflage of this machine is known.

We believe that the Stbd side is similar as this looks the same as the aircraft painted as gate guards outside of Tabuk Air Base.



Medium

Brown

(Dark Earth is near match)

BS381C:450

Humbrol 29

Xtracolour X002

Xtracrylix XA1002

(Humbrol Brown 186 is also very near match)



Mid Stone

BS381C:362

Humbrol 84

Xtracolour X009

Xtracrylix XA1009

Lightning Detailing: Interior Cockpit colour is Black. (Very Dark Grey, dry brushed with Black to highlight)

Instrument panels are Black with Black dial and switch and panels. Panels have Grey switch's and reference to SAM Publications Lightning book is highly recommended. The Martin Baker Mk 4 Ejector seats have Black frames, with Yellow/Black ejector handles above the head box. Cushion seats are generally Dark Green with the head box cushion Dark Green, belts are Tan and Blue. Lower belts are either Olive Green or Blue, upper straps in Dark Green with head box restraining straps in Dark Green. Some seats have sheepskin covers. Undercarriage legs are Silver. Wheel bay interiors are Silver but get very dirty. Air brakes/ speed brakes are Silver internally. Undercarriage doors internally are Silver. Nose outer ring is polished steel and the nose cones are either Light Green or Light Tan.

Recommended Accessories:

1/72 Scale - Model Alliance Redtop Missiles
Firestreak Missiles
Aeroclub MB Mk 4 Ejector Seats
Flightpath Ladder
Pavla Cockpit set and Seat
Aeroclub Rear exhaust improvement set

1/48 Scale - Neomega C31 Cockpit Replacement Set

Recommended Kit:

1/72 Scale
F.2A/F.3 - Trumpeter
F.6/F.53 - Trumpeter
T.5 - Trumpeter with Conversion set.
1/48 Scale
F.2A/F.3/F.6/F.53 - Trumpeter
T.5 - Aeroclub Conversion



Option 10

BAC Lightning T.5 XS417/Z of 56 Squadron, based at RAF Coningsby in 1976.

