

AeroMaster.

48-372



Storms in the Sky Part VIII
CARDOR TYPHOONS



48-372

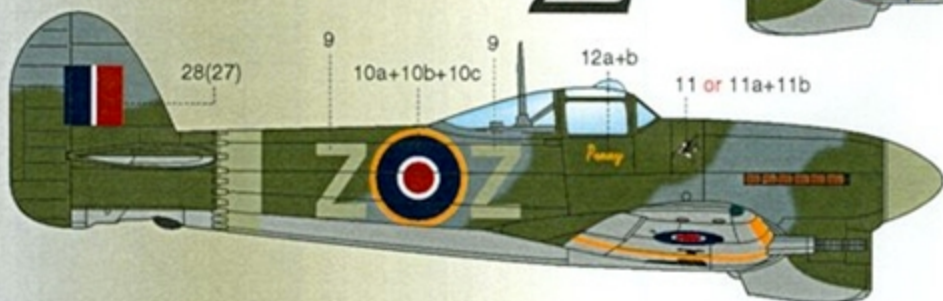


No. 56 Sqn. Ldr. Cocky Dundas' Typhoon IA, R7648/US*A ("Farquhar IV"), wears standard RAF Dark Green and Ocean Gray upper surfaces, with Medium Sea Gray undersurfaces. Sky spinner and 18" fuselage band. Prop blades are Black with 4"-high Yellow tips. This machine is depicted as it appeared in June, 1942. This is an early 12 machine gun A/C.

2



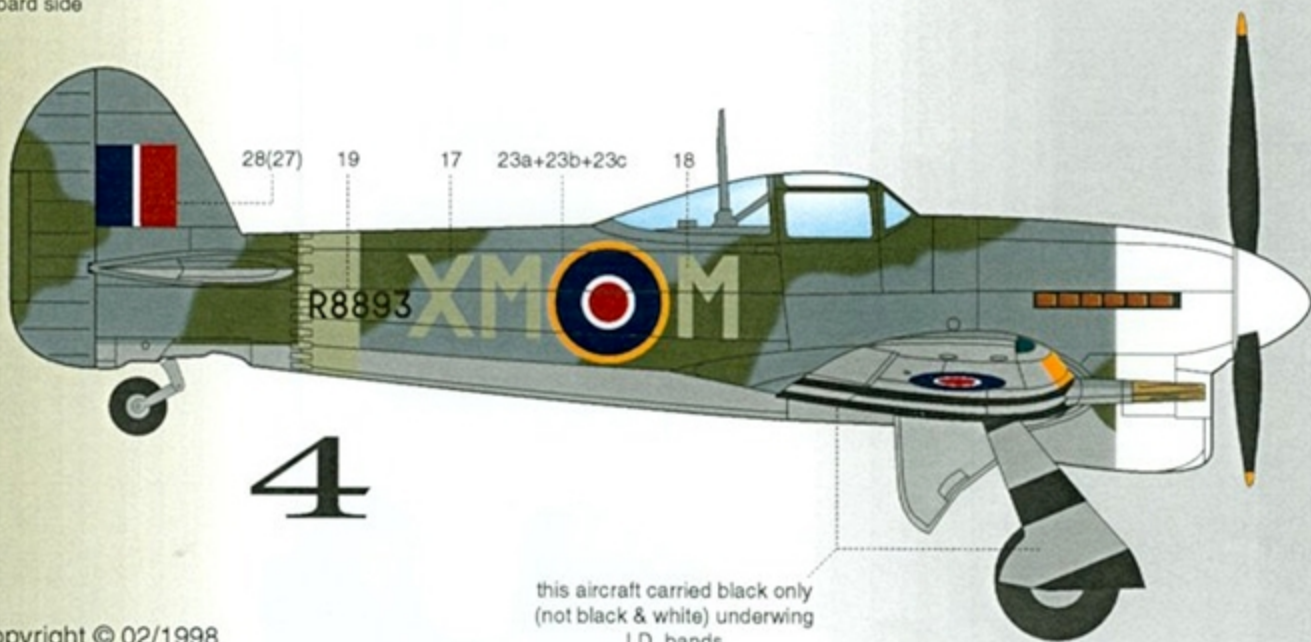
Duxford Wing Leader Denys Gillam's "Penny" (above & left), again sports the standard Dark Green and Ocean Gray over Medium Sea Gray colors — but in a non-standard pattern. Note conversion of the earlier 42" Type A1 fuselage roundel to Type C1 proportions — as well as the unfaired cannons and canopy blister. Sky spinner and 18" fuselage band. This A/C also had chordwise, 1 ft. Yellow bands aft of the inboard cannons on upper and lower wings (decals 20, 20a, 21, 21a).



No. 609 Sqn. Ldr. R.P. Beamont's Typhoon, R7752/PR*G wears standard day fighter camouflage — but with an odd mix of a White chin flash, 42" Type C1 fuselage roundels, earlier 42" Type A underwing insignia and converted 24"x27" fin flashes. Note the unusual Yellow cannon fairings and prop spinner. It also carried four 1 ft. wide Black-on-White I.D. stripes beneath the wings. Left side reads PR⊙G.

first 2-3 characters of serial might have been painted out in SKY on starboard side

A colorful Typhoon of No. 182 Sqn. in Nov., 1942, R8893/XM*M wears RAF day fighter camouflage supplemented by a White nose & spinner, four 1 ft.-wide Black I.D. stripes beneath the wing and 1 ft.-wide Yellow bands across the top wing, aft of the inboard cannon fairing (decals 20 & 21). Note the unfaired cannon with temporary canvas covers, used only while on the ground. Left side reads XM⊙M.



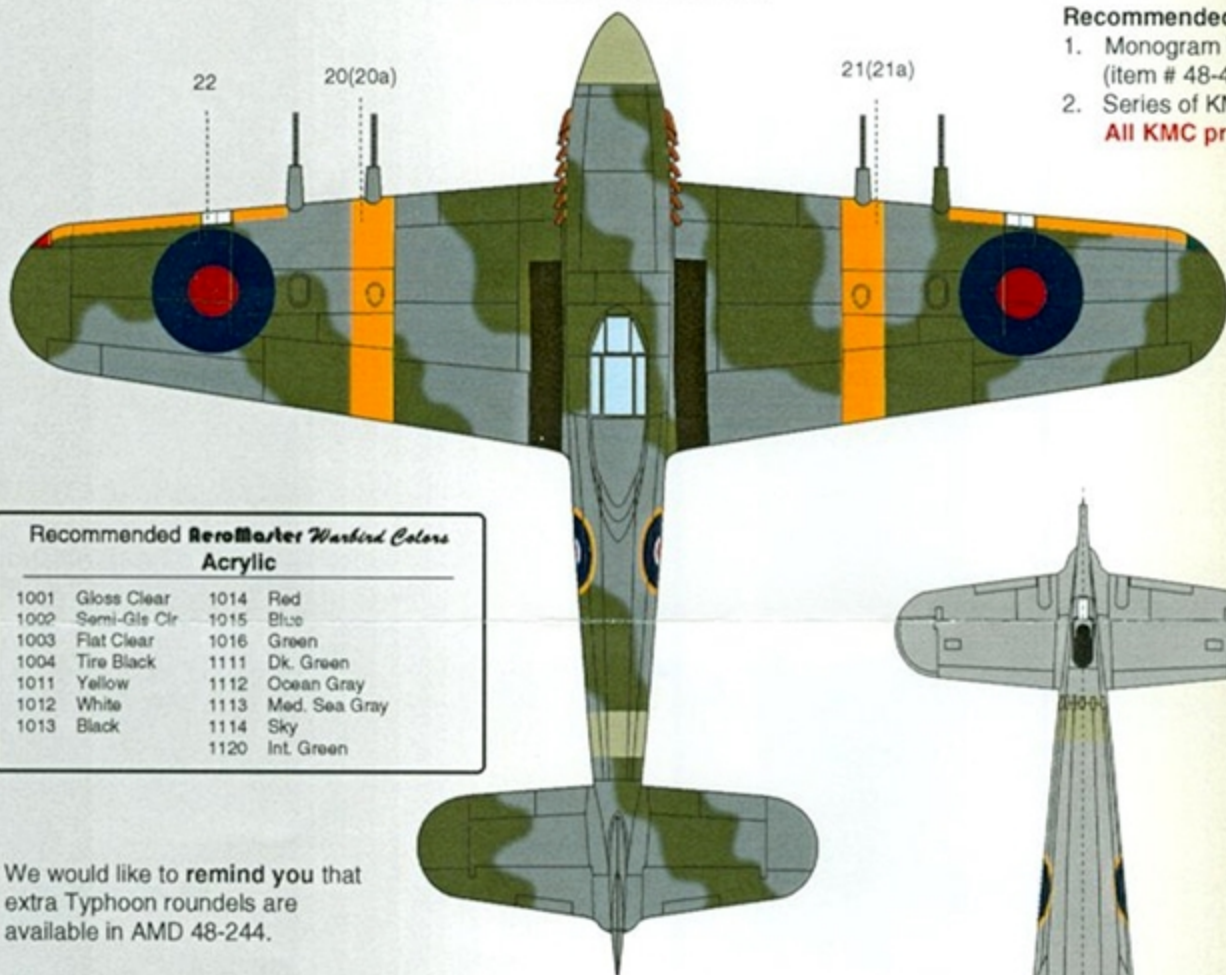
this aircraft carried black only (not black & white) underwing I.D. bands

5



No. 609 Sqn.'s Typhoon, DN406/PR*F ("Mavis"), sports standard day fighter camouflage with a white chin flash. Note the Sky/Red prop spinner, 18" Sky fuselage band and four 1 ft.-wide Black-on-White I.D. stripes beneath the wings. Notice white flash on lower radiator (see bottom view). Left side reads PR⊙F.

Yellow bands on A/C#2 only. Upper wing camouflage pattern is the same for all 5 A/C.



Recommended kits:

1. Monogram Typhoon & KMC "Car Door" conversion set (item # 48-4018).
2. Series of KMC typhoon accessories & conversion.

All KMC products are available from AeroMaster.

Ocean Gray	Sky
FS 36152	FS 34504
Dk. Green	Int. Green
FS 34079	
Med. Sea Gray	
FS 36270	

Recommended AeroMaster Warbird Colors Acrylic

1001 Gloss Clear	1014 Red
1002 Semi-Gls Clr	1015 Blue
1003 Flat Clear	1016 Green
1004 Tire Black	1111 Dk. Green
1011 Yellow	1112 Ocean Gray
1012 White	1113 Med. Sea Gray
1013 Black	1114 Sky
	1120 Int. Green

We would like to remind you that extra Typhoon roundels are available in AMD 48-244.

Color Notes on Typhoon.

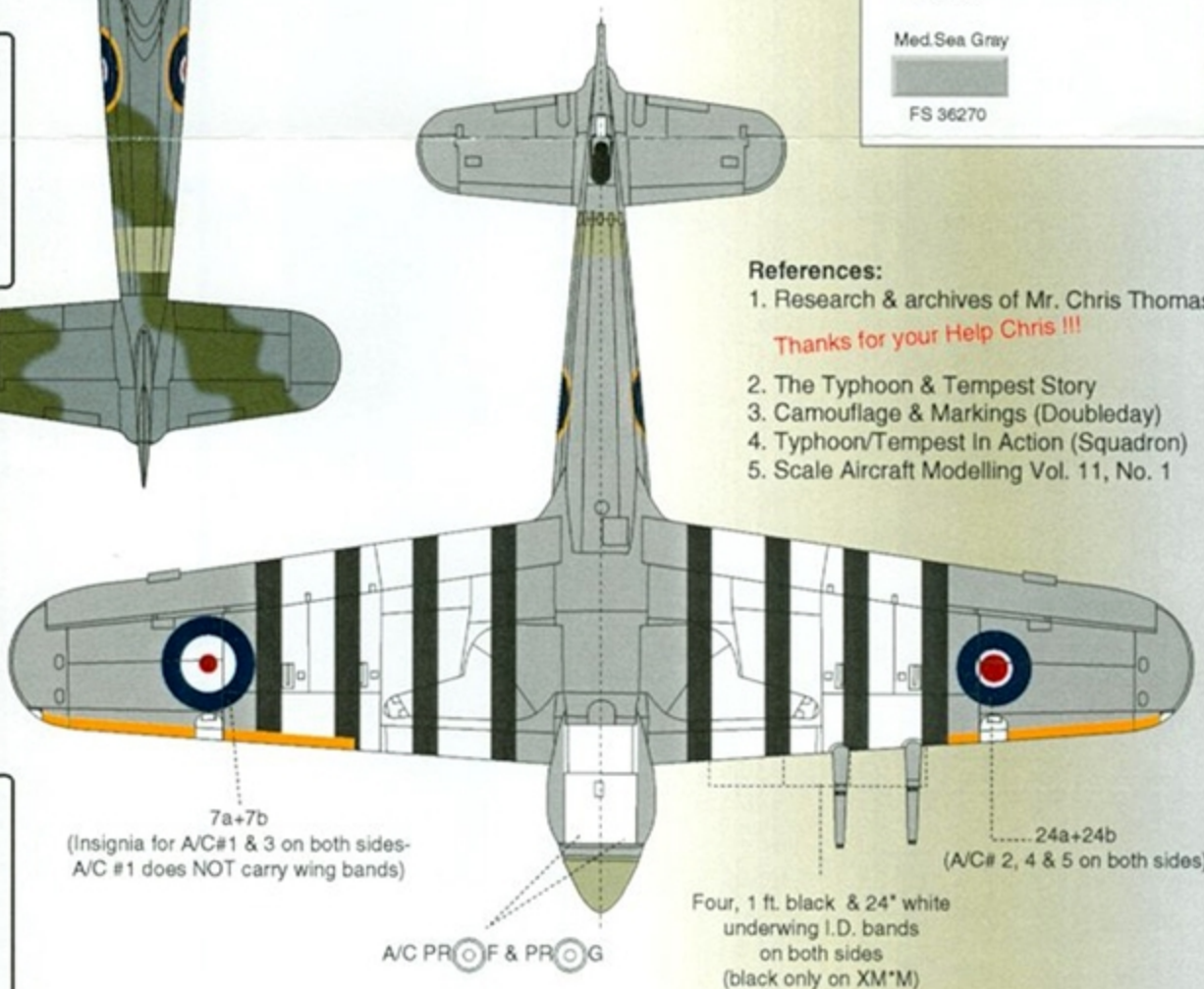
Cockpits were Medium Interior Green until 1942, when they changed to Black. Seats were Natural Metal or Black and had a Black armored headrest. Seat belts and shoulders straps were Tan or Green.

Recommended AeroMaster Warbird Colors Enamels

9001 Black	9012 Flat Clear
9002 White	9013 Semi-Gls Clr
9003 Yellow	9014 Gloss Clear
9004 Blue	9111 Dk. Green
9005 Red	9112 Ocean Gray
9010 Tire Black	9113 Med. Sea Gray
9011 Glaze	9114 Sky

References:

1. Research & archives of Mr. Chris Thomas
Thanks for your Help Chris !!!
2. The Typhoon & Tempest Story
3. Camouflage & Markings (Doubleday)
4. Typhoon/Tempest In Action (Squadron)
5. Scale Aircraft Modelling Vol. 11, No. 1



7a+7b
(Insignia for A/C#1 & 3 on both sides-
A/C #1 does NOT carry wing bands)

24a+24b
(A/C# 2, 4 & 5 on both sides)

Four, 1 ft. black & 24" white
underwing I.D. bands
on both sides
(black only on XM*M)

If you have suggestions for future subject matter, AeroMaster would like to hear from you. Our goal is to provide high quality, well researched decals of unusual and interesting subjects. We value our customers' input, so if you have specific suggestions or photographs of unusual subject matter which you would be willing to share, please contact: