


1/35 MILITARY MINIATURE VEHICLE UPGRADE SERIES PE35361

# WWII Russian T-34 series Fenders

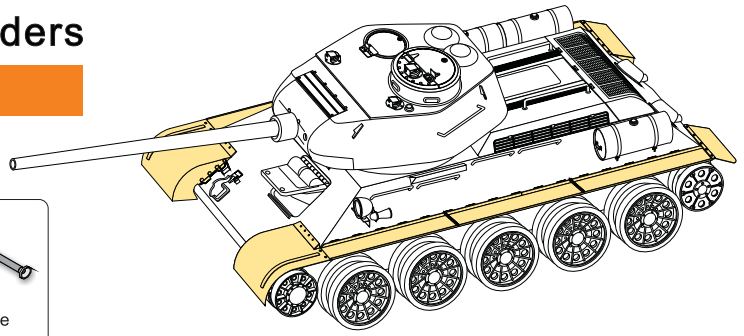
## 二战苏联T-34坦克系列翼子板改造件

[For AFV CLUB kit]

### 推荐使用工具 RECOMMENDED TOOLS



安装 install	折叠 bend	<b>A1</b> 改造件零件编号 PE/resin part number	<b>B12</b> 原零件编号 kit part number
<b>G22</b> 被替换的原零件编号 replaced kit part number	切除 remove	打磨 grind off	弧度卷曲 radial bending
注意 caution	扩孔 ream	<b>x2</b> 制作若干组 multiple assembly	填补 fill
	选择安装 alternative	另一侧相同制作 repeat on opposite side	

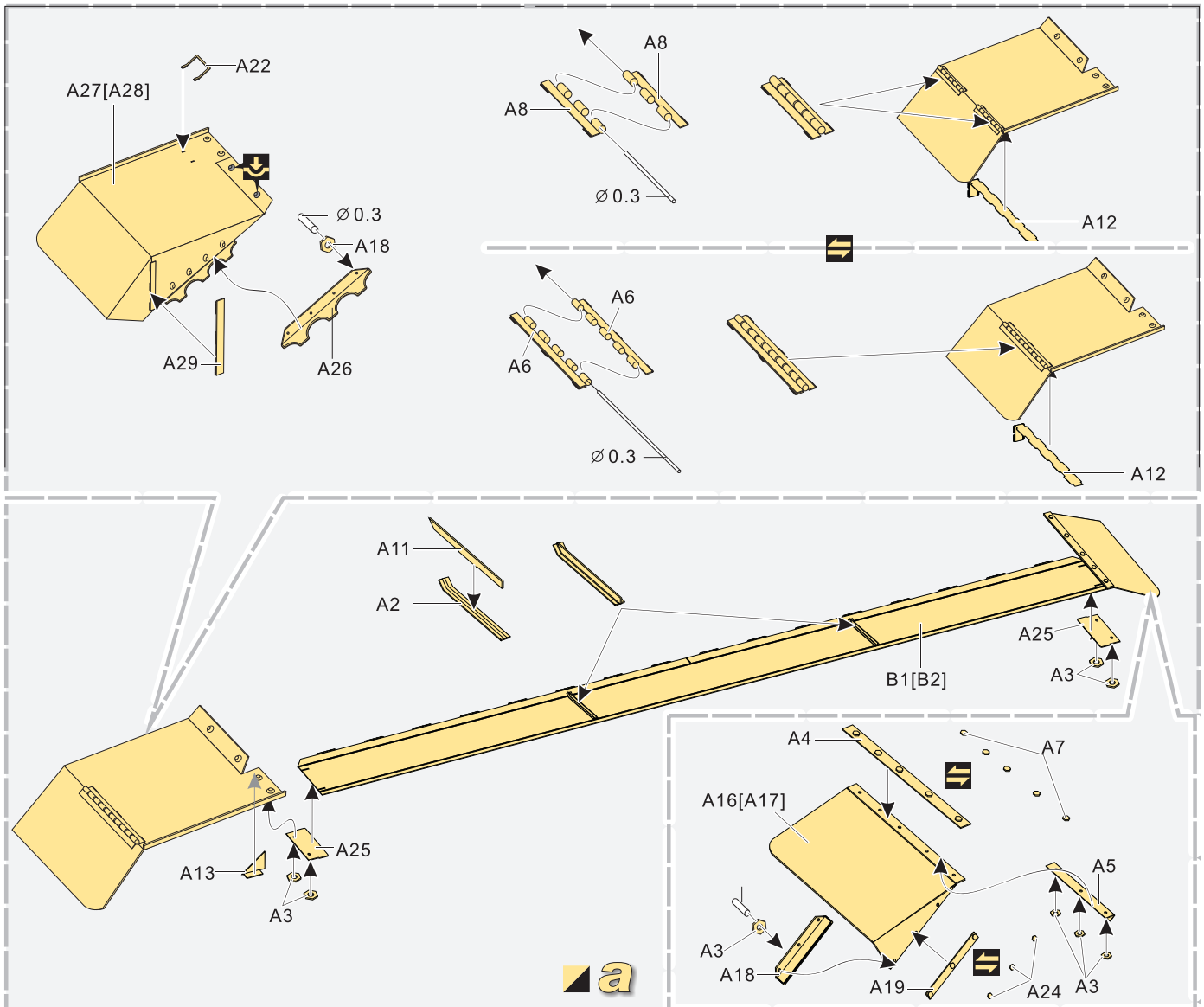


用尖端在凹槽处冲压  
use penpoint to press on the dent

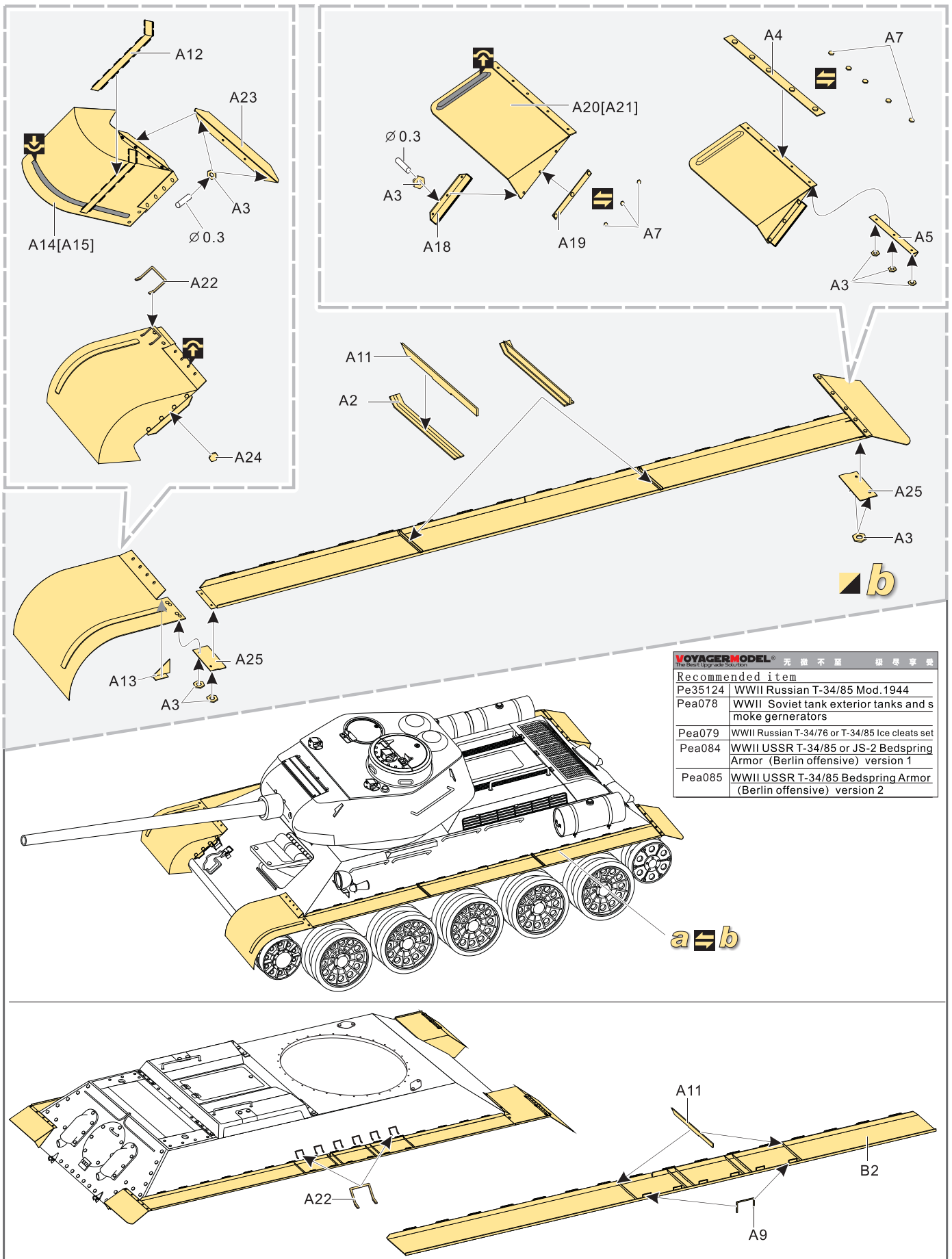
蚀刻片零件内侧面向上  
Put the part upside down

用笔尖在凹槽处刺  
Use penpoint to press on the dent

制作线圈  
make coil



1/35 MILITARY MINIATURE VEHICLE UPGRADE SERIES PE35361



**VOYAGERMODEL®** 完 美 不 变 极 尽 享 受

Recommended item	
Pe35124	WWII Russian T-34/85 Mod.1944
Pea078	WWII Soviet tank exterior tanks and smoke generators
Pea079	WWII Russian T-34/76 or T-34/85 Ice cleats set
Pea084	WWII USSR T-34/85 or JS-2 Bedspring Armor (Berlin offensive) version 1
Pea085	WWII USSR T-34/85 Bedspring Armor (Berlin offensive) version 2