

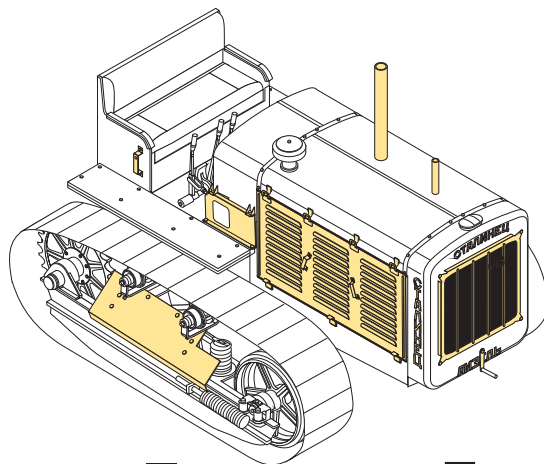

1/35 MILITARY MINIATURE VEHICLE UPGRADE SERIES PE35518











WWII Soviet ChTZ S-65 Tractor

二战苏联S-65拖拉机改造件

[For TRUMPETER 05538]

■ 推荐使用工具 RECOMMENDED TOOLS



- 
 安装
install
- 
 折叠
bend
- A1**
 改造件零件编号
PE/resin part number
- B12**
 原零件编号
kit part number
- C22**
 被替换的原零件编号
replaced kit part number
- 
 用尖端在凹槽处冲压
use penpoint to press on the dent
- 
 用胶棒制作
make from plastic rod
- 
 切除
remove
- 
 另一侧相同制作
repeat on opposite side
- 
 弧度卷曲
radial bending
- 
 制作若干组
multiple assembly
- 
 选择安装
alternative
- 
 钻孔
drill

