



Werner's Wings
Stock # 48-02

AH-1F Cobra Update


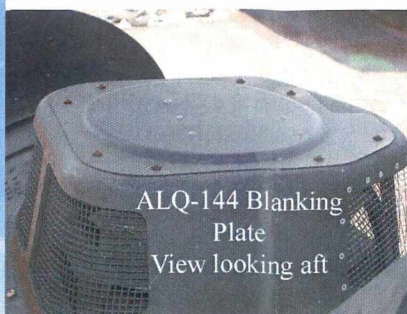


Designed for Monogram AH-1F

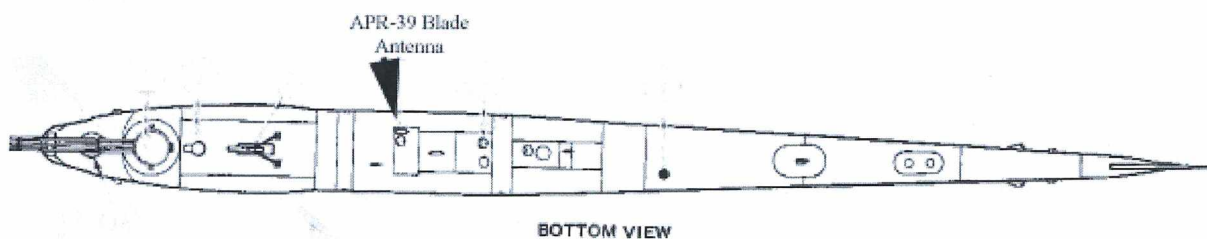

General Notes:

- Your Werner's Wings AH-1F update set provides you with the essential parts to bring your model up to Desert Storm standards. Along with the various antennas, sensors and upgraded exhaust section, we also provide you with a M-130 Chaff Dispenser (courtesy of the Cobra Company).
- As always, read and understand the instructions BEFORE you start to cut plastic!
- CERTAIN PARTS ARE DELICATE! Please be careful with the slender parts.
- Dry fit all parts first. Measure twice and cut once!
- Above all remember: Modeling is fun!

Construction Notes:

- Part 1 is the clamp for the skid mounted landing light which goes with Part 6. (see illustration)
- Part 2 is the upper ALQ-136 Upper antenna. The mount on the kit is to be retained but the flat raised area should be removed and install the antenna. (see illustration)
- Part 3 is the SINCGARS FM antenna mount. You will need to remove a small amount of the top of the vertical tail. Sand it flat and add the mount. You will also need to add a length of wire or stretched sprue of 28mm in the top. The antenna is mounted at an angle see the illustrations.
- Part 3 & 4 are APR-39 blade antennas. One is for the top of the tailboom, aft of the SINCGARS antenna and the other is for the bottom of the aircraft, see the illustration for proper placement.
- Part 6 is the IR skid mounted light. The light can be mounted any place on the bend of the left front landing gear.
- Part 7 is the ALQ-136 lower antenna which is mounted on the nose. Again remove the mount just in front of the canopy and simply add the antenna.
- Part 8 is a blanking plate for those who choose not to use the ALQ-144 (disco ball). This part may or may not be used.
- The upgraded exhaust can be added by removing the kit part and flat sanding the area and simply adding the exhaust.





References

AH-1 Cobra Walk Around No. 29- Wayne Mutza, Squadron/Signal Publications, 2002, ISBN 0-89747-438-4

Don't forget to get your Werner's Wings IPS and Debris Deflector (Set 48-01), M-260 Seven Shot Rocket pods (Set 48-03) and the individual TOW racks (Set 48-04).

This set would not have been possible without the help of Joseph Osborn and Chris Miller. Check out their websites. Fireball Modelworks at www.fireballmodels.info/ and the Cobra Company at <http://www.cobracompany.com/>.

Thanks for purchasing this Werner's Wing product. We would love to hear your feedback on this set and your thoughts and suggestions for future releases. Contact us at fwernerjr@comcast.net. Remember: Modeling is fun!

Also while building this set remember those that serve. Freedom isn't free. Garryowen!