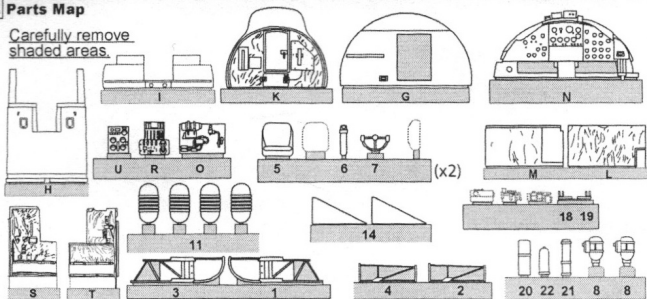


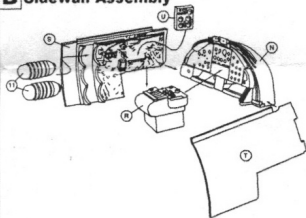
Please read instructions carefully!
 These are delicate parts and require patience and skill. Use small amounts of gap-filling cyanoacrylate (super) glue.

A Parts Map

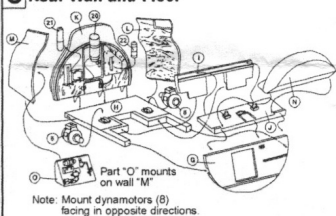
Carefully remove shaded areas.



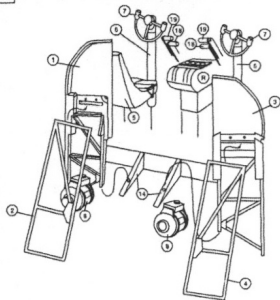
B Sidewall Assembly



C Rear Wall and Floor



D Pilot and Co-pilot Positions



E Color Notes (FED-STD-595B):

Surfaces	Interior Green (FS 34151)
Instrument Panel	Flat Black w/White needles
Seat	Olive Drab (FS 34088) or Yellow (FS 33538)
Canvas	Olive Drab (FS 34088)
Oxygen Tanks (11)	Yellow (FS 33538)

Additional B-17 Detail Kits:

- TD48510 Waist Gunner Section
- TD48508 Bombardier Compartment
- TD48098 Wheel Set
- SQ9551 Canopy Set #1
- SQ9552 Canopy Set #2

Further Reading:

- SS1063 B-17 in Action
- SS5516 B-17 Flying Fortress Walk Around