
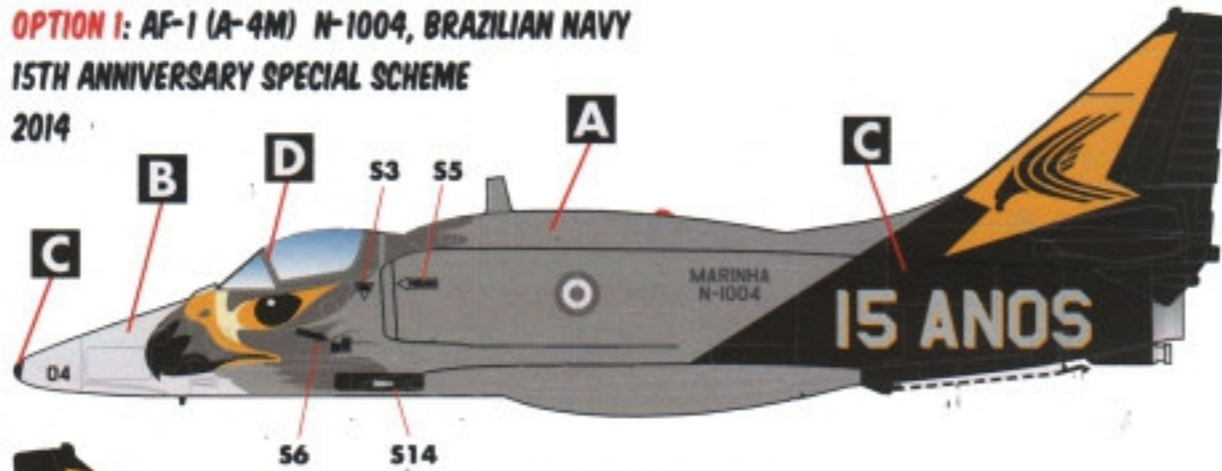


**CARACAL MODELS CD48070 / CD72025
BRAZILIAN NAVY AF-1 (A-4M) SKYHAWK**



**OPTION 1: AF-1 (A-4M) N-1004, BRAZILIAN NAVY
15TH ANNIVERSARY SPECIAL SCHEME
2014**

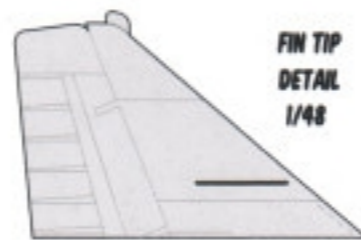


**USE GLOSSY FINISH FOR OPTION 1
(ALL COLORS)**



**THERE IS A LIGHTER GRAY STRIP HERE
SEE PHOTOS AT THE REFERENCE PAGE**

**PAINT WINDSHIELD AND CANOPY FRAME FS36118
MATCH THE DARK GRAY AREAS ON THE DECAL**

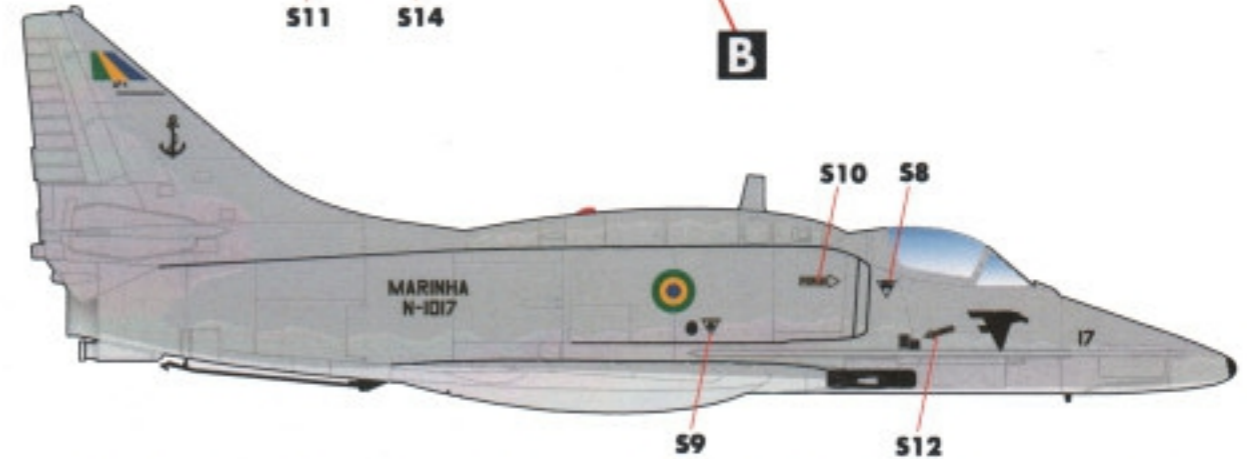



**WE RECOMMEND CUTTING THIS DECAL
AT THE DOTTED LINE TO PLACE IT ON THE
REFUELLING PROBE AREA.**

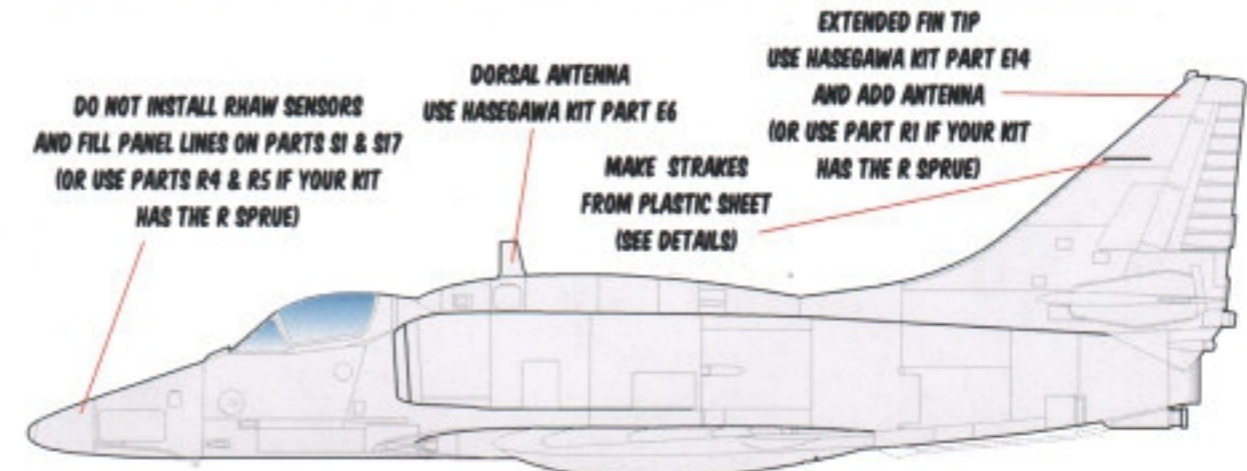
**THEN WRAP DECAL "3" AROUND THE
REFUELING PROBE. YOU CAN USE DECAL "1"
FOR CORRECTIONS IF YOU MAKE A MISTAKE.**



**OPTION 2: AF-1 (A-4M) N-1017, BRAZILIAN NAVY
2011**



**BRAZILIAN AF-1 ARE FORMER KUWAITI A-4KU AIRCRAFT. THEY ARE GENERALLY SIMILAR TO THE A-4M.
APPLY THE FOLLOWING MODIFICATIONS TO CONVERT A 1/48 HASEGAWA A-4M KIT TO THE AF-1:**



**SOME HASEGAWA A-4 KITS HAVE THE "R" SPRUE WHICH HAS PARTS SPECIFIC TO THE A-4KU.
USE THE PARTS ON THE "R" SPRUE IF YOU HAVE ONE OF THESE KITS ("A-4KU" AND "AF-1" BOXINGS)
YOU DO NOT NEED TO HAVE THE "R" SPRUE TO BUILD AN AF-1. THE MODIFICATIONS ARE SIMPLE!**

**VISIT THE REFERENCE WEB PAGE FOR DETAIL PHOTOS:
[HTTP://WWW.CARACALMODELS.COM/REFERENCE/CD48070](http://www.caracalmodels.com/reference/cd48070)**