

48th FIS F-106A DELTA DARTS

SHEET 0448, 1/48th SCALE
DESIGNED FOR THE MONOGRAM
1/48th SCALE F-106 DELTA DART



COMPARE DETAIL & SCALE DECALS TO OTHER DECALS YOU MAY BE USING. YOU WILL SEE A BIG DIFFERENCE IN ACCURACY, DETAIL, AND INSTRUCTION SHEETS.

RESEARCH BY BERT KINZEY


THIS SHEET PROVIDES OPTIONS FOR BUILDING ONE AIRCRAFT IN THE OLDER 48th FIS MARKINGS (1972 TIME FRAME), AND ONE AIRCRAFT IN THE NEWER MARKINGS 1976 TIME FRAME. TWO OPTIONS ARE PROVIDED FOR EACH SET OF MARKINGS.

OLD MARKINGS - 1972

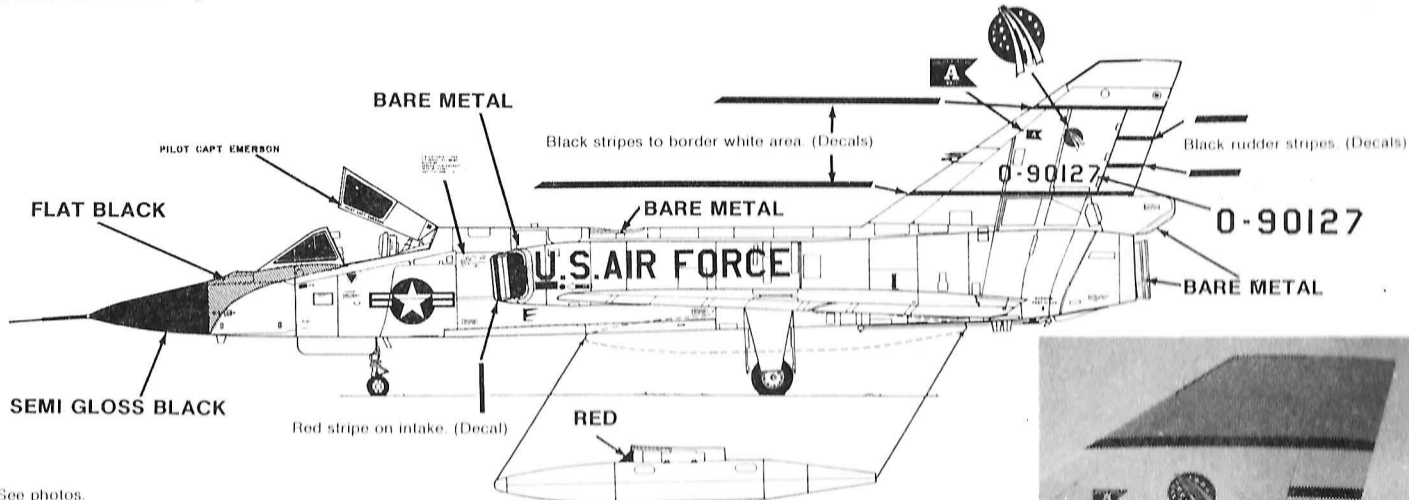
The aircraft in the older markings sometimes carried the red turbine stripe around the fuselage. These red stripes are provided to make this warning stripe if desired. The aircraft would be correct either way.

F-106A, 90127, OLD MARKINGS, 1972.

These markings are for F-106A, 90127, as it appeared in 1972. The unit was based at Langley AFB, Virginia, and also had a detachment at Homestead AFB, Florida. The pilot was Captain Malcolm Emerson.

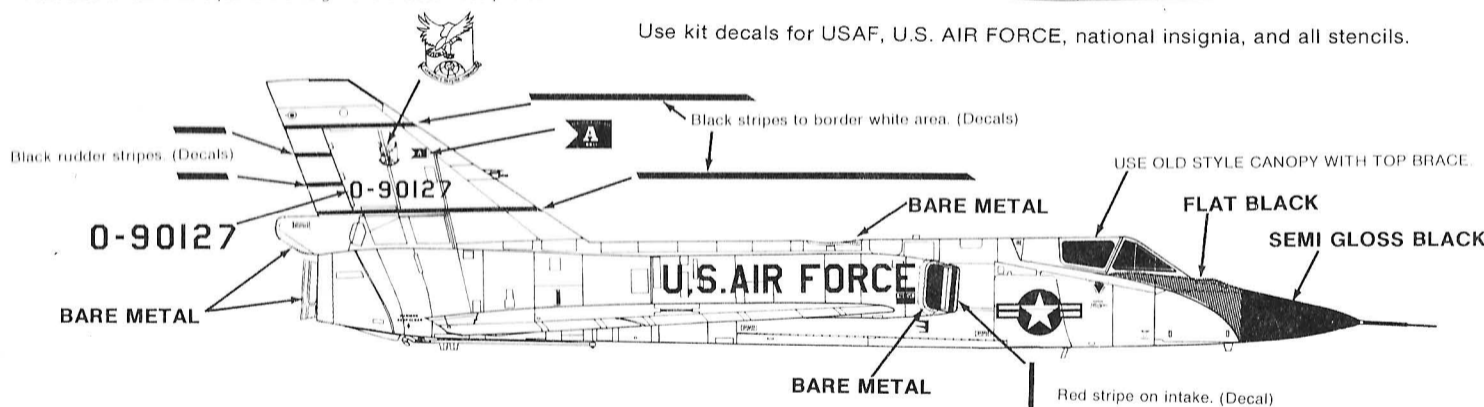



Tail markings of 90127 showing area to be painted white.



Paint area on tail white equal to the height of the rudder. See photos.

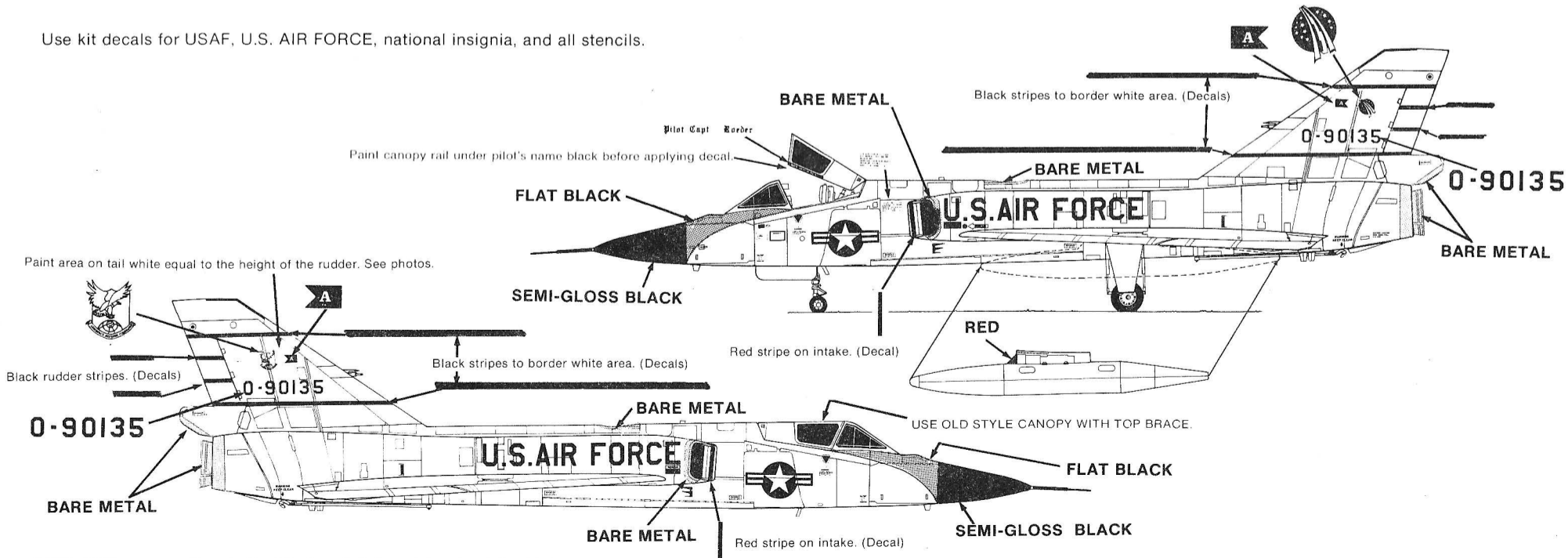
Use kit decals for USAF, U.S. AIR FORCE, national insignia, and all stencils.



F-106A, 90135, OLD MARKINGS, 1972.

These markings are for F-106A, 90135, in 1972. The pilot was Captain David Roeder, who had flown B-52s and F-105s in Vietnam with a total of 148 combat missions. He later was a hostage in Iran, and is now a colonel, still on active duty.

Use kit decals for USAF, U.S. AIR FORCE, national insignia, and all stencils.



Paint area on tail white equal to the height of the rudder. See photos.

0-90135

Red stripe on intake. (Decal)

F-106A, 90135, was seen with and without the 0- prefix to the serial number during this time frame. It would be correct to represent the serial number either way.

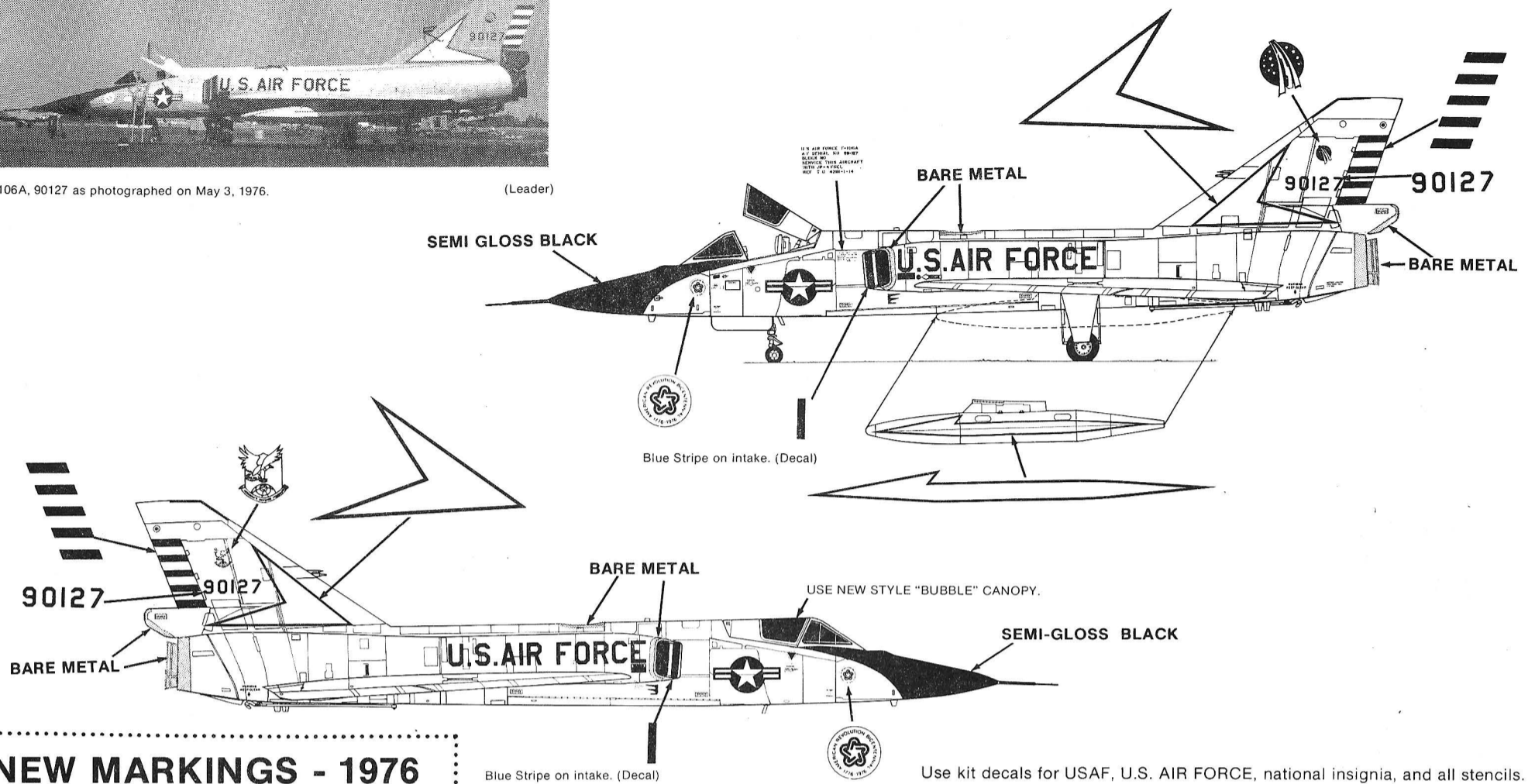
F-106A, 90127, NEW MARKINGS, 1976.



F-106A, 90127 as photographed on May 3, 1976.

(Leader)

These markings are for F-106A, 90127, as it appeared in 1976. After 1976, these markings were retained, but the bi-centennial "pretzel" was removed from the nose. This is the same aircraft as shown at the top on the reverse side.

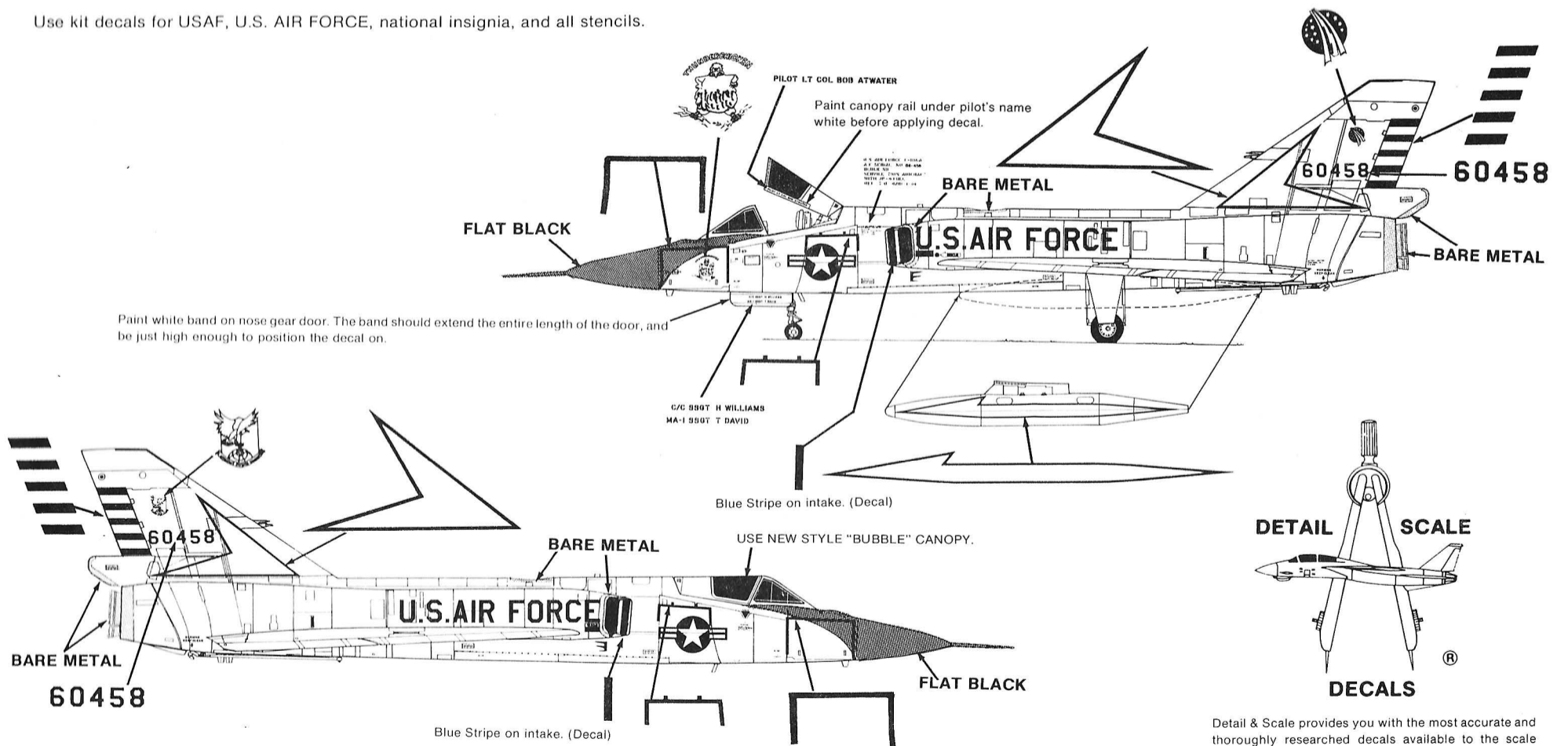


NEW MARKINGS - 1976

F-106A, 60458, "THUNDERCHICKEN," WILLIAM TELL, 1976.

These markings are for F-106A, 60458, as it appeared at the 1976 William Tell Weapons Meet. The 48th FIS has since transitioned to F-15 Eagles which carry markings very similar to these.

Use kit decals for USAF, U.S. AIR FORCE, national insignia, and all stencils.



Paint white band on nose gear door. The band should extend the entire length of the door, and be just high enough to position the decal on.

PAINTING NOTES

All aircraft are overall ADC gray, FS 16473. The landing gear is aluminum, FS 17178, and the wheel wells are chromate green, FS 34151. Radomes and anti-glare panels are painted as indicated on the drawings. Intake lips, refueling receptacle, and end of fuselage around the engine are bare metal. Engine tail pipe is burnt metal. Follow kit instructions for painting other details.

For a detailed look at the F-106 Delta Dart, see *The F-106 Delta Dart in Detail & Scale*. For coverage of the squadron markings, see *Colors & Markings of the F-106 Delta Dart*. Both books are available from Aero Publishers, Inc., 329 West Aviation Road, Fallbrook, California 92028.

DETAIL & SCALE HIGHLY RECOMMENDS THE INTERNATIONAL PLASTIC MODELERS SOCIETY. FOR MEMBERSHIP INFORMATION WRITE TO:

**IPMS/USA
NEW MEMBERSHIPS
P.O. BOX 480
DENVER, COLORADO 80201**

Detail & Scale provides you with the most accurate and thoroughly researched decals available to the scale modeler. Although we cannot answer all the letters we receive, we would appreciate your comments at Detail & Scale, Inc. P.O. Box 2190, Peachtree City, Georgia 30269.