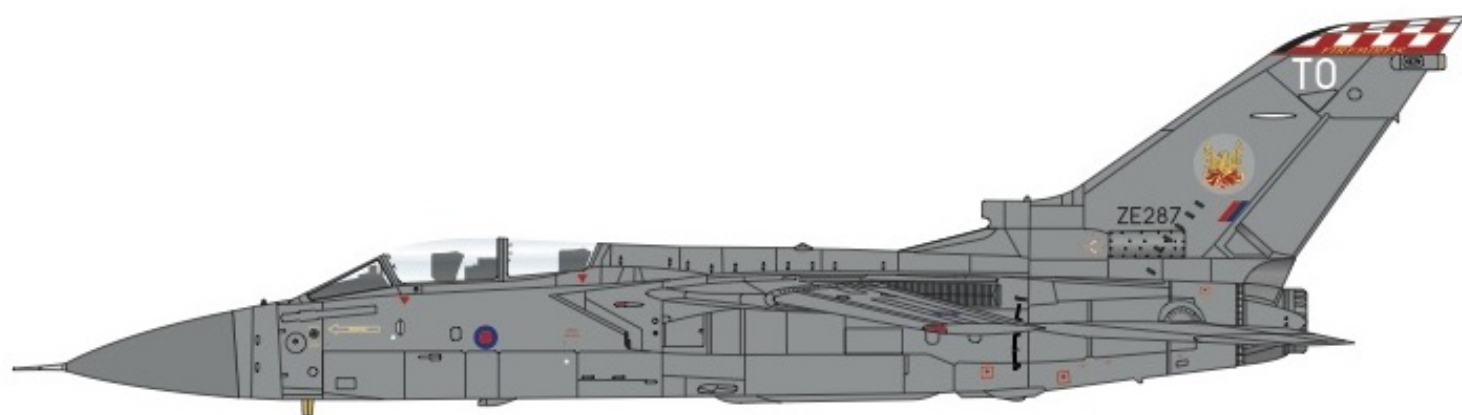
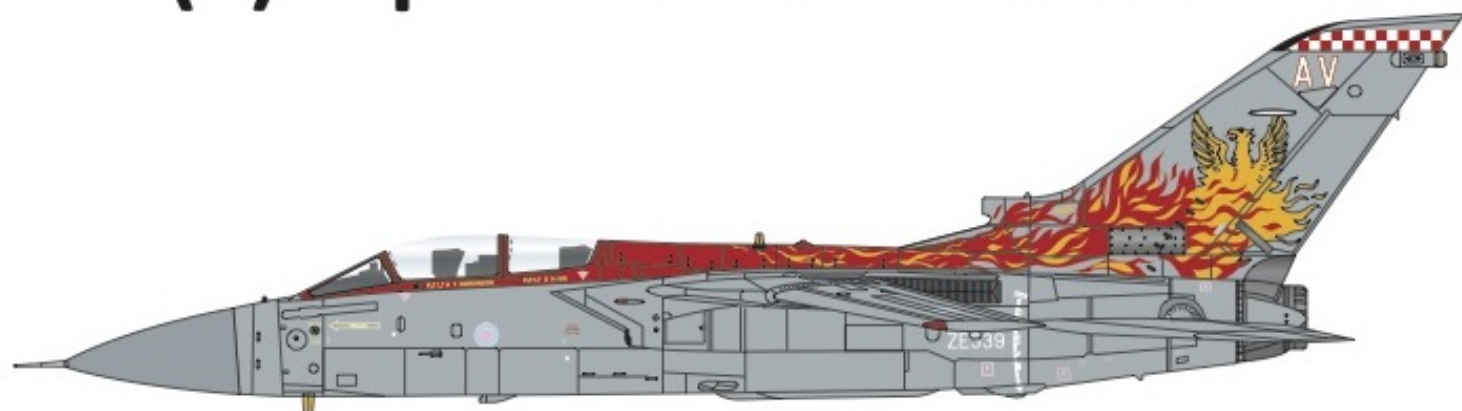


Panavia Tornado F.3 56(F) Squadron RAF Collection




For the best results these decals should be applied to a gloss surface such as provided by either Xtracolor or Xtracrylix paints. Cut out the decal required and soak in warm water until the decal is released from the backing paper. Wet the area to be decaled with MICRO SET which will help to eliminate air trapped under the decal and position the decal.

After 5 or 10 minutes wet the decal with MICRO SOL which will soften the decal and ensure that it settles down over any surface detail. Allow the decal to dry for at least 12 hours. During this time some wrinkling of the decal may occur, this is normal. Do not touch the decal at this time.

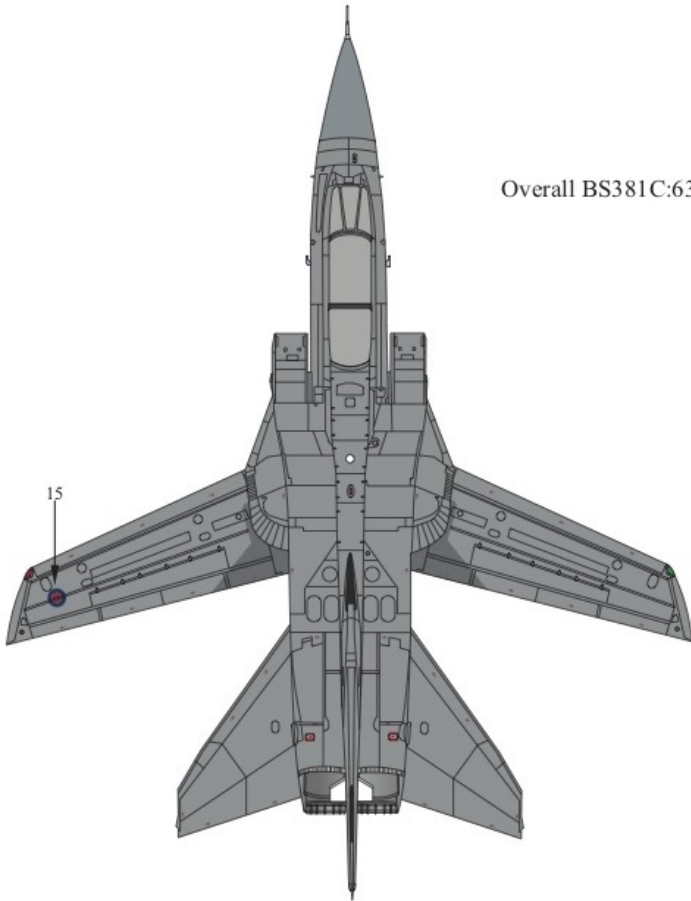
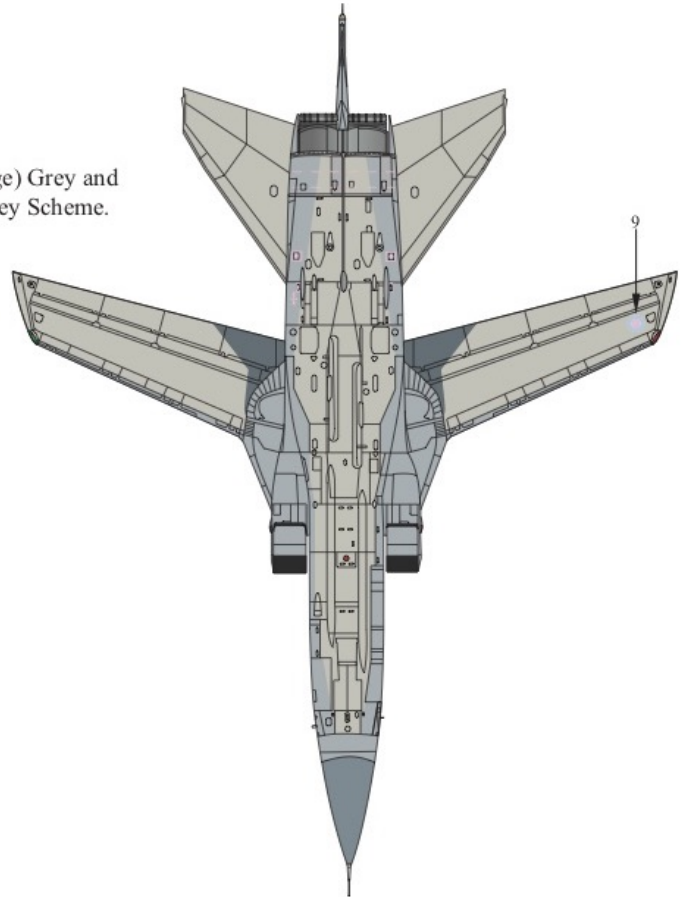
Carefully check for small air bubbles and if there are any prick with a needle and apply a drop of MICRO SOL. After all air bubbles have been eliminated and the decals are dry wash the entire model with water to remove any excess decal adhesive.

When completely dry the whole model should be sprayed with a coat of Xtracolor or Xtracrylix Flat, Satin or Gloss varnish depending on the finish required.


Store in a cool dry place, avoid sunlight, dampness or extremes of temperature and/or humidity.



BS381C:626 Barley (Camouflage) Grey and
 BS381C:627 Light Aircraft Grey Scheme.



Overall BS381C:637 Medium Sea Grey Scheme.



Xtracolor Paints

- X003 BS381C:637 Medium Sea Grey
- X012 BS381C:642 Night Black
- X015 BS381C:627 Light Aircraft Grey
- X017 BS381C:626 Barley (Camouflage) Grey
- X031 BS381C:538 Post Office Red
- X502 Natural Steel

Paints:

The colours used on these aircraft can be found in the Xtracolor (prefix number with X) and Xtracrylix (prefix number with XA1) range of paints.

Xtracolor Paints

- XA1003 BS381C:637 Medium Sea Grey
- XA1012 BS381C:642 Night Black
- XA1015 BS381C:627 Light Aircraft Grey
- XA1017 BS381C:626 Barley (Camouflage) Grey
- XA1031 BS381C:538 Post Office Red