

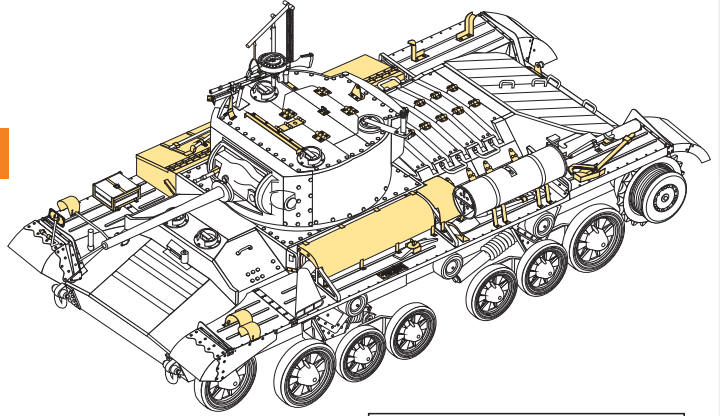

1/35 MILITARY MINIATURE VEHICLE UPGRADE SERIES PE35491











# WWII British Valentine Mk.II Infantry Tank basic


## 二战英军瓦伦丁Mk.II型坦克基本改造件

[For AFV CLUB 35185]

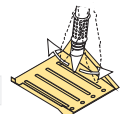
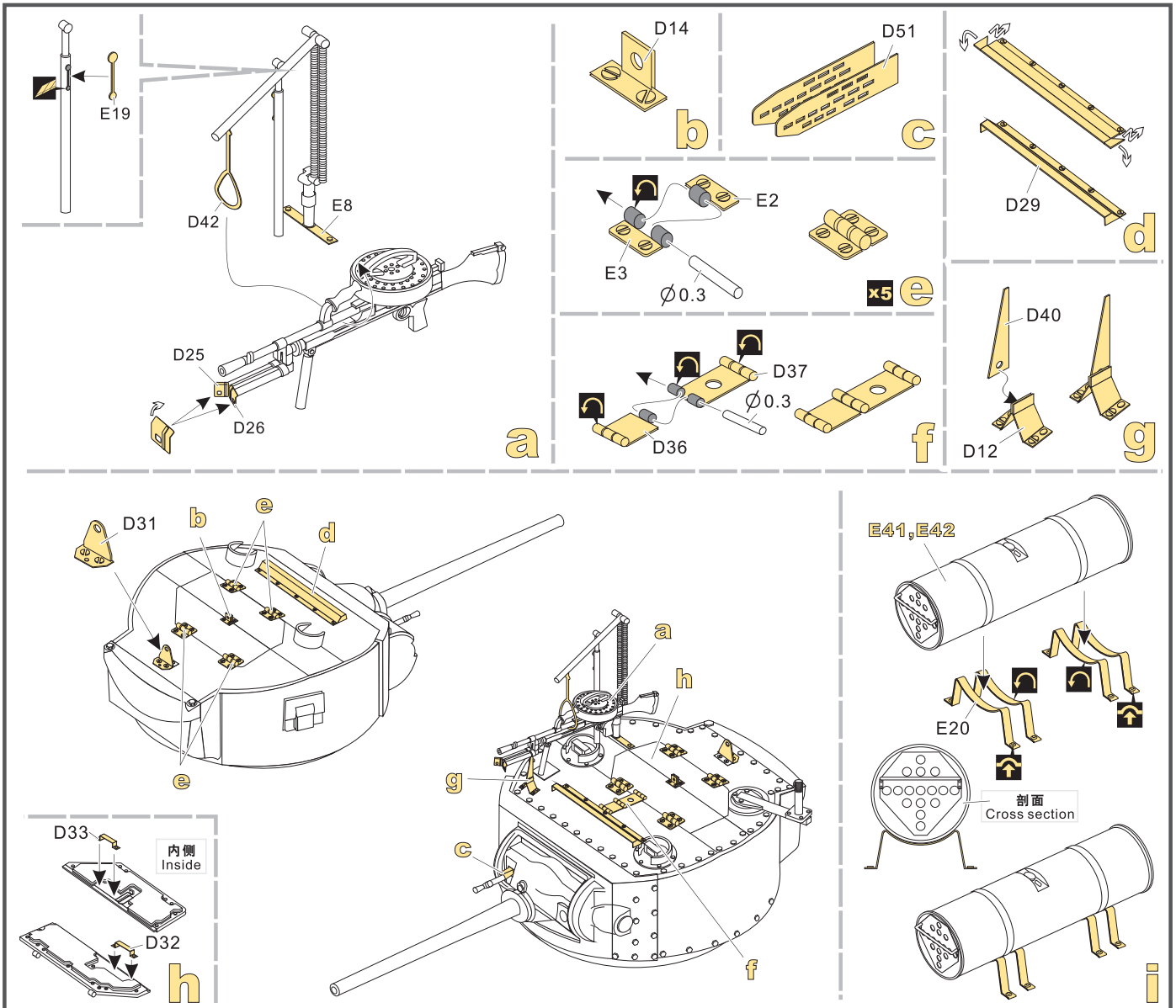
### 推荐使用工具 RECOMMENDED TOOLS



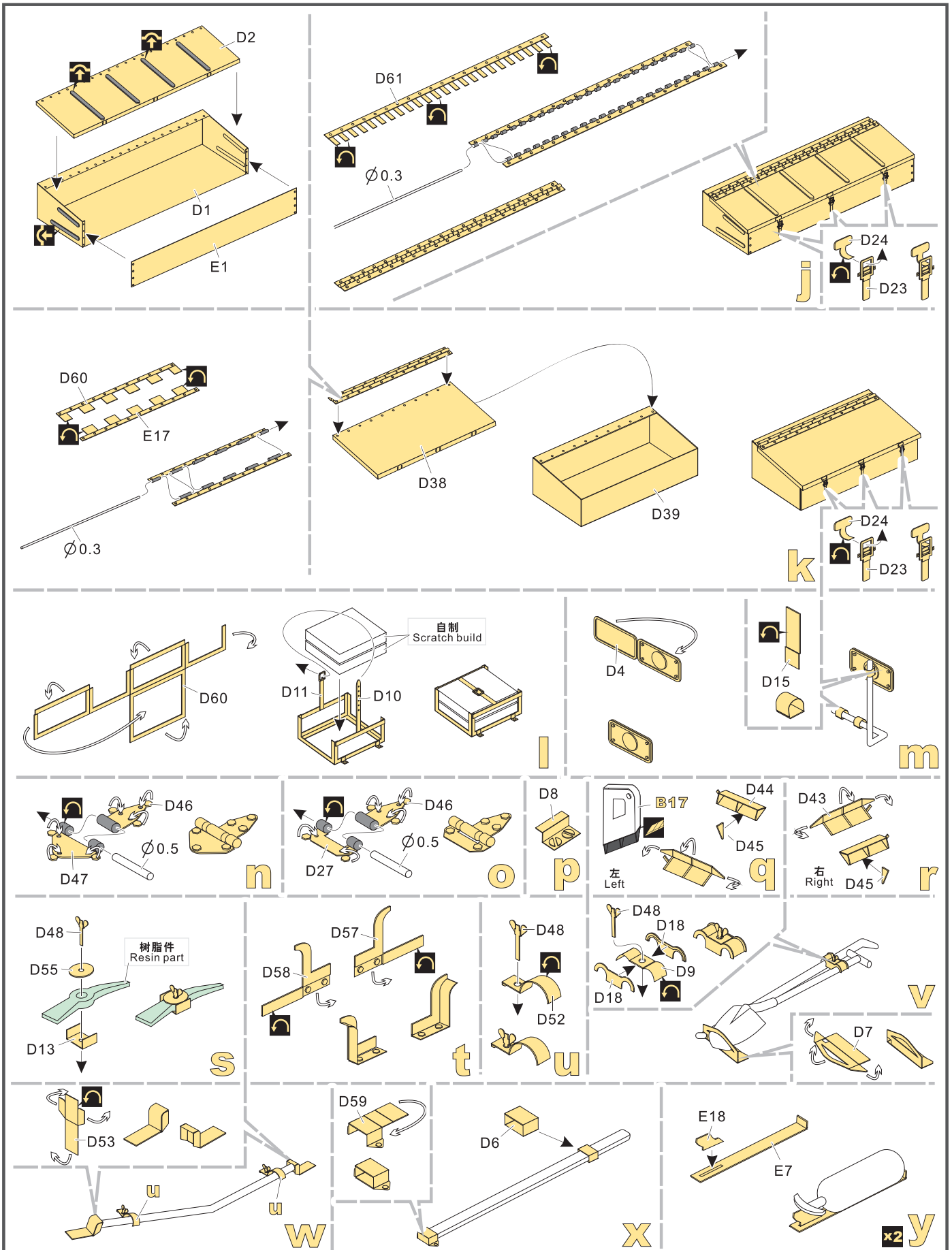
-   
**安装**  
install
-   
**折叠**  
bend
- A1**  
改造件零件编号  
PE/resin part number
- B12**  
原零件编号  
kit part number
- C22**  
被替换的原零件编号  
replaced kit part number
-   
 另一侧相同制作  
repeat on opposite side
-   
**切除**  
remove
-   
**打磨**  
grind off
-   
**弧度卷曲**  
radial bending
-   
**制作若干组**  
multiple assembly
-   
**选择安装**  
alternative
-   
**钻孔**  
drill
-   
**用胶棒制作**  
make from plastic rod

  
 用尖端在凹槽处冲压  
 use penpoint to press on the dent

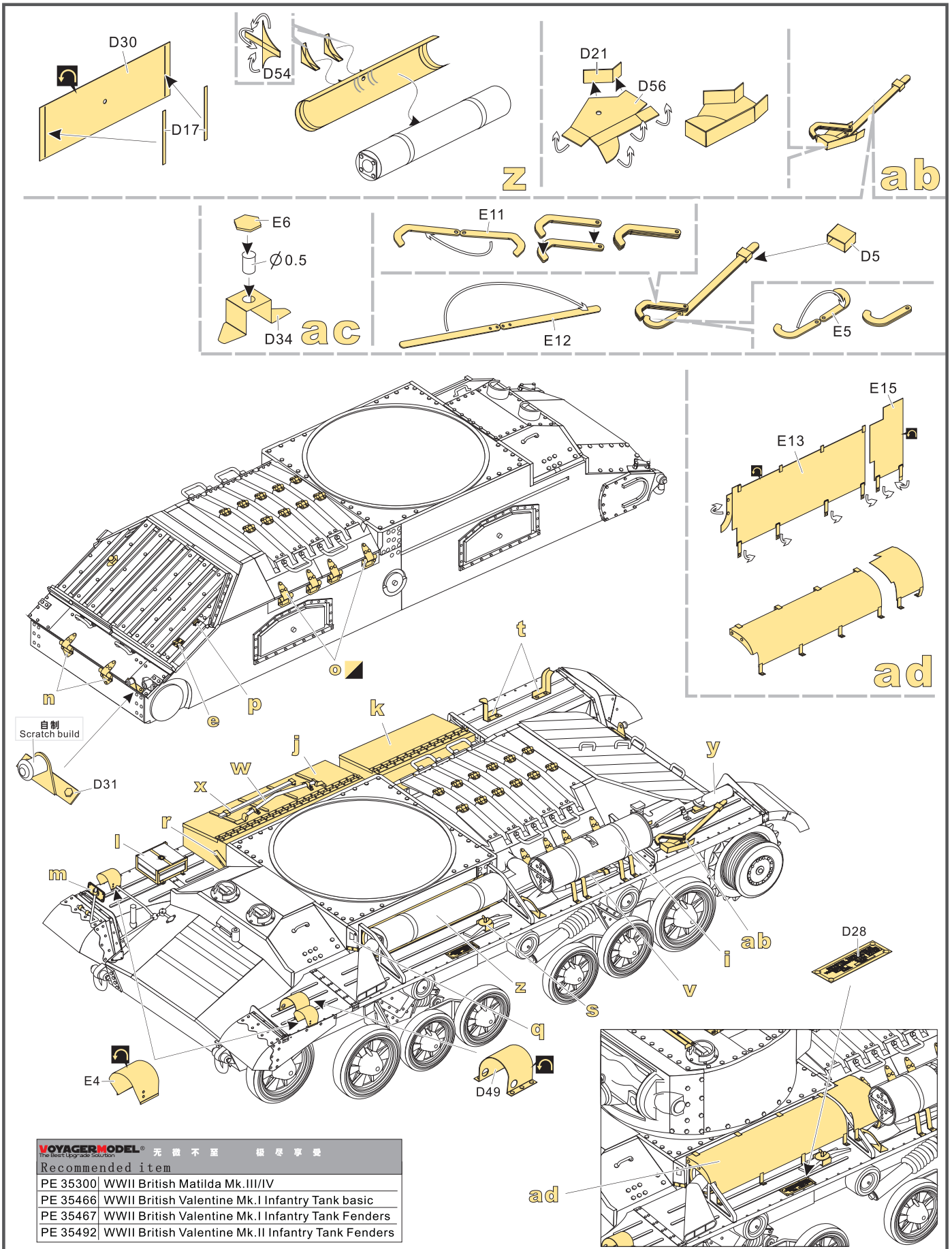
蚀刻片零件内侧面向上  
 Put the part upside down  
 用笔尖在凹槽处刺  
 Use penpoint to press on the dent

1/35 MILITARY MINIATURE VEHICLE UPGRADE SERIES PE35491



1/35 MILITARY MINIATURE VEHICLE UPGRADE SERIES PE35491



**VOYAGERMODEL®** 无微不至 极致享受  
The Best Upgrade Solution

Recommended item

PE 35300	WWII British Matilda Mk.III/IV
PE 35466	WWII British Valentine Mk.I Infantry Tank basic
PE 35467	WWII British Valentine Mk.I Infantry Tank Fenders
PE 35492	WWII British Valentine Mk.II Infantry Tank Fenders