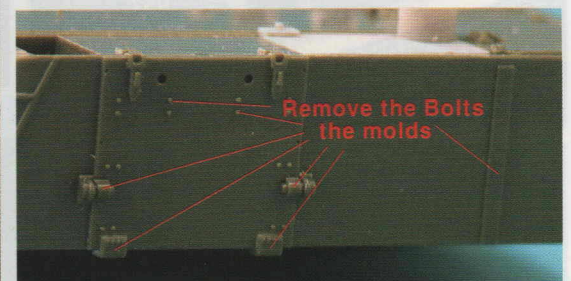





































*. Leopard 1A5DK1 Conversion set

() : Opposite side

- *. Resin Parts : #1 ~ #8, PE Plate*2
- *. Rubber Wire : 5cm, Bolts : A, E, F
- *. 0.3mm Brass Wire(B/W) : 10cm, 0.5 B/W : 25cm
- *. 0.7mm Brass(B/R) : 10cm, Nylon Thread*1







***. Please contact leopardfibel@gmail.com or visit www.leopardclub.info to purchase Leopard 1A5DK1 Decals**

