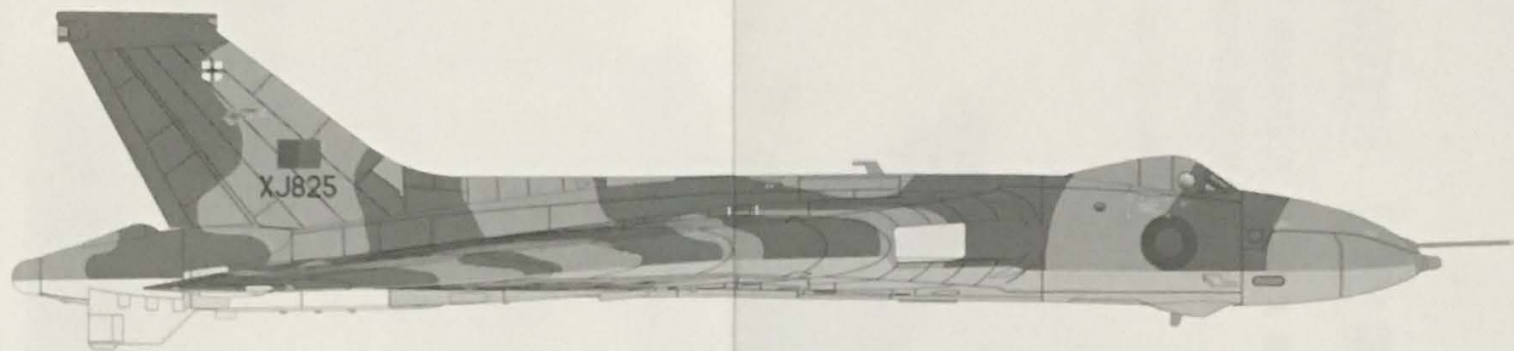


L1002 R.A.F VULCAN

1/144 SCALE 英国皇家空军火神 K.2 加油机

K.2 TANKER



从1956年到1984年，阿芙罗公司设计制造的“火神”战略轰炸机作为英国核威慑力量中3V战略轰炸机之一在皇家空军服役。1947年，依据英军军需部发出的B35/46性能要求书，该机的设计研发工作开始进行，代号698号的原型机于1952年首飞成功，并获得了“火神”的代号。在1958年的范保罗航空展开幕后的第二天，该机作了一次精彩的飞行表演，震撼了全场。首批生产型“火神”B.1在经过了一系列的飞行测试后，从1956年开始加入皇家空军服役，第二年，第一个使用“火神”轰炸机的作战单位，第83中队完成组建和部署。从1960年开始，修改了机翼和加装ECM电子对抗系统的“火神”B.2开始服役。在最高峰时有10个飞行中队使用“火神”。在1961年的“天空盾牌行动”演习中，“火神”中队作为假想敌参加了演习。在先进的ECM电子对抗系统支持下，机群成功突破了美军的防空网，进入纽约附近空域，展示了该机优异的性能和作战价值。在1982年的马岛/福克兰群岛之战中，“火神”作为英国皇家空军唯一的远程轰炸机，参加了“黑色雄鹿”行动。它们从南大西洋的阿森松岛皇家空军基地起飞，远程奔袭了马岛斯坦利港的机场和雷达站，这也是“火神”唯一的参战记录。马岛之战后，“火神”退出了皇家空军现役作战飞机序列。但是，鉴于下一代空中加油机研制的推迟，该机被作为空中加油机继续服役。一共有6架“火神”完成了相应的改装，加装了空中加油装置并一直服役到1984年。此后，所有的“火神”均退出现役。由于很多航空迷对于“火神”的退役深感惋惜，编号XH558的“火神”轰炸机得到了重上蓝天的机会。根据“天空中的火神”计划，该机被翻新修复并于2007年完成了翻新后的首飞，时至今日，在一些航空展上，仍然可以看到它翱翔的身影。

性能指标:

机长: 30.45米 翼展: 33.83米 机高: 8.26米 最大时速: 1038公里/小时
乘员: 5人 载弹量: 常规炸弹9500公斤, 或核弹1枚

The Avro Vulcan is a strategic bomber operated by the Royal Air Force from 1956 to 1984, which assumed the nuclear deterrence as one of "3V" bombers. The development began based on Specification B35/46 issued by the Ministry of Supply in 1947. Its prototype, the Model 698, succeeded in its virgin flight in 1952 and was named Vulcan. The next day she made a spectacular debut performing a fly pass in the Farnborough Air Show in 1958. The first production type B.1 started to be delivered to the RAF from 1956 after some various test flights. The next year No.83 Squadron, the first operational unit, finished the organization with the Vulcan. From 1960 the type B.2 with ECM and modified wings were deployed to the units. Up to ten air squadrons operated the Vulcan. And the Vulcans participated in the Operation Skyshield exercises in 1961 as virtual enemy planes. They ran through the US air defense network taking advantage of the ECM and succeeded in intruding upon the sky of New York. In the Falklands Campaign they participated in the Operation Black Buck as sole long-range bombers in the RAF. They took off from Ascension Island and made bomb attacks to the Port Stanley Airport and its radars, which was the sole actual fight of the Vulcans. Although the Vulcans were to retire from the RAF after the Falkland Conflict, they continued to be operated as aerial tankers, because the development of the next aerial tanker was delayed. Six Vulcans were modified and added airborne refueling equipment and were operated until 1984. After that all the Vulcans retired from the RAF. As a lot of fans felt regret about the retirement, the Vulcan XH558 received a restoration under the "Vulcan to the Sky" project and made the first post-restoration flight in 2007. Even now she can be seen flying in some air shows.

DATE

Length: 30.45m Wingspan: 33.83m Height: 8.26m Speed: 1,038km/h Crew: 5
Armament: bomb load 9,500kg

组装前注意事项

- 建议年龄12岁以上
- 组装前请仔细阅读说明书
- 当使用胶水和油漆时，请注意房间通风并远离火源
- 请勿将胶水和油漆吞入口中
- 请将产品放置在儿童不能接触到的地方，以免细小零件被儿童不慎吞咽
- 请留意特别标注的零件
- 请将包装胶袋撕碎并妥善丢弃，以免儿童误将其套在头部引起窒息

Read before assembly

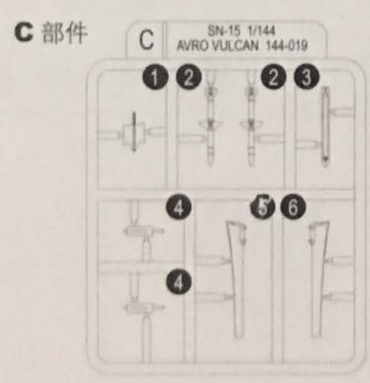
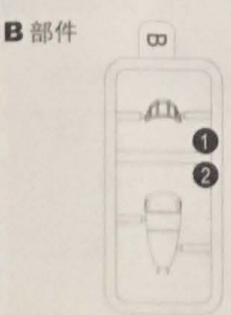
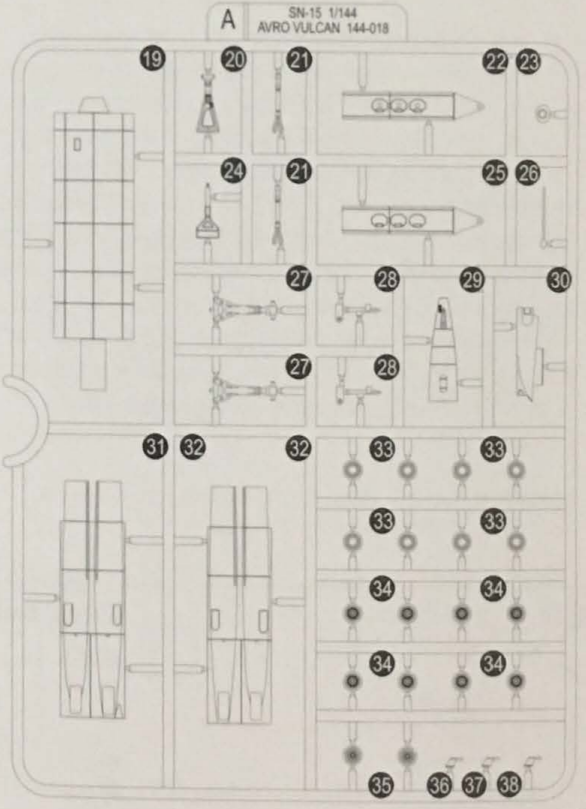
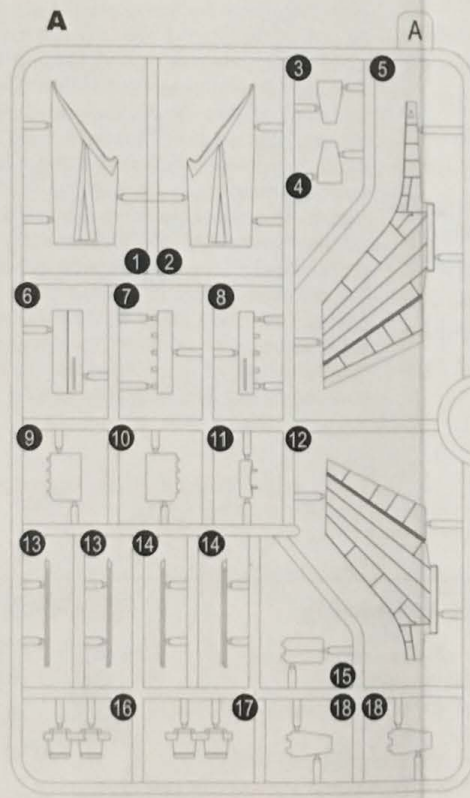
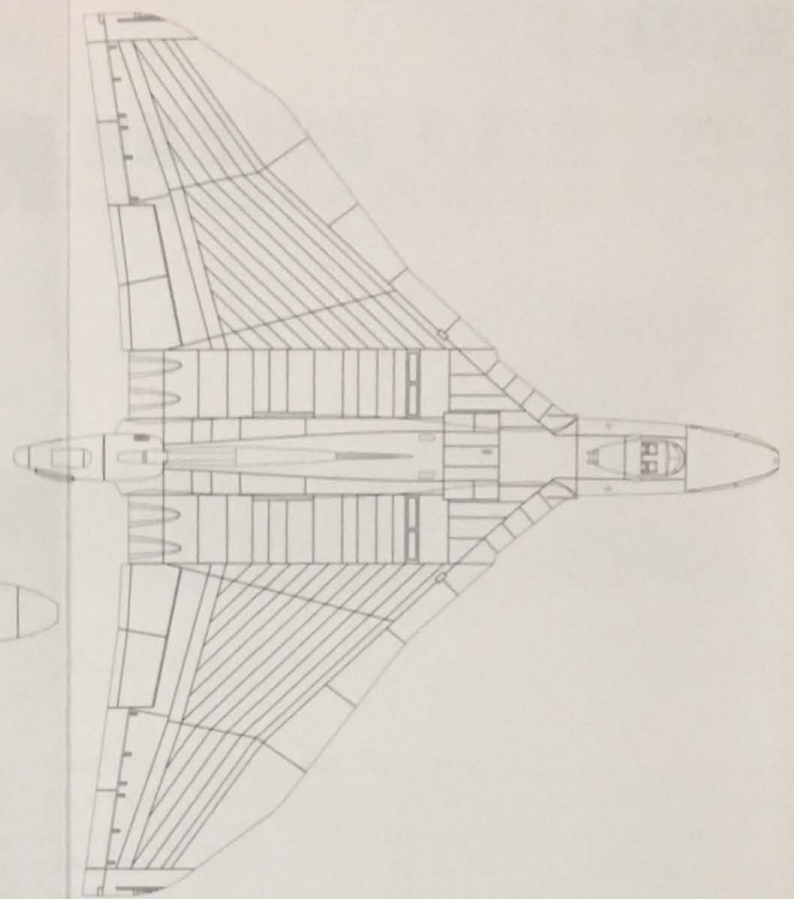
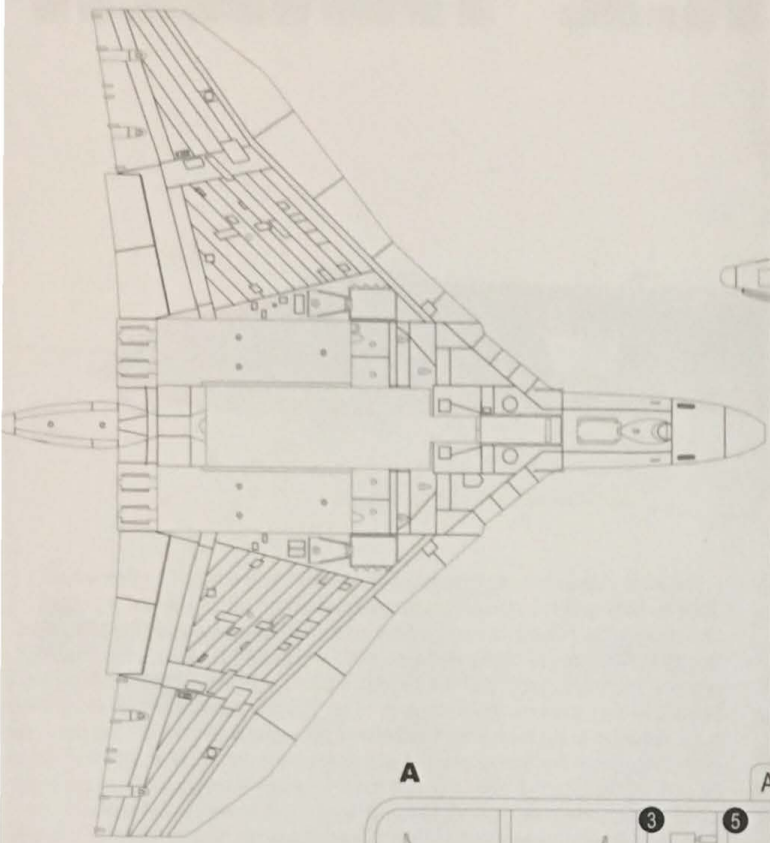
- Recommended for children over 12 years old.
- Read the instruction carefully.
- When using paint and glue, ventilate your room and watch out for fire.
- Do not put paint and glue into your mouth.
- Keep the kit beyond the reach of children in case small parts are swallowed.
- Be careful of pointed parts.
- Tear and throw away the plastic bag in case children put it over and are suffocated.

组装指示图标

-  选择使用
OPTIONAL
-  切去
REMOVE
-  涂装
PAINT
-  注意
BE CAREFULL
-  制作两个
MAKE 2pcs
-  另一侧相同制作
SAME OPPOSITE SIDE
-  打孔
MAKE A HOLE
-  配重
INSERT BALLAST

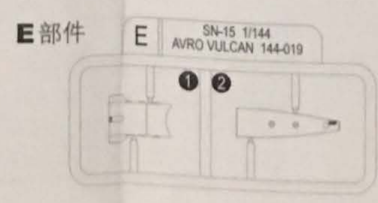
涂料颜色色号 GSI CREOS Mr. COLOR 郡仕漆编号

C 2	黑色	BLACK	C 137	轮胎黑	TIRE BLACK
C 8	银色	SILVER	C 316	光泽白	WHITE FS17875
C 21	半光泽岩石色	MIDDLE STONE	C 330	暗绿	BS381C/641
C 33	消光黑	FLAT BLACK	C 331	半光泽	BS381C/638深海灰
C 54	卡其绿	KHAKI GREEN	C 335	中海灰	BS381C/637


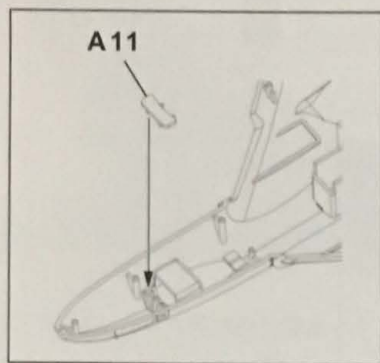


水贴

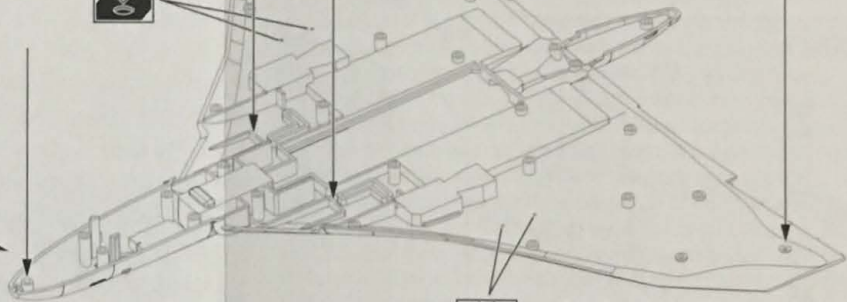
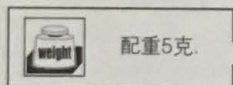
底台支架



1

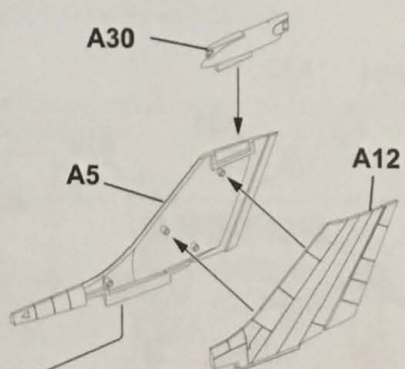


当要使用步骤④的部件时, 请钻直径 1.0mm的孔.

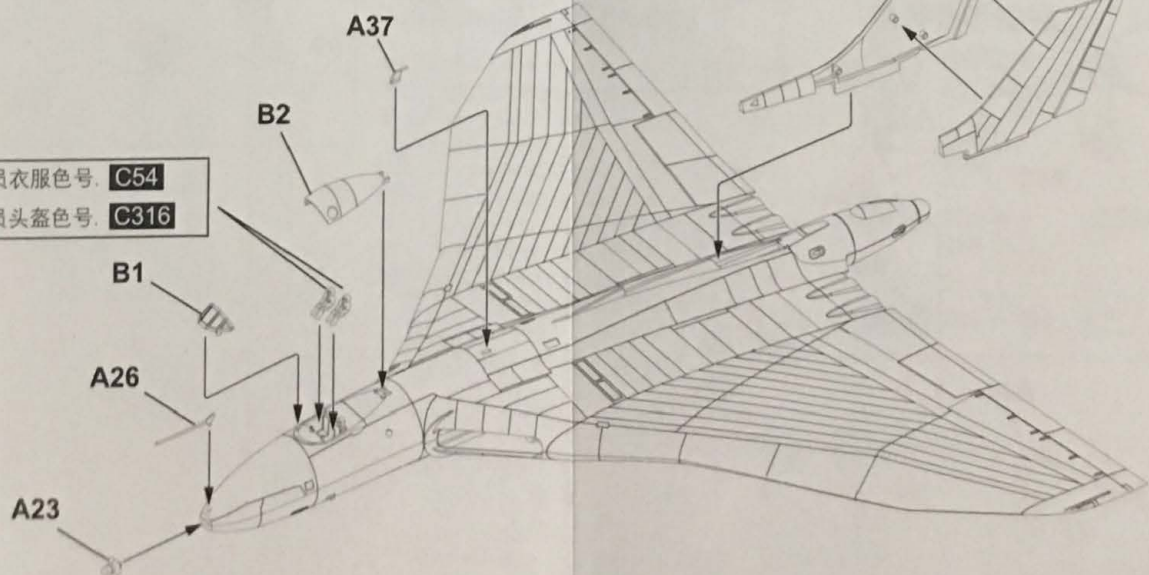


当要使用步骤④的部件时, 请钻直径 1.0mm的孔.


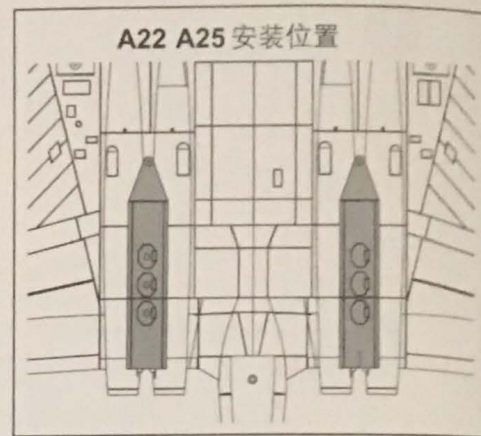
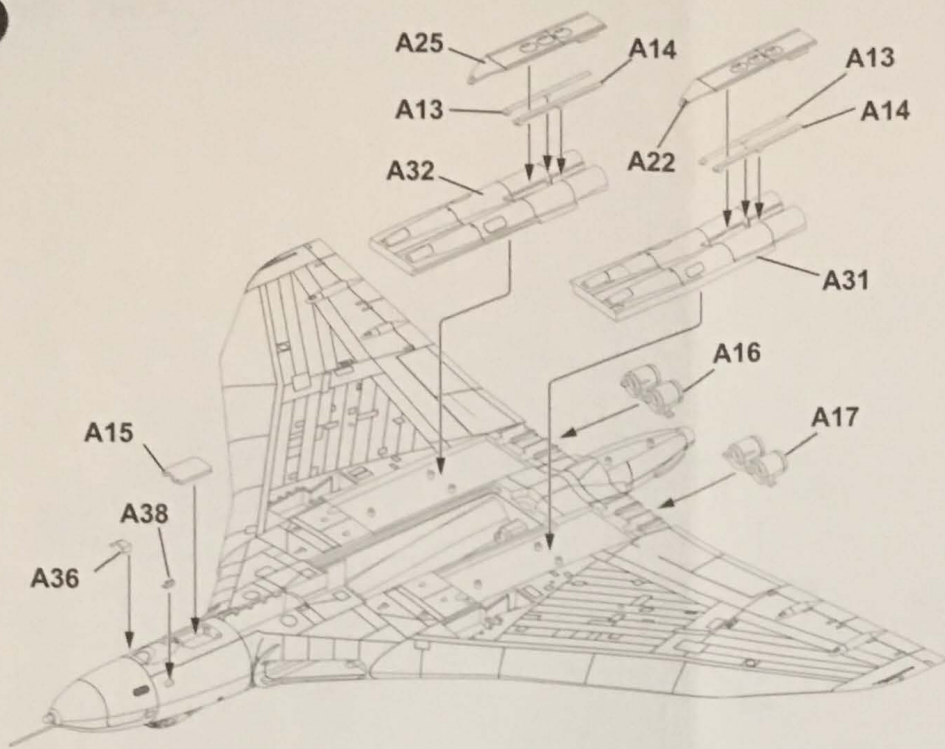
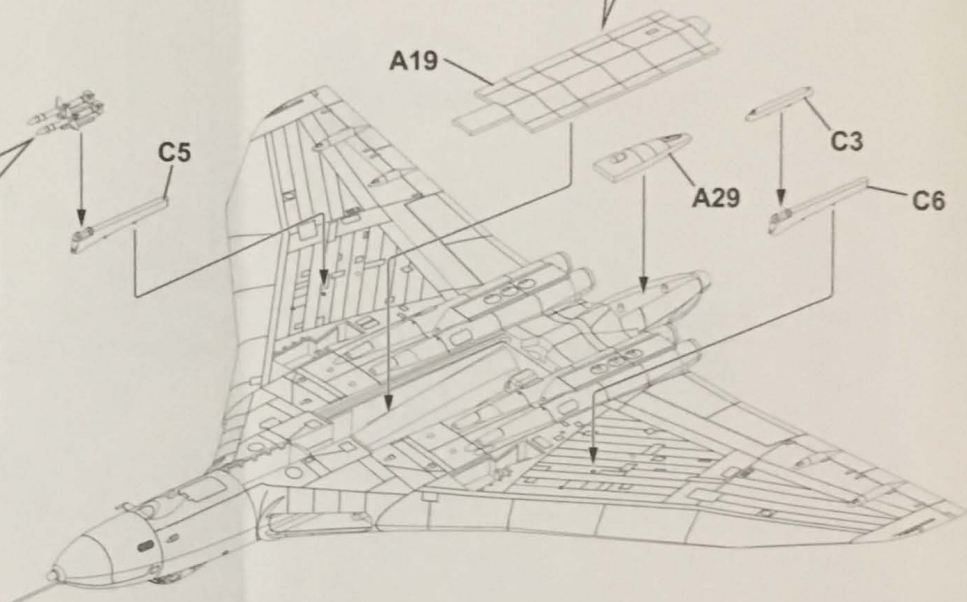
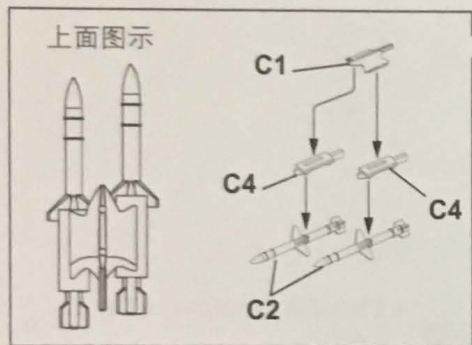
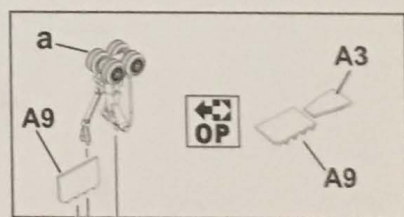
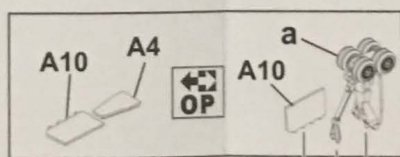
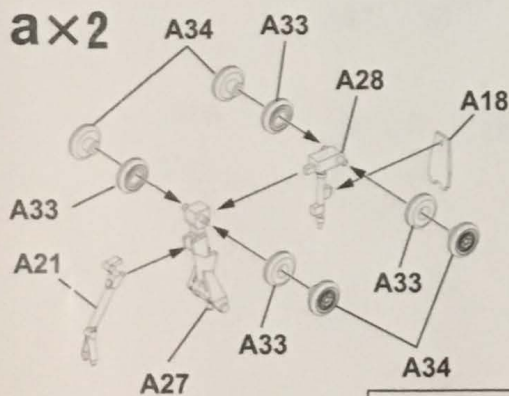
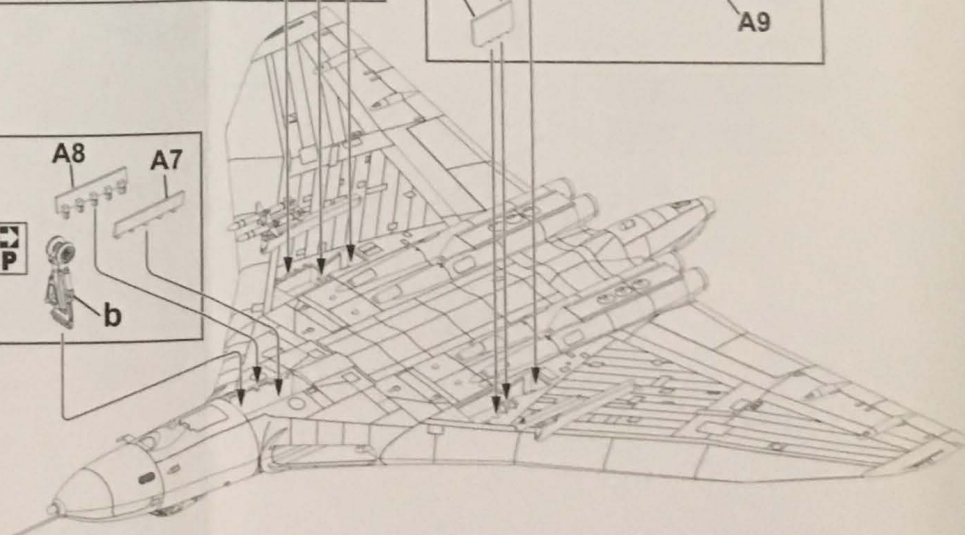
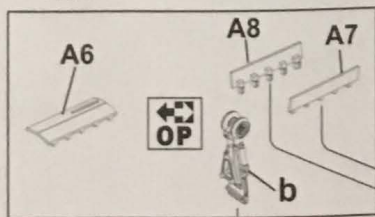
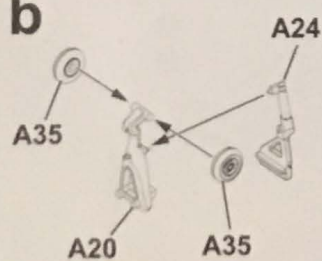
2



飞行员衣服色号: C54
飞行员头盔色号: C316



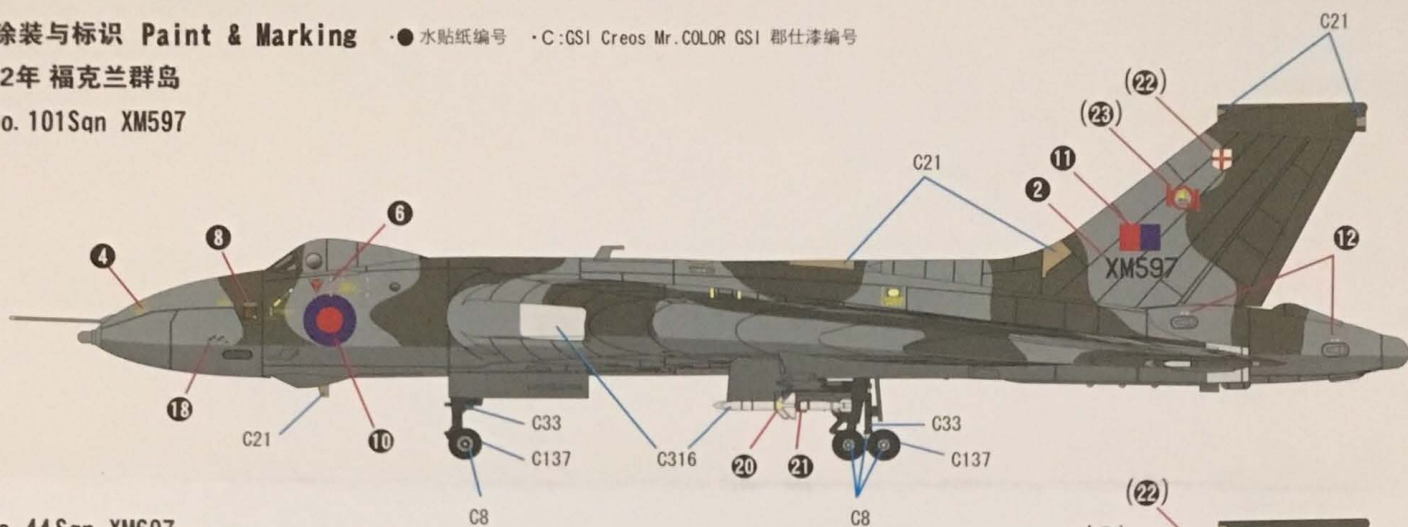
3

3**4****5****a x2****b**

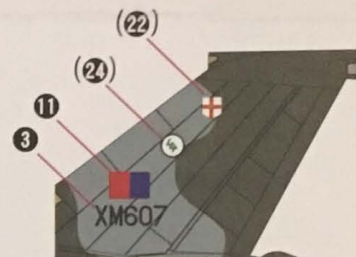
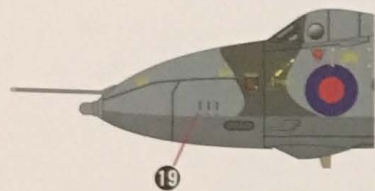
■ 涂装与标识 Paint & Marking ● 水贴纸编号 · C: GSI Creos Mr. COLOR GSI 郡仕漆编号

1982年 福克兰群岛

1 No. 101Sqn XM597

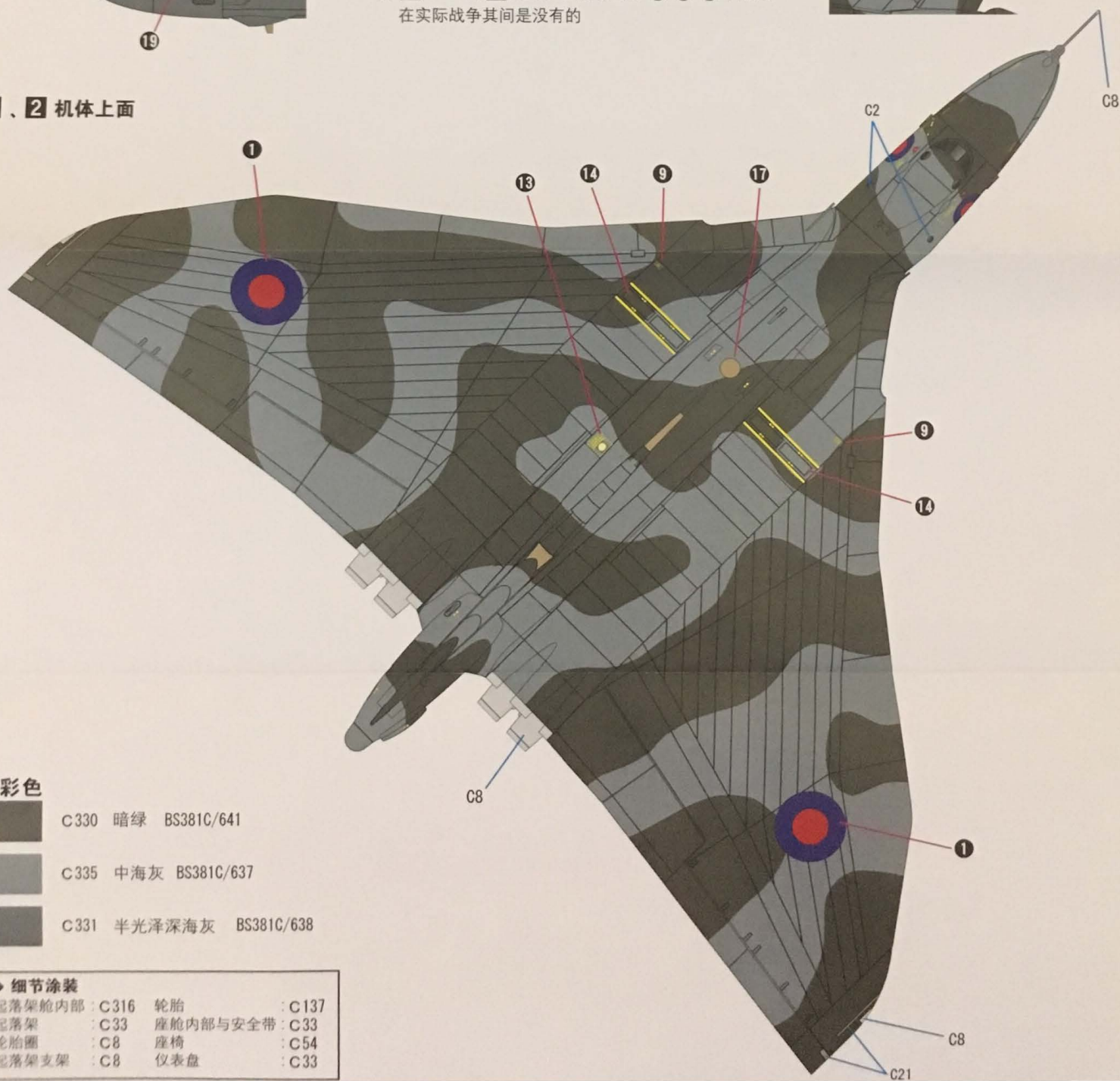


2 No. 44Sqn XM607



※ 1 XM597、2 XM607 号机所用的 22 23 24 水贴纸在实际战争其间是没有的

1、2 机体上面



迷彩色

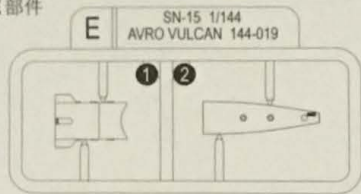
- C330 暗绿 BS381C/641
- C335 中海灰 BS381C/637
- C331 半光泽深海灰 BS381C/638

◆ 细节涂装

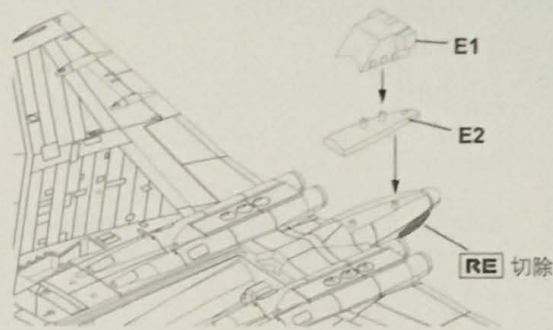
- 起落架舱内部 : C316 轮胎 : C137
- 起落架 : C33 座舱内部与安全带 : C33
- 轮胎圈 : C8 座椅 : C54
- 起落架支架 : C8 仪表盘 : C33

K.2型的组装图

E 部件



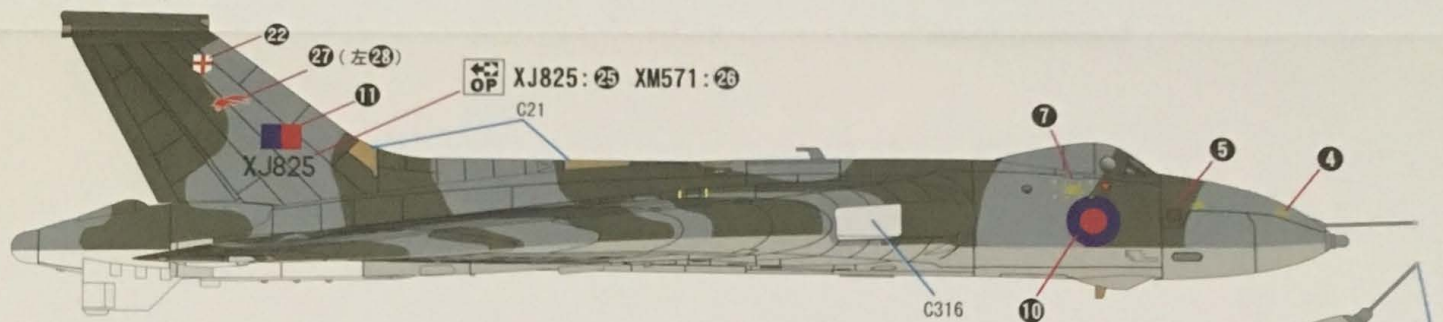
K.2型组装时, 图①中, A29零件替换为E1/E2 (C版零件不使用)



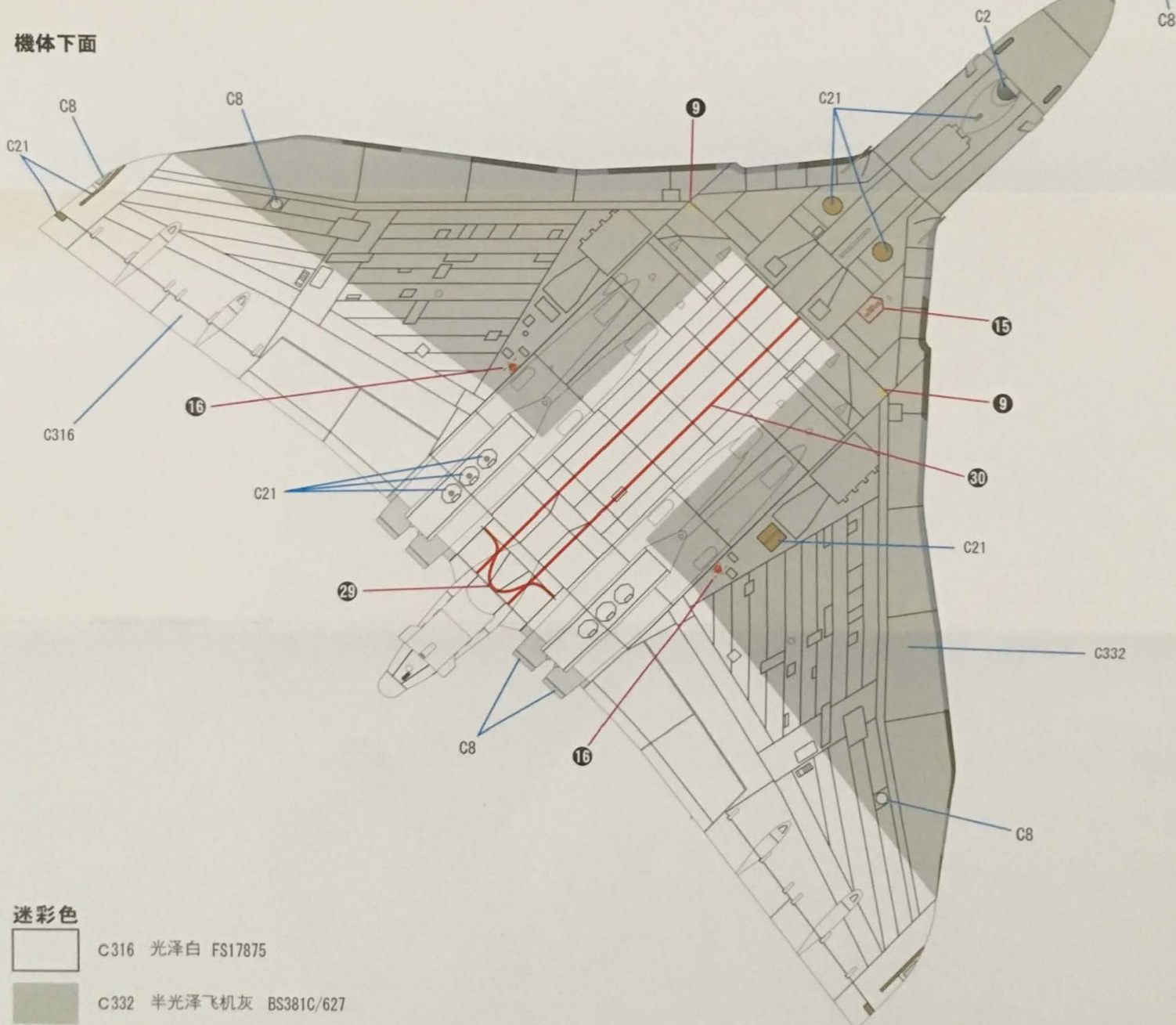
涂装与标识 Paint & Marking

● 水贴纸编号 · C: GSI Creos Mr. COLOR GSI 郡仕漆编号 ※ 机体上部的细节涂装与 1、2 相同

3 No. 50qn XJ825, XM571



機体下面



迷彩色

- C316 光泽白 FS17875
- C332 半光泽飞机灰 BS381C/627

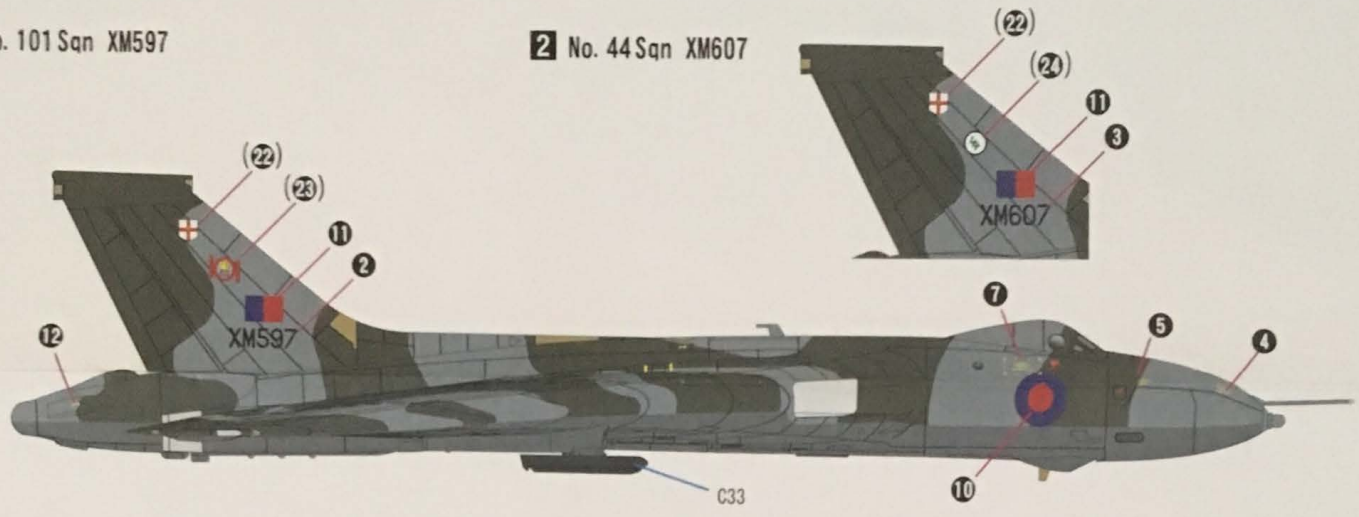
■ 涂装与标识 Paint & Marking

● 水贴纸编号 · C: GSI Creos Mr. COLOR GSI 郡仕漆编号

1982年 福克兰群岛

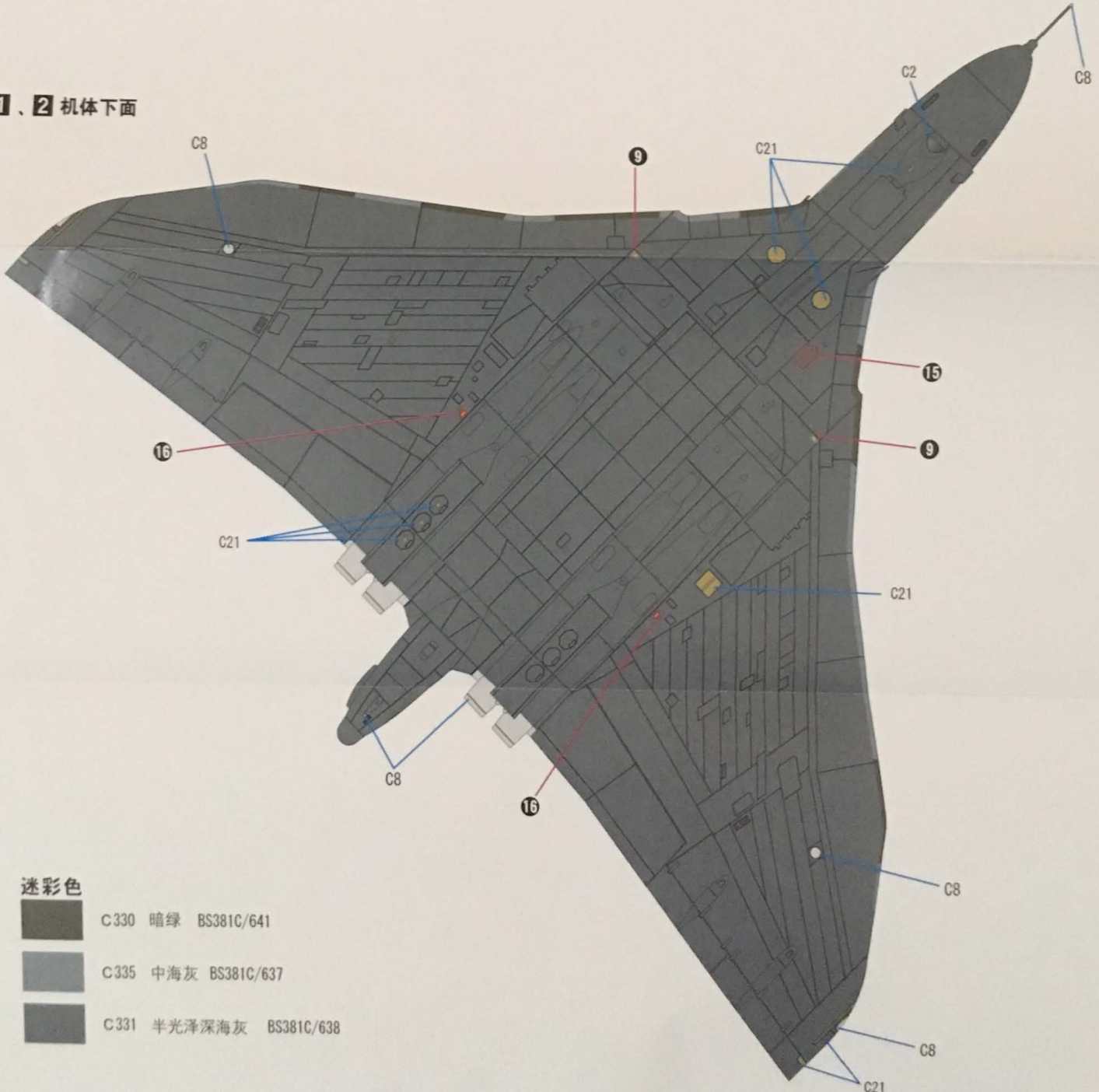
1 No. 101 Sqn XM597

2 No. 44 Sqn XM607



※ 1 XM597、2 XM607 号机所用的 (22) (23) (24) 水贴纸在实际战争其间是没有的

1、2 机体下面



迷彩色

- C330 暗绿 BS381C/641
- C335 中海灰 BS381C/637
- C331 半光泽深海灰 BS381C/638