


TRADECAL

X48118

SUPERMARINE SPITFIRE PR Mk.XIX



For the best results these decals should be applied to a gloss surface such as provided by either Xtracolor or Xtracrylix paints. Cut out the decal required and soak in warm water until the decal is released from the backing paper. Wet the area to be decaled with MICRO SET which will help to eliminate air trapped under the decal and position the decal.

After 5 or 10 minutes wet the decal with MICRO SOL which will soften the decal and ensure that it settles down over any surface detail. Allow the decal to dry for at least 12 hours. During this time some wrinkling of the decal may occur, this is normal. Do not touch the decal at this time.

Carefully check for small air bubbles and if there are any prick with a needle and apply a drop of MICRO SOL. After all air bubbles have been eliminated and the decals are dry wash the entire model with water to remove any excess decal adhesive.

When completely dry the whole model should be sprayed with a coat of Xtracolor or Xtracrylix with a coat of Flat, Satin or Gloss varnish depending on the finish required.

Store in a cool dry place, avoid sunlight, dampness or extremes of temperature and/or humidity.

The logo for Hannants, featuring a stylized yellow and red 'H' followed by the word 'HANNANTS' in bold red capital letters.

Harbour Road, Oulton Broad, Lowestoft, Suffolk, NR32 3LZ

Phone +44 1502 517444

Fax +44 1502 500521

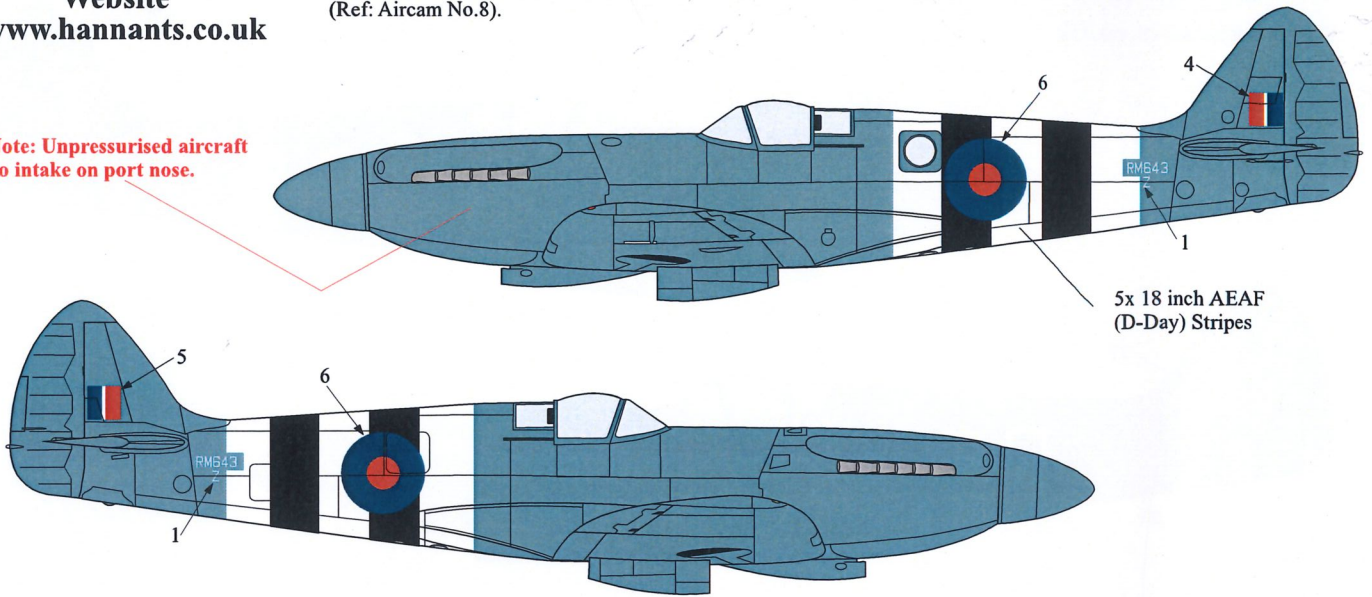
www.hannants.co.uk

sales@hannants.co.uk

NOTE: Colour Scheme is PRU Blue overall unless otherwise stated.

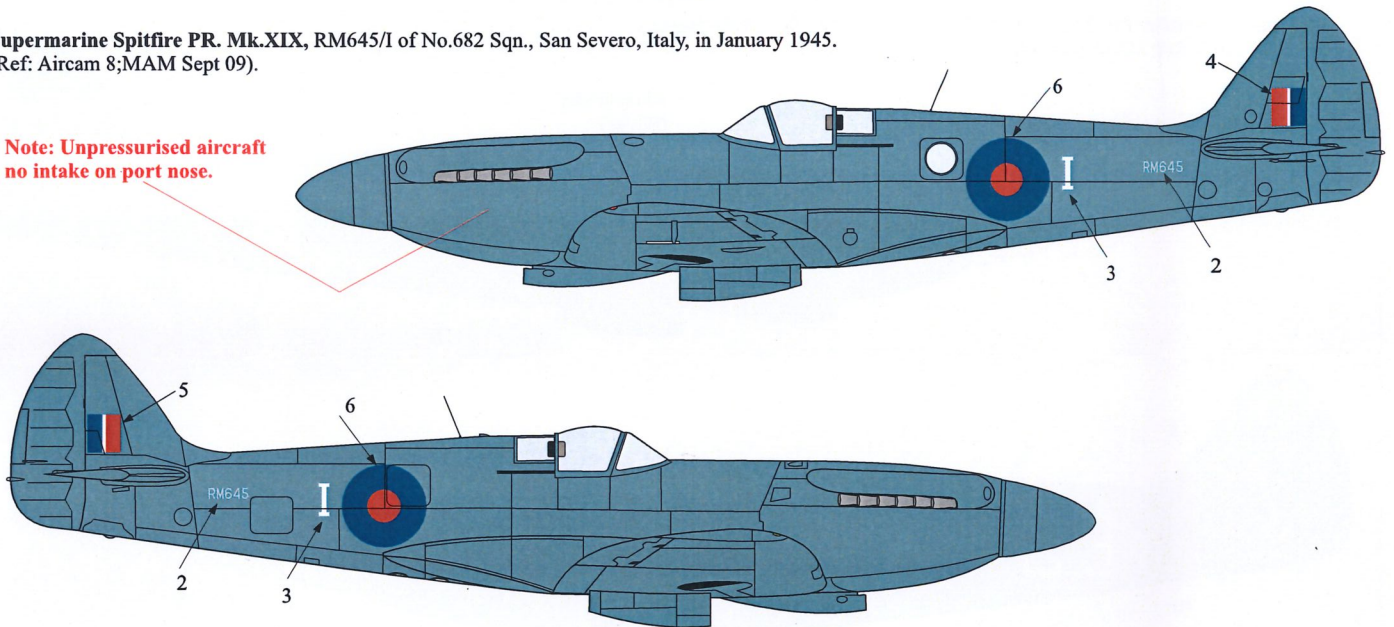
Supermarine Spitfire PR. Mk.XIX, RM643/Z of No.541 Sqn., RAF Benson, circa late 1944.
 (Ref: Aircam No.8).

Note: Unpressurised aircraft
 no intake on port nose.

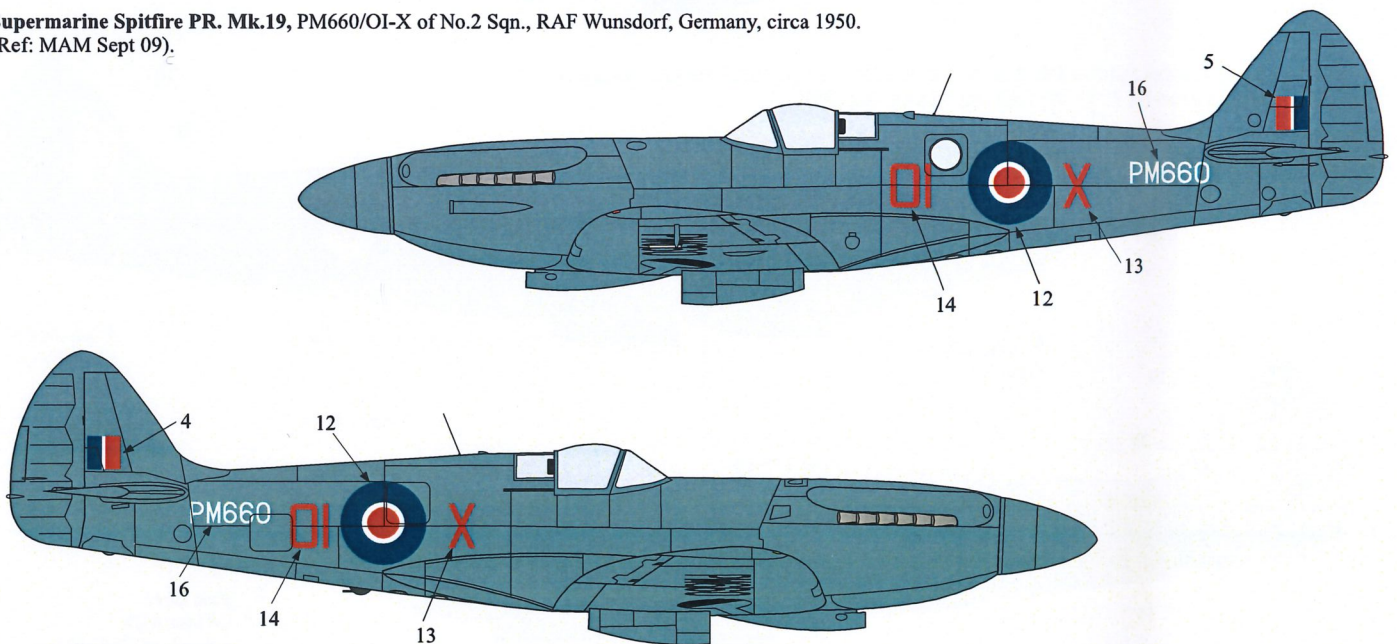


Supermarine Spitfire PR. Mk.XIX, RM645/I of No.682 Sqn., San Severo, Italy, in January 1945.
 (Ref: Aircam 8;MAM Sept 09).

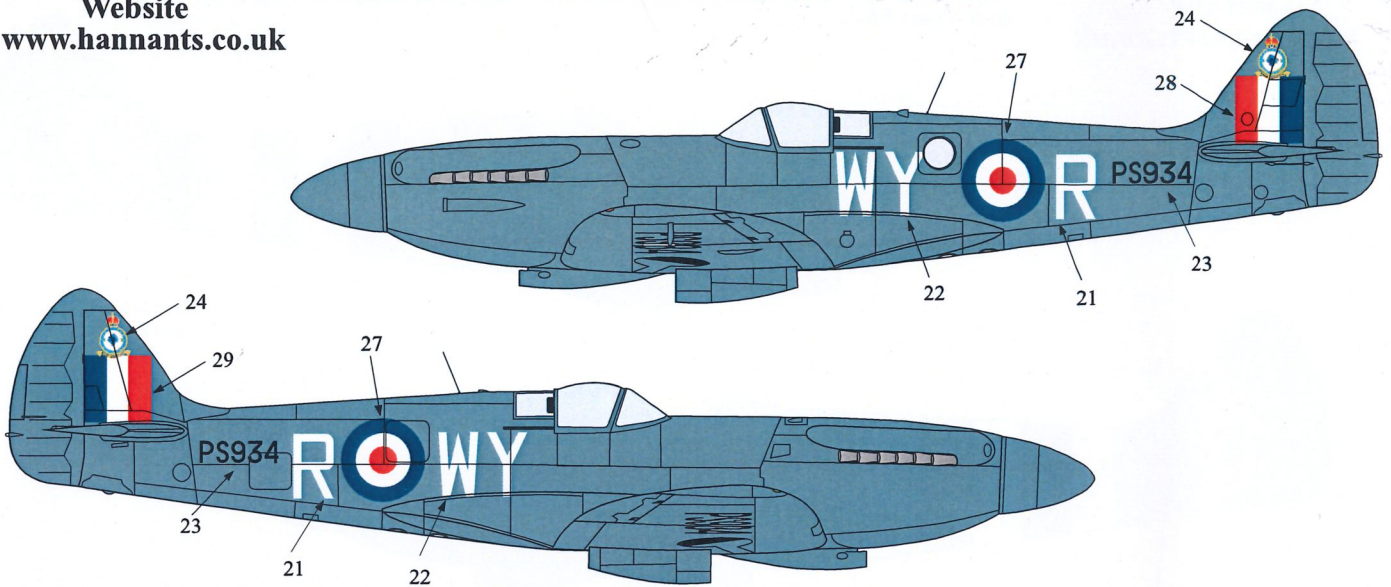
Note: Unpressurised aircraft
 no intake on port nose.



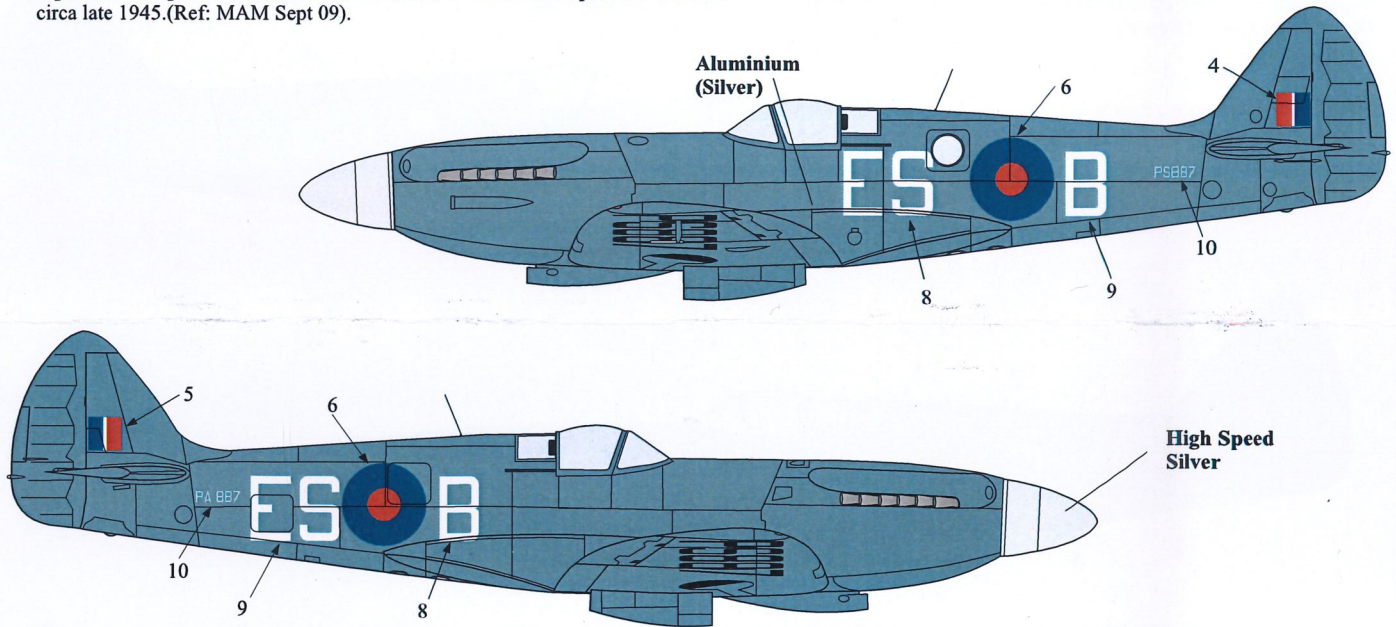
Supermarine Spitfire PR. Mk.19, PM660/OI-X of No.2 Sqn., RAF Wunsdorf, Germany, circa 1950.
 (Ref: MAM Sept 09).



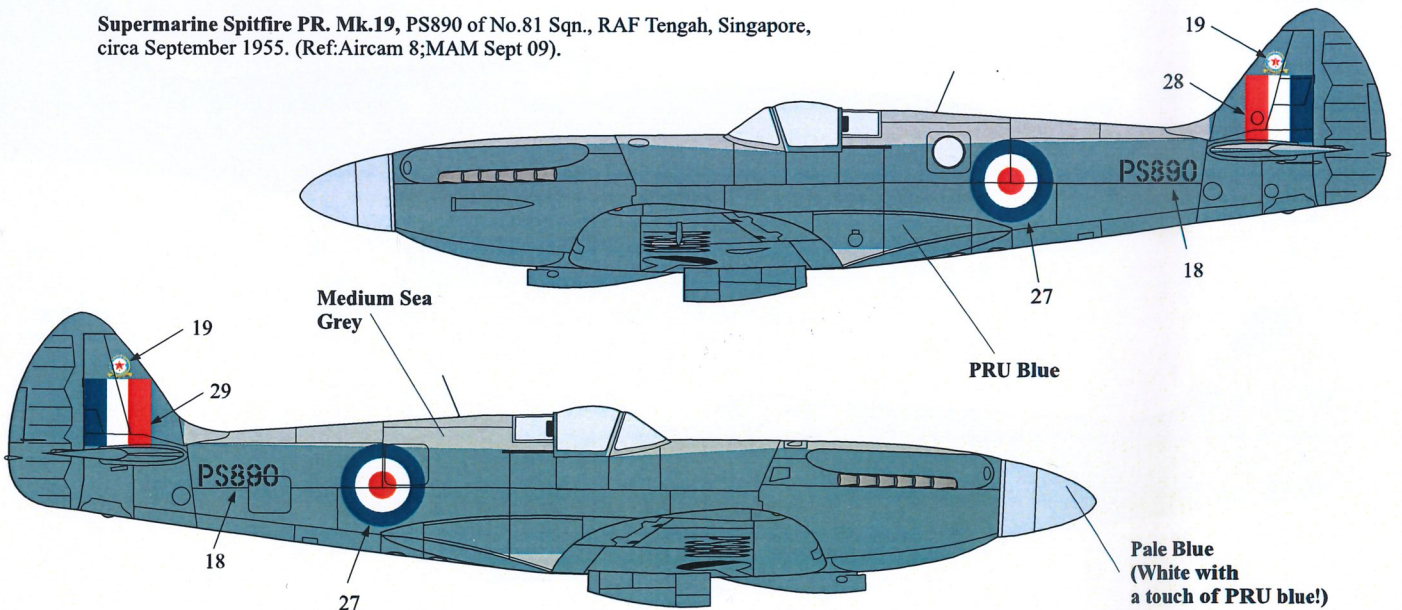
Supermarine Spitfire PR. Mk.19, PS934 WY-R of No.541 Sqn., RAF Benson, circa 1950.(Ref: MAM Sept 09;Key Spitfire P.455).



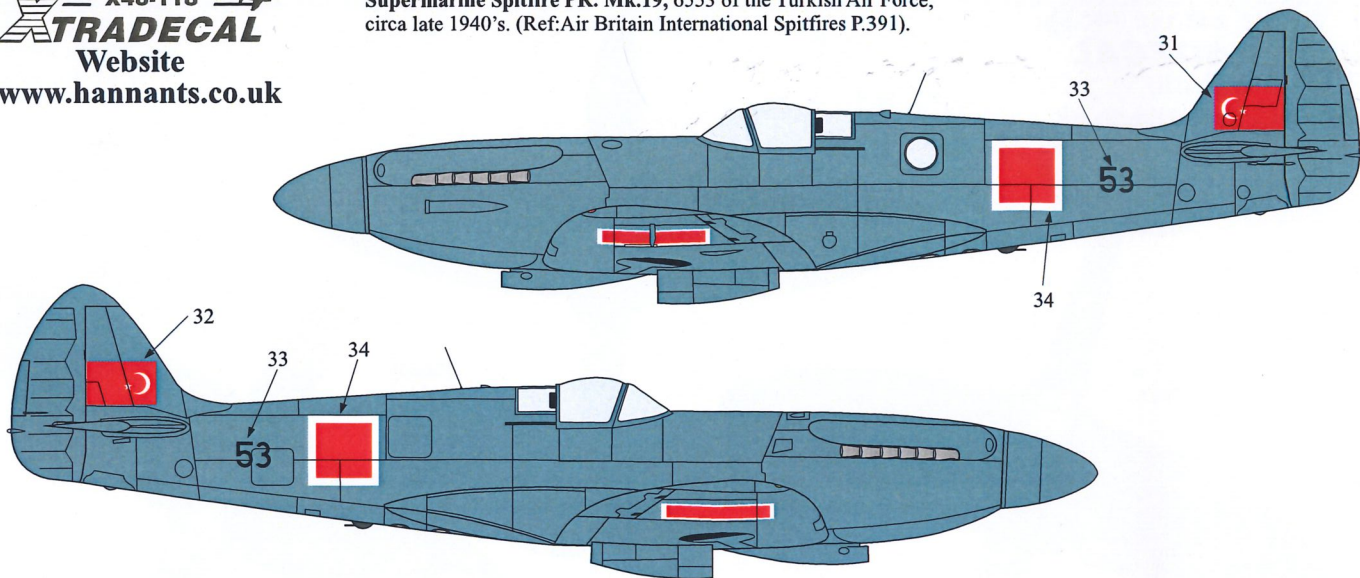
Supermarine Spitfire PR. Mk.XIX, PS887/ES-B of No.541 Sqn., RAF Benson, circa late 1945.(Ref: MAM Sept 09).



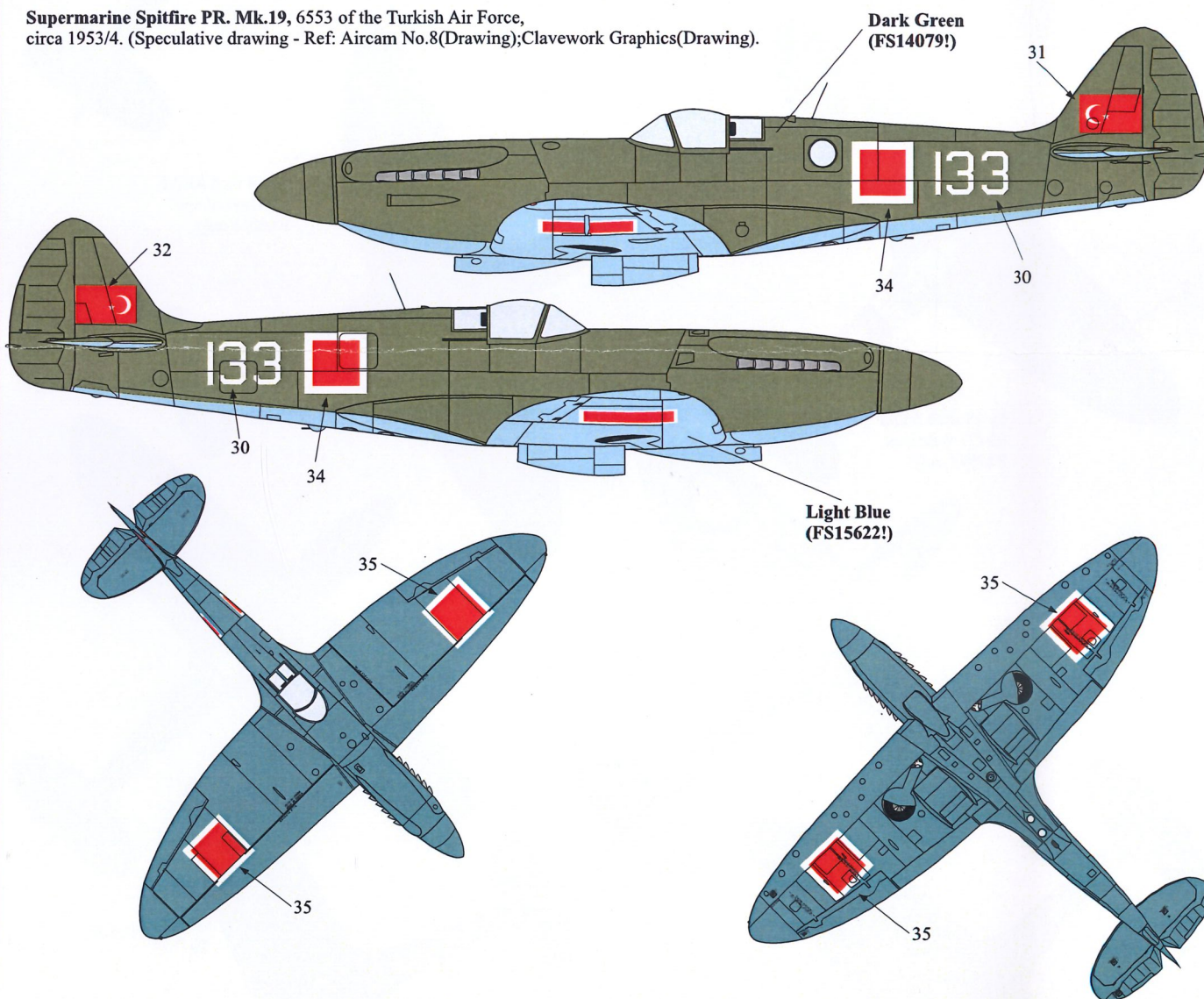
Supermarine Spitfire PR. Mk.19, PS890 of No.81 Sqn., RAF Tengah, Singapore, circa September 1955. (Ref:Aircam 8;MAM Sept 09).



Supermarine Spitfire PR. Mk.19, 6553 of the Turkish Air Force, circa late 1940's. (Ref:Air Britain International Spitfires P.391).



Supermarine Spitfire PR. Mk.19, 6553 of the Turkish Air Force, circa 1953/4. (Speculative drawing - Ref: Aircam No.8(Drawing);Clavework Graphics(Drawing).



Xtracolor Paints:

Med Sea Grey BS637
 PRU Blue BS636
 Black (Night)
 Post Office Red
 High Speed Silver
 White
 Dark Green (FS14079!)
 Light Blue (FS15622!)

Xtracrylix Paints:

X003 Med Sea Grey BS637
 X008 PRU Blue BS636
 X012 Black (Night)
 X031 Red
 X038 Silber/Silver
 X141 White
 X110 Dark Green (FS14079!)
 X149 Light Blue (FS15622!)

XA1003
 XA1008
 XA1012
 XA1014
 XA1216
 XA1141
 X11110
 Nil

Reference:

Military Aircraft Monthly, September 2009
 article by Paul Lucas.
 Aircam No.8 Spitfire Marks X11 to 24.
 Key Pub: Spitfire.
 Air Britain: Spitfire International.

