

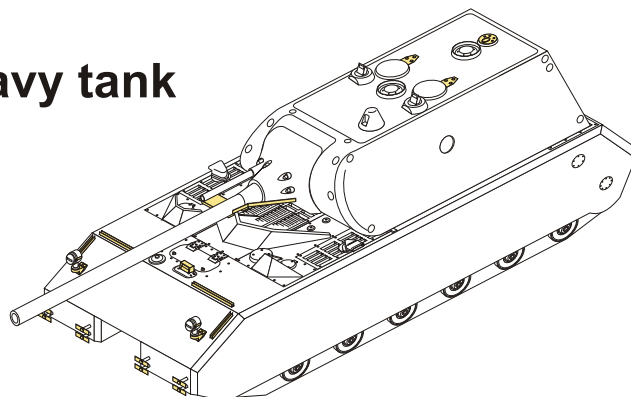

1/35 MILITARY MINIATURE VEHICLE UPGRADE SERIES PE35077










WWII German MAUS Super heavy tank


二战德军鼠式超重型坦克改造件

[For DRAGON 6007 or 9133]

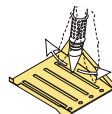
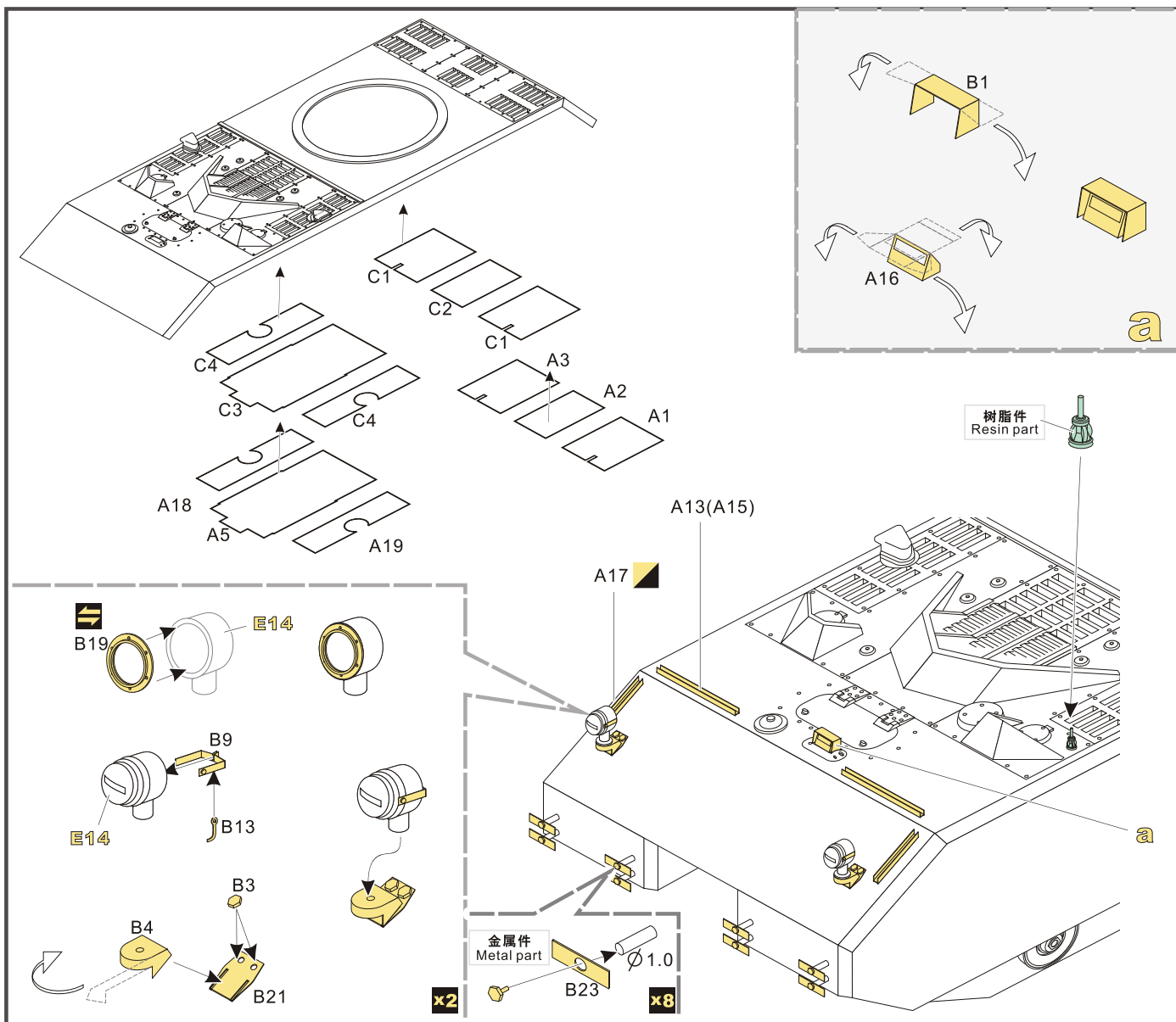
推荐使用工具 RECOMMENDED TOOLS



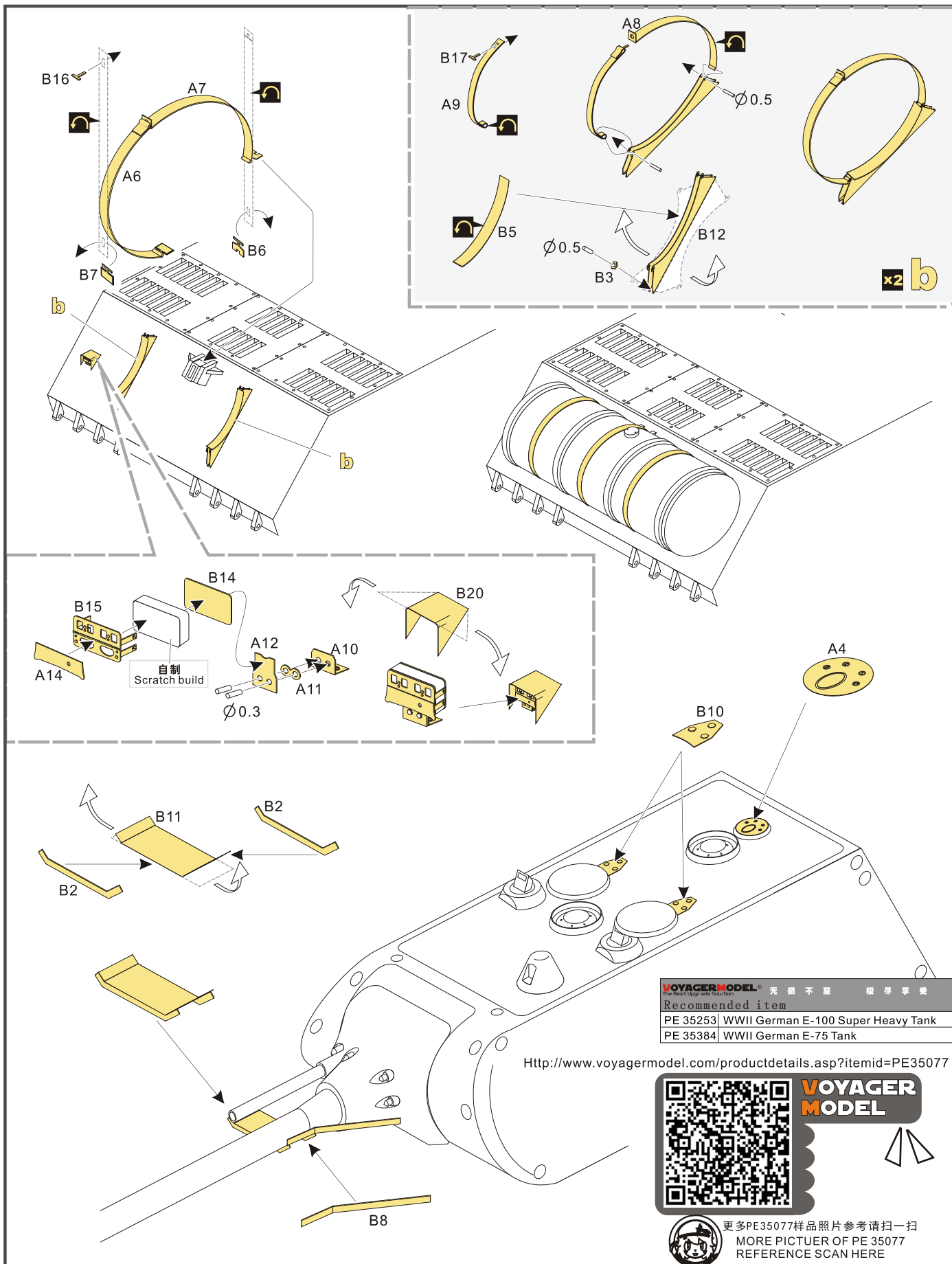
- 
 安装
install
- 
 折叠
bend
- A1**
 改造件零件编号
PE/resin part number
- B12**
 原零件编号
kit part number
- C22**
 被替换的原零件编号
replaced kit part number
- 
 另一侧相同制作
repeat on opposite side
- 
 切除
remove
- 
 打磨
grind off
- 
 弧度卷曲
radial bending
- x2**
 制作若干组
multiple assembly
- 
 选择安装
alternative
- 
 钻孔
drill
- 
 用胶棒制作
make from plastic rod


 用尖端在凹槽处冲压
use penpoint to press on the dent

蚀刻片零件内侧面向上
Put the part upside down
 用笔尖在凹槽处刺
Use penpoint to press on the dent

1/35 MILITARY MINIATURE VEHICLE UPGRADE SERIES PE35077




VOYAGERMODEL® 无微不至 极尽享受
The Best Upgrade Solution

Recommended item

PE 35253	WWII German E-100 Super Heavy Tank
PE 35384	WWII German E-75 Tank

[Http://www.voyagermodel.com/productdetails.asp?itemid=PE35077](http://www.voyagermodel.com/productdetails.asp?itemid=PE35077)



更多PE35077样品照片参考请扫一扫
MORE PICTUER OF PE 35077
REFERENCE SCAN HERE