

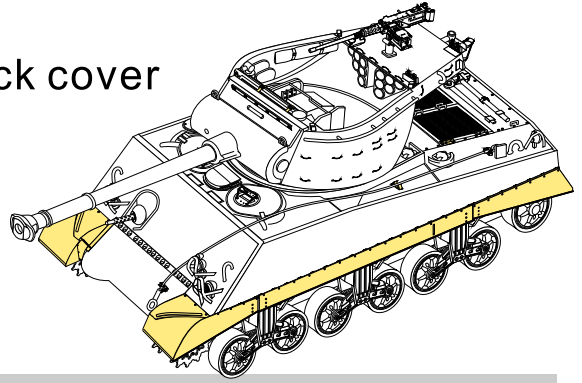

1/35 MILITARY MINIATURE VEHICLE UPGRADE SERIES PE35752

WWII U.S.Army M4A3 tank series track cover

二战美军 M4A3战车底盘用侧裙

[For ACADMY KIT]

推荐使用工具 RECOMMENDED TOOLS



Technical assistance provided by Mr.ZHONG MINGZHOU

- 安装
install
- 折叠
bend
- A1**

改造件零件编号
PE/resin part number
- B12**

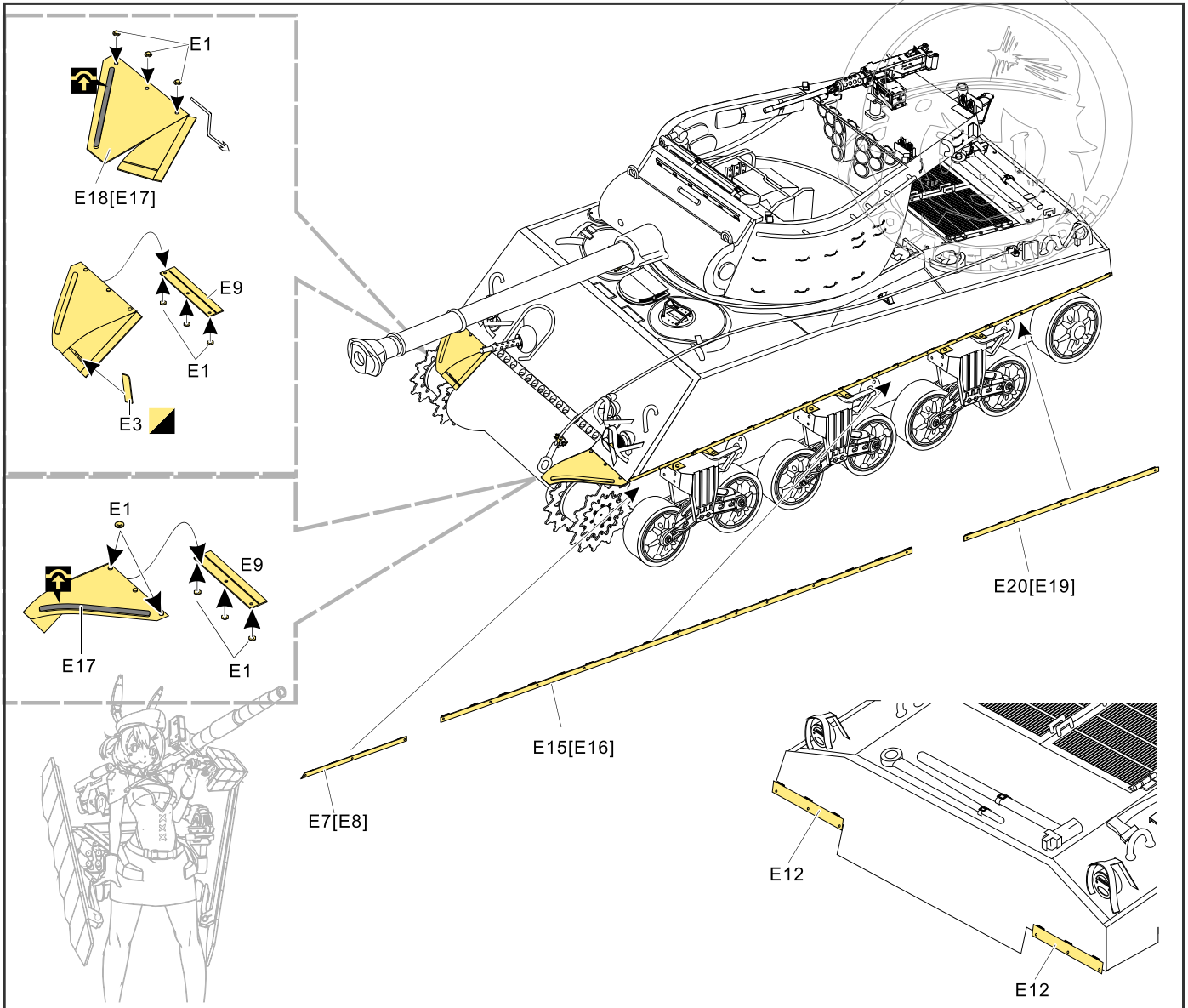
原零件编号
kit part number
- C22**

被替换的原零件编号
replaced kit part number
- 另一侧相同制作
repeat on opposite side
- 切除
remove
- 打磨
grind off
- 弧度卷曲
radial bending
- x2**

制作若干组
multiple assembly
- 选择安装
alternative
- 钻孔
drill
- 注意
caution

用尖端在凹槽处冲压
use penpoint to press on the dent

蚀刻片零件内朝面向上
Put the part upside down
用笔尖在凹槽处刺
Use penpoint to press on the dent



1/35 MILITARY MINIATURE VEHICLE UPGRADE SERIES PE35752

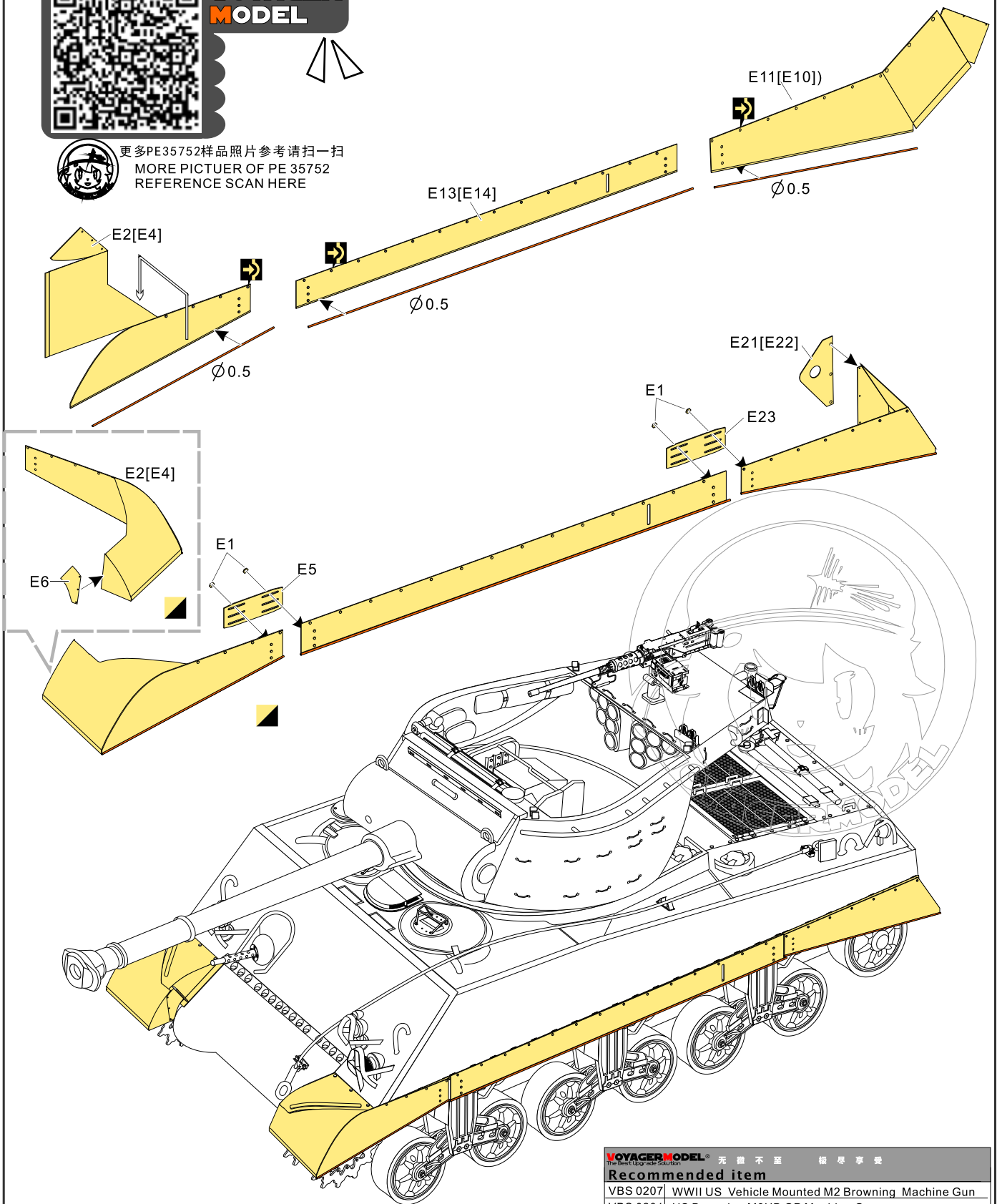
<http://www.voyagermodel.com/productdetails.asp?itemid=PE35752>



**VOYAGER
MODEL**



更多PE35752样品照片参考请扫一扫
MORE PICTUER OF PE 35752
REFERENCE SCAN HERE



VOYAGERMODEL[®] 无微不至 细节享受

Recommended item

VBS 0207	WWII US Vehicle Mounted M2 Browning Machine Gun
VBS 0201	US Browning M2HB GP Machine Gun
PEA 107	WWII US Sherman Series OVM
PE 35751	WWII U.S.Army M36B1 GMC Tank Destroyer Basic