



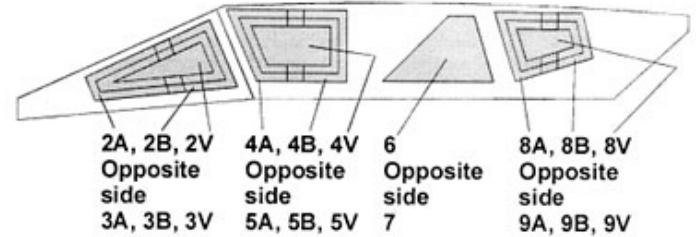
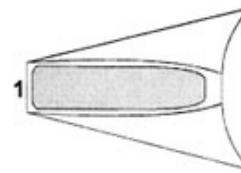
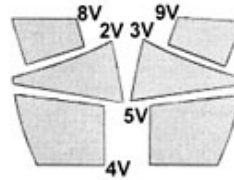
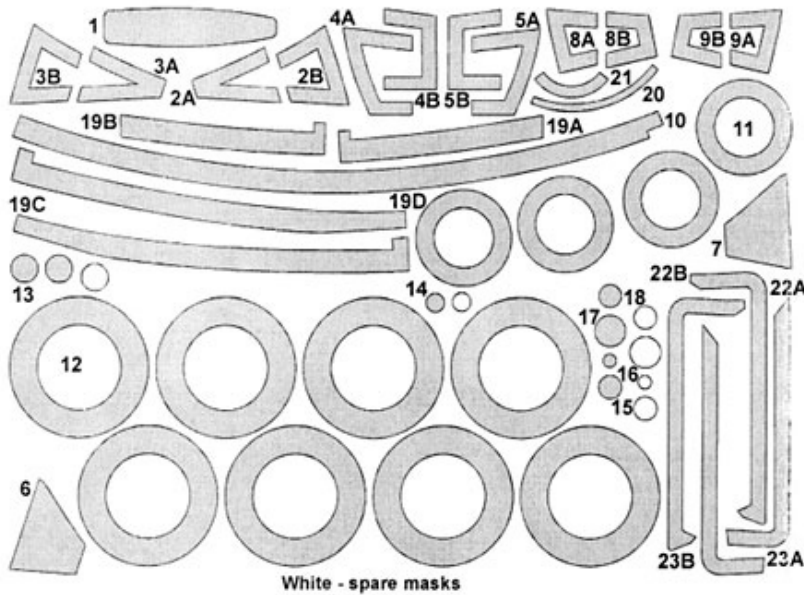
1/48 MiG-31 BM/BSM  
for AMK kit No. 88003

<http://mek.kosmo.cz/newware>

tom.nwkits@seznam.cz

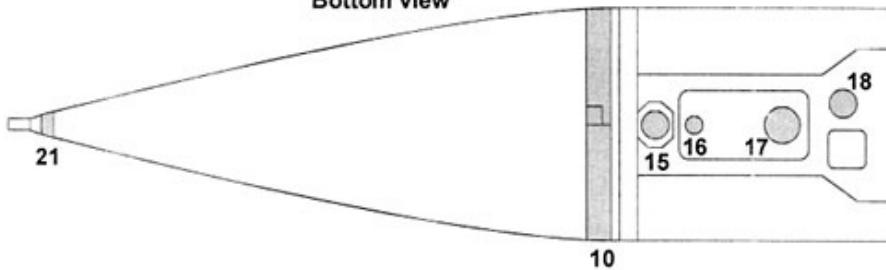
**Important:**

Let the sprayed color dry before applying masks. Remove the masks very carefully after painting.  
The set does not include masks for all areas, so mask the rest with masking tape.  
Start with mask A and continue in alphabetical order. V is used for Vinyl masks.



2A, 2B, 2V Opposite side  
3A, 3B, 3V Opposite side  
4A, 4B, 4V Opposite side  
5A, 5B, 5V Opposite side  
6 Opposite side  
7 Opposite side  
8A, 8B, 8V Opposite side  
9A, 9B, 9V Opposite side

**Bottom view**

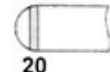


**Kit parts J3 and J5**



13

**Kit part J4**



20

**Kit part J1**



14

**Front wheels**



11 both sides

**Main wheels**



12 both sides

**Kit part I10 (For masking part I11 use masks 23A, 23B)**

