

NOTICE OF FINLAND, SWEDEN, DEN, NORWAY
 PART NUMBER NO. TABLE NUMBER NO. PARTIAL
 NUMBER NO. PARTIAL NUMBER NO. PARTIAL
 PART NUMBER DELLA FIGURA

FRONT PORTLAND COVER
 PARTIAL NO. TABLE NO. PARTIAL
 NUMBER NO. PARTIAL NUMBER NO. PARTIAL
 PARTIAL NO. TABLE NO. PARTIAL
 NUMBER NO. PARTIAL NUMBER NO. PARTIAL
 PARTIAL NO. TABLE NO. PARTIAL
 NUMBER NO. PARTIAL NUMBER NO. PARTIAL

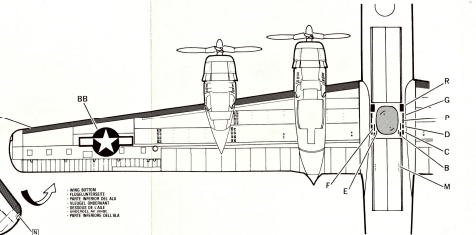


REMOVE CLEAR TAPE
 ON ALL SURFACES OF THE MODEL
 AFTER THE MODEL IS COMPLETELY
 PAINTED AND DRIED. THIS WILL
 PREVENT THE TAPE FROM
 REMOVING THE PAINT.



If you have any problems ordering this model,
 call our modeling tips hotline at:
(800) 833-3570

Every effort has been made to create and man-
 ufacture a model kit that is the finest available.
 If a part may be missing, please write to:
Monogram Models, Incorporated
 Consumer Service Department
 330 North Third Avenue
 Des Plaines, Illinois 60016

Be sure to include the kit number, part number,
 description, and your return address.



REMOVE TAPE
 AFTER THE MODEL IS
 COMPLETELY PAINTED
 AND DRIED. THIS WILL
 PREVENT THE TAPE FROM
 REMOVING THE PAINT.

MONOGRAM KIT 5706 B-29 SUPERFORTRESS

1/100 SCALE MODEL KIT 1/100 SCALE 1/48 SCALE 1/48 SCALE 1/48 SCALE 1/48 SCALE 1/48 SCALE
MONOGRAM MODELS, INC. Des Plaines, IL. Copyright © 1977, 1989. All rights reserved. Made in U.S.A. #706 M 0000

READ THIS BEFORE YOU BEGIN
 1. Read the assembly instructions carefully.
 2. Check the parts list against the contents of the kit.
 3. If a part is missing, please write to:
 Monogram Models, Inc., 330 North Third Avenue,
 Des Plaines, Illinois 60016.
 4. Do not use any other materials or tools.
 5. Use the provided glue.
 6. Do not use any other materials or tools.
 7. Use the provided glue.
 8. Do not use any other materials or tools.
 9. Use the provided glue.

LES LECTURES AVANT DE COMMENCER
 1. Lisez attentivement les instructions.
 2. Vérifiez la liste des pièces contre le contenu de la boîte.
 3. Si une pièce est manquante, écrivez à:
 Monogram Models, Inc., 330 North Third Avenue,
 Des Plaines, Illinois 60016.
 4. N'utilisez que les matériaux et les outils fournis.
 5. Utilisez la colle fournie.
 6. N'utilisez que les matériaux et les outils fournis.
 7. Utilisez la colle fournie.
 8. N'utilisez que les matériaux et les outils fournis.
 9. Utilisez la colle fournie.

ALLEGREME INSTRUZIONI
 1. Leggere attentivamente le istruzioni.
 2. Controllare l'elenco delle parti contro il contenuto della scatola.
 3. In caso di mancanza di una parte, scrivere a:
 Monogram Models, Inc., 330 North Third Avenue,
 Des Plaines, Illinois 60016.
 4. Utilizzare solo i materiali e gli strumenti forniti.
 5. Usare la colla fornita.

LES LECTURES AVANT DE COMMENCER
 1. Lisez attentivement les instructions.
 2. Vérifiez la liste des pièces contre le contenu de la boîte.
 3. Si une pièce est manquante, écrivez à:
 Monogram Models, Inc., 330 North Third Avenue,
 Des Plaines, Illinois 60016.
 4. N'utilisez que les matériaux et les outils fournis.
 5. Utilisez la colle fournie.

LEGA LECTURE DE INSTRUCIUNES
 1. Cititi atentiv instructiunile.
 2. Verificati lista pieselor impotriva continutului cutiei.
 3. In cazul lipsei unei piese, scrieti la:
 Monogram Models, Inc., 330 North Third Avenue,
 Des Plaines, Illinois 60016.
 4. Utilizati numai materialele si uneltele furnizate.
 5. Utilizati lianta furnizata.

LES LECTURES AVANT DE COMMENCER
 1. Lisez attentivement les instructions.
 2. Vérifiez la liste des pièces contre le contenu de la boîte.
 3. Si une pièce est manquante, écrivez à:
 Monogram Models, Inc., 330 North Third Avenue,
 Des Plaines, Illinois 60016.
 4. N'utilisez que les matériaux et les outils fournis.
 5. Utilisez la colle fournie.

2X **!** **⊗** **⊘**

2X Use 2X magnifying glass when gluing parts together. **!** Do not use other materials or tools. **⊗** Do not use any other materials or tools. **⊘** Do not use any other materials or tools.

A	INTERIOR UPPER	INTERIOR LOWER	INTERIOR UPPER	INTERIOR LOWER	INTERIOR UPPER	INTERIOR LOWER	INTERIOR UPPER	INTERIOR LOWER
B	FLAY BLACK	GLASS/LOSSI SPWART	NEGRS SPARCO	GLASS/LOSSI SPWART	NEGRS SPARCO	GLASS/LOSSI SPWART	NEGRS SPARCO	GLASS/LOSSI SPWART
C	BLACK	SWARZ	NEGRS	SWARZ	NEGRS	SWARZ	NEGRS	SWARZ
D	WHITE	NEGRS	BLANC	NEGRS	BLANC	NEGRS	BLANC	NEGRS
E	BROWN	BROWN	MARON	BROWN	MARON	BROWN	MARON	BROWN
F	TAN	OLIVGREEN	CAVALLI	OLIV	OLIVGREEN	CAVALLI	OLIV	OLIVGREEN
G	BLACK	SWARZ	NEGRS	SWARZ	NEGRS	SWARZ	NEGRS	SWARZ
H	SLURK GRAY	BURGER	ASHTERWOOD	OLIVGREEN	NEGRS GRAY	OLIVGREEN	VERDE OLIV GRAY	OLIV GRAY
J	LIGHT GRAY	HELLGRAY	GRIS CLARO	LIGHT GRAY	GRIS CLARO	LIGHT GRAY	GRIS CLARO	HELLGRAY
K	METALLIC	METALLIC	METALLIC	METALLIC	METALLIC	METALLIC	METALLIC	METALLIC
L	YELLOW	GELB	AMMILLO	GELB	AMMILLO	GELB	AMMILLO	GELB
M	RED	ROT	RAJO	ROJO	ROJO	RAJO	ROJO	RAJO
N	BROWN	GRAY	VERDE	GRAY	VERDE	GRAY	VERDE	GRAY

