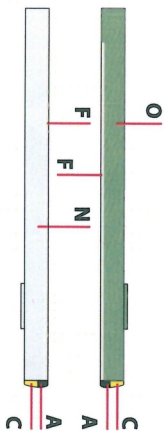
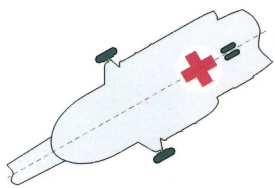
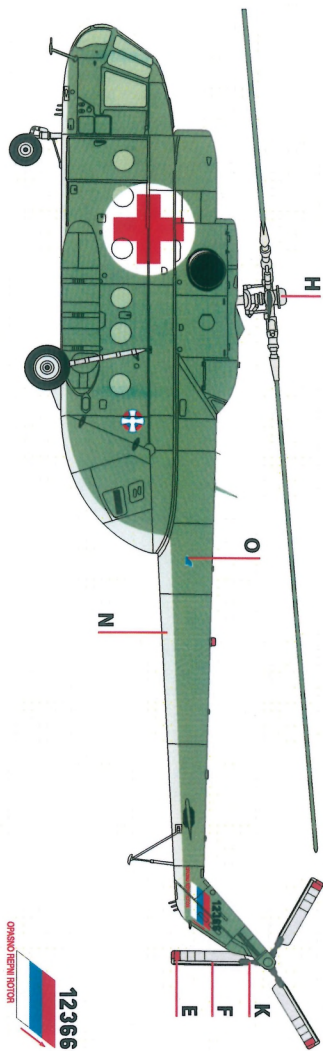


Mi-8, Serbian Air Force, 2008
 • Red crosses were later removed.



• Scrap view of rotor's upper side

• Scrap view of rotor's lower side



COLOUR GUIDE

| COLOUR | FS | HU | MM |
|------------------|-------|--------|------|
| ♦ A Black | 37038 | 33 | 1749 |
| ♦ B Medium Green | - | 80 | - |
| ♦ C Yellow | 33538 | 154 | 1708 |
| ♦ D Light Blue | 35450 | 47 | 1508 |
| ♦ E Red | 31136 | 60 | 1550 |
| ♦ F Aluminium | - | 56 | 1781 |
| ♦ G Radome Tan | 33613 | 148 | 1709 |
| ♦ H Light Grey | 36375 | 127 | 1728 |
| ♦ I Sand | - | 103 | 1768 |
| ♦ J Green | - | 102 | - |
| ♦ K Steel Grey | - | 87 | - |
| ♦ L Blue | - | 89 | - |
| ♦ M Dark Green | 14062 | 3 (88) | - |
| ♦ N Light Blue | 35526 | 65 | 1562 |
| ♦ O Dark Green | 34092 | 149 | 1764 |

- Guns and engine exhausts are gunmetal.
- All plans are in 1/144th scale.



- Apply decals only on smooth and glossy surfaces.
- Carefully cut the decal that you need from the sheet.
- Dip in clean water for about 10s.
- After that lay it over absorbent paper towel for 30s.
- Apply the setting solution to the desired area.
- Slide the decal from the paper using a soft paintbrush.
- After 5min apply the solvent solution and wait overnight.
- Wash the kit and later apply the final coat.

Sources: Lift Here! Team Archive ©2018 Lift Here! Decals

Contact e-mail: lifthereserbia@gmail.com
 For more informations visit: <http://lifthereserbia.wordpress.com>

big bugs

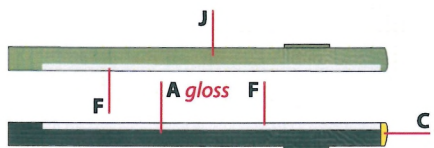
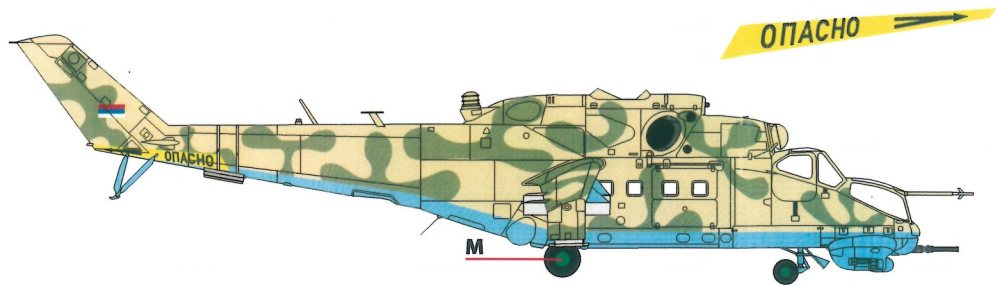
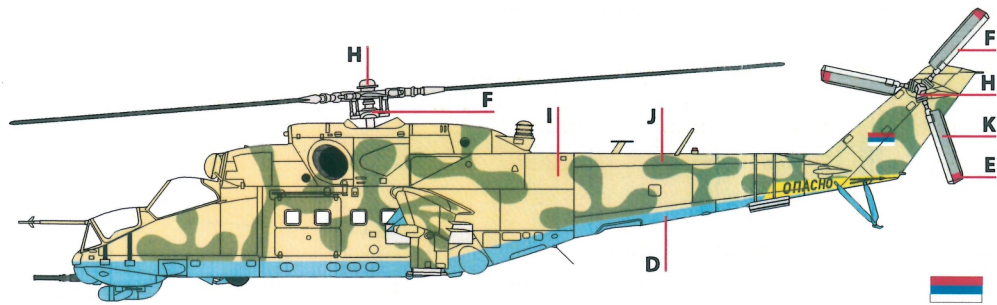
SERBIAN MIL MI-24, MI-17 & MI-8 HELICOPTERS



792-LH



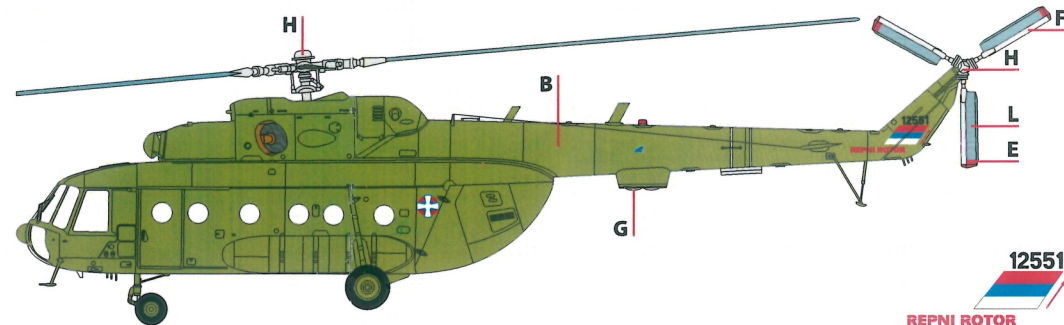
LIMITED
 1/72
 EDITION



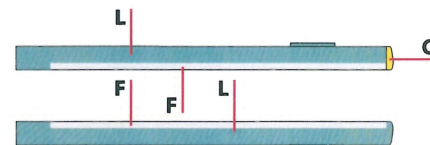
• Scrap view of rotor's upper side

• Scrap view of rotor's lower side

✈ Mi-24, Serbian State Security Department, 1998



12551
REPNI ROTOR



• Scrap view of rotor's upper side

• Scrap view of rotor's lower side

✈ Mi-17, Serbian Air Force, 2011

| | | |
|---|---|---|
| A | F | K |
| B | G | L |
| C | H | M |
| D | I | N |
| E | J | O |