



# Exhaust Detail Set For Academy 1:48th MiG-29




1. Fold Small tabs for closed position nozzle (Optional)




2. Fold main tabs



3. Round and put in place



4. Finished!



Left: Open position  
Right: Closed position

Photo-etch and instruction sheet by **Es-haq Khosravi**  
For more visit: [www.kma-modeller.com](http://www.kma-modeller.com)  
[facebook.com/kmaModeller/](https://facebook.com/kmaModeller/)  
Contact us: E-mail: [info@kma-modeller.com](mailto:info@kma-modeller.com)  
Tel: +98 936 651 6401

Khosravi Modeling Accessories **MODELLER** ©2016 All rights reserved.