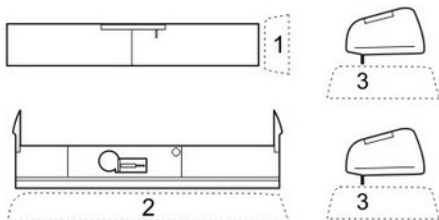


Q72 155 Fw 189A/B/V-6 1/72

Tail planes for MPM/Condor/Italeri/ Revell kit

PUR - Polyurethane parts



© CMK 2012

Díly ohnuté popř. pokroucené vlivem teplotních změn a stárnutí materiálu, mohou být narovnány do požadovaného tvaru pomocí proudu teplé vody nebo vzduchu (fén na vlasy).

Parts slightly distorted and bended owing to temperature changes or due to material ageing can be straightened to requested shape by hot water or hot air jet. (hair dryer)

This process can be repeated till result is entirely satisfactory.

K lepení použít kyanoakrylátové lepidlo!

For best result gluing use cyanoacrylate glue!

Kontaktní plochy doporučujeme před lepením odmastit

Contact areas ungrease is recommended before gluing.

Visit an official website and e-shop at

www.cmkkits.com

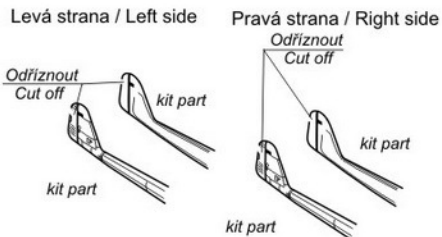


NEW CMK SETS 1/72

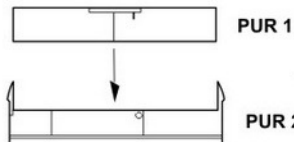
- Q72 118 P-51D Mustang - Tail planes for Tamiya kit
- Q72 119 P-51B/C Mustang - Wheels for Has./Revell kit
- Q72 120 P-51D Mustang - Corrected propeller for Has. / Tam.
- Q72 121 Canberra PR Mk.9 - Wheels seat for Airfix kit
- Q72 131 Martin B.Mk.3 Type 3CS -
Ejection seat for Canberra PR Mk.9)
- Q72 132 Canberra PR Mk.9 - Instrument panel for Airf. kit
- Q72 133 AH-64A - Seats for Academy kit
- Q72 139 MG 15 Magazines for WW II German Guns (28 pcs)
- Q72 146 Wirraway / Boomerang - Main wheels for S. Hobby
- Q72 147 Flamant 312/315 - Main wheels for Azur kit

CMK, Mezilesí 718, CZ - Praha 9, 193 00, e-mail: cmk@mpm.cz

1. Úprava dílů stavěbnice / Kit parts Adjustment



2. Sestavení vodorovné ocasní plochy Horizontal stabilizer assembly



Stavbu dokončete dle
stavěbního návodu
Finish construction according
to instructions

3. Sestavení trupu / Fuselage assembly

