

may or may not include a visible line

Diagram #1

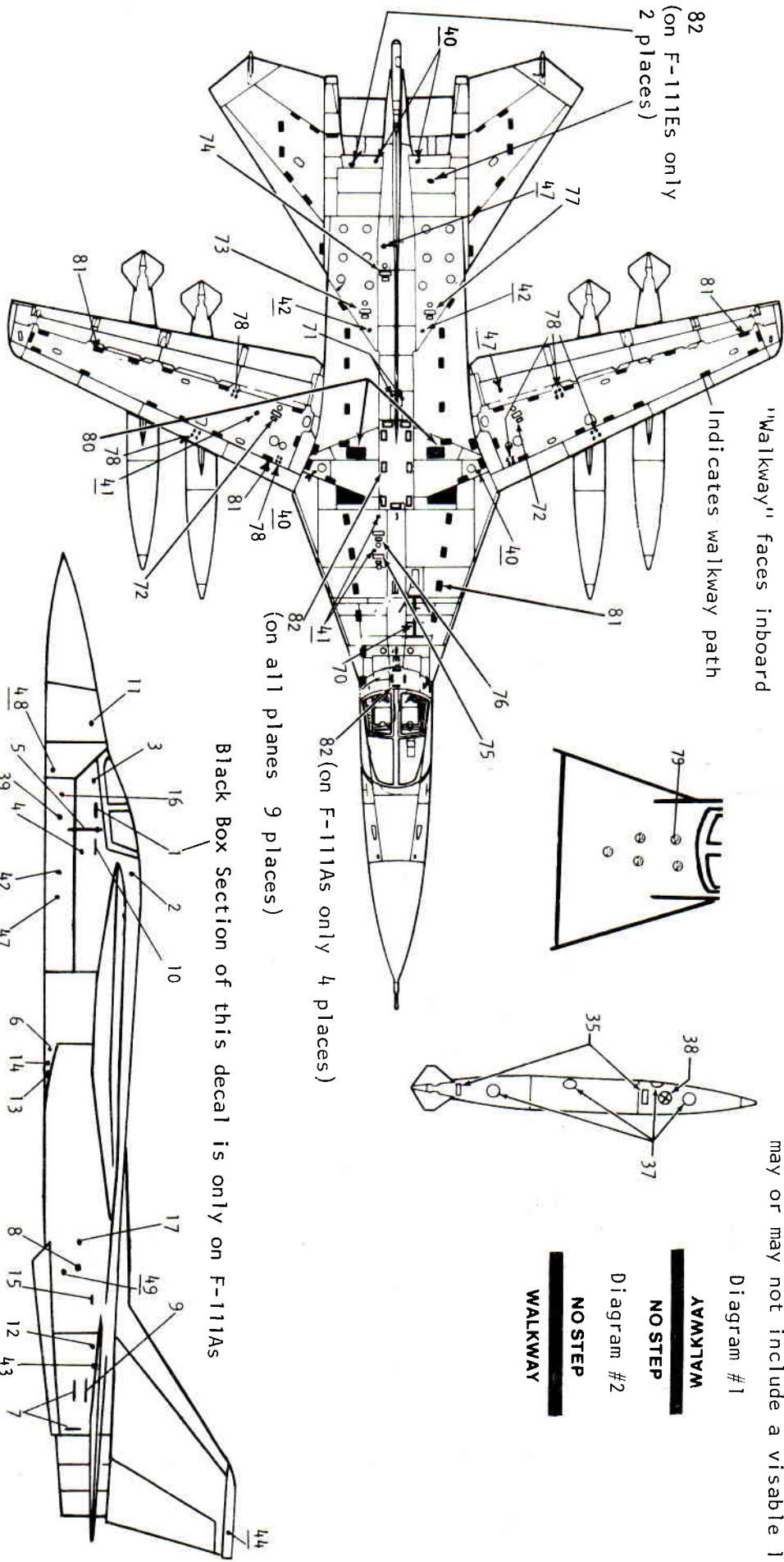
**AWMKTVM**

**NO STEP**

Diagram #2

**NO STEP**

**WALKWAY**



"Walkway" faces inboard

Indicates walkway path

82  
(on F-111Es only  
2 places)

82 (on all planes 9 places)  
82 (on F-111As only 4 places)

Black Box Section of this decal is only on F-111As

Upper View

Special Notes for F-111As

80-Serial # 65-5701 thru 66-012

81&83-Serial #65-5706 thru 67-114 Refer to Diagram #1

81&83-Serial #65-5707 thru 65-5707 Refer to Diagram #2

Notes:

71 - FB-111As Only

79, 80 - F-111As Only

Port Side

Special Notes for F-111As:

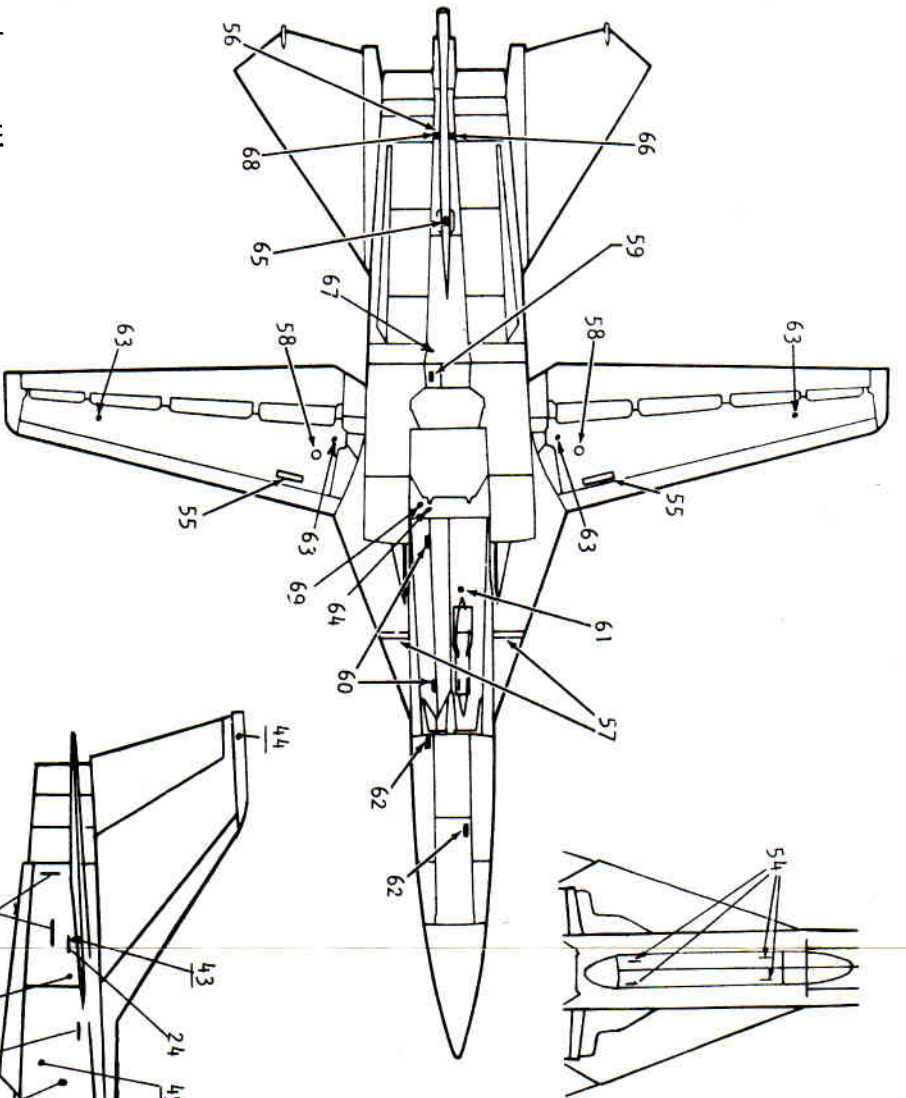
10-Serial #65-5701 thru 66-015

7-Relocated to Aft Engine door on Serial #65-7501 thru 66-012

Notes:

12, 15 - EF-111As Only

5 - F-111As & FB-111As only



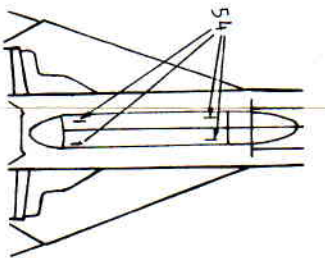
Lower View

Special Notes For F-111As

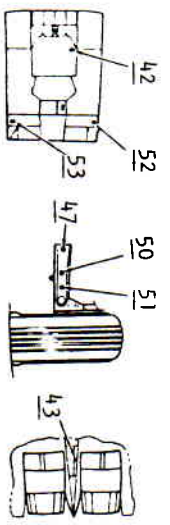
- 56-Serial #66-013 thru 67-114
- 57-Serial #65-5701 thru 67-083
- 62-Serial #65-5701 thru 67-114
- 62-Serial #67-058 thru 67-114
- 66-Serial #65-5701 thru 66-012

Notes:

- 63, 64, 67 - FB-111As Only
- 54 - EF-111As Only
- 57 - F-111As Only
- 59, 61 - F-111As & F-111Es Only
- 60 - F-111As & FB-111As Only
- 62 - F-111As (2 only)
- 62 - FB-111A (1 only)



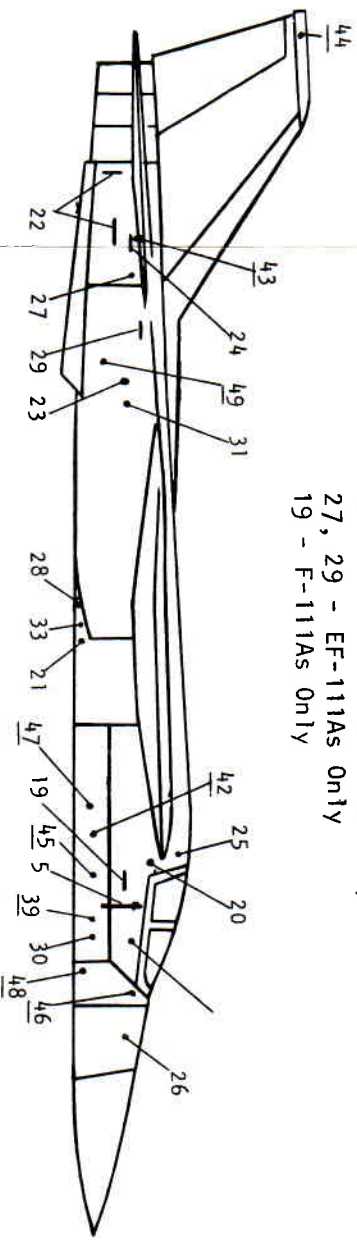
Starboard Side



Special Notes for F-111As  
 22-Relocated to Aft Engine door on Serial  
 #65-7501 thru 66-012

Notes:

- 5 - F-111As & FB-111As Only
- 27, 29 - EF-111As Only
- 19 - F-111As Only



Markings shown represent a complete factory marking scheme. They may or may not pertain to all aircraft. To be completely accurate the modeler should consult his or her own information.

Underlined numbers refer to Nato Symbol.