

F-104 G Starfighter

Unter Piloten gilt der Starfighter als Lady, - schön, elegant, aber eben auch etwas kapriziös. Sie verlangt die volle Aufmerksamkeit vom Piloten, entschädigt dafür aber mit atemberaubenden Leistungen. Die Einführung des Starfighters bei der Bundesluftwaffe 1962 war für alle Beteiligten so etwas wie eine Quantensprung, da in kurzer Zeit die Erfahrungen einer großen Flugzeugentwicklung nachgeholt werden mussten. Die Flugleistungen des Starfighters wären auch in der heutigen Zeit noch außergewöhnlich; Steigleistung vom Boden bis auf 13.594 m in nur 4 Minuten und 22 Sekunden; Beschleunigung mit 2 Sidewinder an der Tragfläche. In 10.668 m Flughöhe von 880 km/h auf 2.100 km/h in knapp 4 Minuten, maximale Steigleistung 243,8 m pro Sekunde. Nach 25 Einsatzjahren wurde der Starfighter im 23. Oktober 1987 verabschiedet. Besonders in den letzten Dienstjahren erhielten einige F-104G für besondere Anlässe Sonderanstriche, die das Herz höher schlagen lassen. Über viele Jahre hinweg galt die F-104 als Rückgrat der NATO-Luftstreitkräfte. Auch die Niederländische Luftwaffe hatte 138 Maschinen im Bestand.

F-104 G Starfighter

Pilots call the Starfighter a lady – good-looking, elegant, but also a bit impulsive. It demands all of a pilot's attention but can do so much that it's well worth it. When the German Luftwaffe introduced the Starfighter in 1962, it was a big leap for all concerned, since they had to catch up with a great deal of aircraft development in such a short time. Even today the capabilities of the Starfighter would be considered admirable; it climbs from ground level to 13,594 metres in only four minutes and 22 seconds; even with two Sidewinders on its wings, it can accelerate from 880 km/h to 2100 km/h in less than four minutes at a height of 10,668 metres; and its maximum rate of climb is 243.8 metres per second. After 25 years of service, the Starfighter was phased out in October 1987. Especially in its later years, some of the F-104Gs sported distinctive markings to commemorate special occasions. For many years the F-104 was the backbone of NATO's air power. The Dutch Air Force also had 138 planes in its inventory.

Verwendete Symbole / Used Symbols

Bitte beachten Sie folgende Symbole, die in den nachfolgenden Baustufen verwendet werden.

Veuillez noter les symboles indiqués ci-dessous, qui sont utilisés dans les étapes suivantes du montage.

Sirvance tener en cuenta los símbolos facilitados a continuación, a utilizar en las siguientes fases de construcción.

Si prega di fare attenzione ai seguenti simboli che vengono usati nei susseguenti stadi di costruzione.

Huomioi seuraavat symbolit, joita käytetään seuraavissa kokoamisvaiheissa.

Legg merke til symbolene som benyttes i monteringsrinnene som følger.

Proszę zwracać na następujące symbole, które są użyte w poniższych etapach montażowych.

Daha sonraki montaj basamaklarında kullanılacak olan, aşağıdaki sembollere lütfen dikkat edin.

Kérjük, hogy a következő szimbólumokat, melyek az alábbi építési fokokban alkalmazásra kerülnek, vegyétek figyelembe.

Please note the following symbols, which are used in the following construction stages.

Neem a.u.b. de volgende symbolen in acht, die in de onderstaande bouwfasen worden gebruikt.

Por favor, preste atenção aos símbolos que seguem pois os mesmos serão usados nas próximas etapas de montagem.

Observe: Nedanstående piktogram används i de följande arbetsmomenten.

Læg venligst mærke til følgende symboler, som benyttes i de følgende byggetræ.

Покалуйста, обратите внимание на следующие символы, которые используются в последующих операциях сборки.

Παρακάτω προσέξτε τα παρακάτω σύμβολα, τα οποία χρησιμοποιούνται στις παρακάτω βαθμίδες συναρμολόγησης.

Dbejte prosím na dále uvedené symboly, které se používají v následujících konstrukčních stupních.

Prosimo za Vašu pozornost na sledeće simbole ki se uporabljajo v naslednjih korakih gradbe.



Abziehbild in Wasser einweichen und anbringen
Soak and apply decals
Mouillier et appliquer les décalcomanies
Transfer in water even laten wiken en aanbrengen
Remojir y aplicar las calcomanías
Pôr de molho em água e aplicar o decalque
Immergere in acqua ed applicare decalcomanie
Blöt och fäst dekalerna
Kostuta siirrokuvaa vedessä ja aseta paikalleen
Fukt motivet i varmt vann og fôr det over på modellen
Dypp bildet i vann og sett det på
Переводную картинку намочить и нанести
Zmiękczyć kalkomanie w wodzie a następnie nakleić
Βουτήξτε τη χαλκομανία στο νερό και τοποθετήστε την
Çi kartmayı suda yumuşatın ve koyun
Obtisk namočite ve vodě a umistit
a matricát vízben beáztatni és felhelyezni
Preslikač potopiti v vodo in zatem nanašati



Kleben
Glue
Coller
Lijmen
Engomar
Colar
Incollare
Limmas
Limmaa
Limes
Lim
Клеить
Przykleić
κόλλημα
Yapıştırma
Lepeni
ragasztani
Lepiti



Nicht kleben
Don't glue
Ne pas coller
Niet lijmen
No engomar
No engomar
Não colar
Non incollare
Limmas ej
Älä limmaa
Skal IKKE limes
Ikke lim
Не клеить
Nie przyklejać
μη κολλάτε
Yapıştırmayın
Nepelít
nem szabad ragasztani
Ne lepiti



Wahlweise
Optional
Facultatif
Naar keuze
No engomar
Alternado
Facultativo
Valgfritt
Valitoehtoisesti
Valgfritt
Valgfritt
Ha valbor
Do wyboru
εναλλακτικά
Seçmeli
Voliteľné
tetszés szerint
način izbire



Anzahl der Arbeitsgänge
Number of working steps
Nombre d'étapes de travail
Het aantal bouwstappen
Número de operaciones de trabajo
Número de etapas de trabalho
Numero di passaggi
Antal arbetsmoment
Työvaiheiden lukumäärä
Antall arbeidsstrinn
Antall arbeidsstrinn
Kolichestvo operacij
Liczba operacji
ο αριθμός των εργασιών
İş safhalarının sayısı
Počet pracovních operací
a munkafolyamatok száma
Številka koraka montaže



Klebeband
Adhesive tape
Dévidoir de ruban adhésif
Plakband
Cinta adhesiva
Fita adesiva
Nastro adesivo
Tejp
Teippi
Tape
Tape
Клейкая лента
Tašma klejása
κολλητική ταινία
Yapıştırma bandı
άδαυόυόυόυόυό
Táðá ò "òðá"ñ



Klarsichtteile
Clear parts
Pièces transparentes
Limpiaar las piezas
Peça transparente
Parte transparente
Genomsiktliga detaljer
Lápinákyvát osat
Glassklare deler
Gjennomsiktige deler
Προзрачные детали
Elementy przezroczyste
διαφανή εξαρτήματα
Şeffaf parçalar
Průzračné díly
átátszó alkatrészek
Deli ki se jasno vide



Gleichen Vorgang auf der gegenüberliegenden Seite wiederholen
Repeat same procedure on opposite side
Opérer de la même façon sur l'autre face
Dezelfde handeling herhalen aan de tegenoverliggende kant
Realizar el mismo procedimiento en el lado opuesto
Repetir o mesmo procedimento utilizado no lado oposto
Stessa procedura sul lato opposto
Upprepa proceduren på motsatta sidan
Toista sama toimenpide kuten viereisellä sivulla
Gjenta prosedyren for den motsatte siden
Gjenta prosedyren på siden tværs overfor
Повторить такую же операцию на противоположной стороне
Taki sam zabieg czynności powtórzyc na stronie przeciwnej
Επανάλαβετε την ίδια διαδικασία στην απέναντι πλευρά
Aynı işlemleri karşı tarafta tekrarlayın
Stejný postup zopakovat na protilehlé straně
ugyanazt a folymatot a szemben található oldalán megismételni
Isti postopek ponoviti in na suprotni strani



Abbildung zusammengesetzter Teile
Illustration of assembled parts
Figure représentant les pièces assemblées
Afbeelding van samengevoegde onderdelen
Ilustración piezas ensambladas
Figura representando peças encaixadas
Ilustrazione delle parti assemblate
Bildet visar dalarna hopsatta
Kuva yhteenliitetyistä osista
Illustrasjonen viser de sammensatte delene
Illustrasjon, sammensatte deler
Изображение смонтированных деталей
Rysunek złożonych części
απεικόνιση των συναρμολογημένων εξαρτημάτων
Birleştilen parçaların şekli
Zobrazení sestavených dílů
összeállított alkatrészek ábrája
Silika slopljenega dela



Mit einem Messer abtrennen
Detach with knife
Détacher au couteau
Met een mesje afsnijden
Separarlo con un cuchillo
Separar utilizando uma faca
Staccare col coltello
Skär loss med kniv
Irrota veitsellä
Adskilles med en kniv
Skjær av med en kniv
Отделить ножом
Odciać nożem
διαχωρίστε με ένα μαχαίρι
Bir bıçak ile kesin
Oddělit pomocí nože
kés segítségével leválasztani
Oddeilit z nożem



Loch bohren
Make a hole
Faire un trou
Maak een gat
Practicar un taladro
Perfurar
Fare un foro
Poraa reikä
Der bores et hul
Bor hull
Просверлить отверстие
wywiercić otwór
ανοίξτε τρύπα
Delik açın
Vyvrtat díru
lyukat fúrni
Narediti lukinjo



Entfernen
Remove
Détacher
Verwijderen
Sacar
Retirar
Eliminare
Tag loss
Poista
Fjernes
Fjern
Удалить
Usunąć
απομακρύνετε
Temizleyin
Odstranit
eltávolítani
Ostraniti



Bauteile trocknen lassen
Allow the parts to dry
Laisser sécher les pièces
Onderdelen laten drogen
Dejar secar las piezas
Deixar secar os componentes
Far asciugarsi i componenti
Anna osien kuivua
La delene tørke
Lad komponenterne tørre
Låt byggdelarna torka
Дать деталям высохнуть
Czesci pozostawic do wyschniecia
Αφήστε τα μέρη να στεγνώσουν
Yapı parçalarını kurumaya bırakınız
Alkatrészeket hagyja száradni
Jednotlivé díly nechte zaschnout
Pustite dá sestavni deli posušijo

Benötigte Farben / Used Colors

Benötigte Farben
Required colours

Peintures nécessaires
Benötigte kleuren

Pinturas necesarias
Tintas necessárias

Colori necessari
Använda färger

Tarvittavat värit
Du trenger følgende farger

Nødvendige farver
Необходимые краски

Potrzebne kolory
Απαιτούμενα χρώματα

Gerekli renkler
Potřebné barvy

Szükséges színek
Potrebne barve

A

weiß, matt 5
white, matt
blanc, mat
wit, mat
blanco, mate
branco, fosco
bianco, opaco
vit, matt
valkoinen, himmeä
hvid, mat
hvit, matt
Белый, матовый
biały, matowy
Λευκό, ματ
beyaz, mat
bílá, matná
fehér, matt
bela, mat

B

anthrazit, matt 9
anthracite grey, matt
anthracite, mat
antraciet, mat
antracita, mate
antracite, fosco
antracite, opaco
antracit, matt
antrasitti, himmeä
koksgrå, mat
antrasitt, matt
антрацит, матовый
antracyt, matowy
ανθρακί, ματ
antrasi, mat
antracit, matná
antracit, matt
tanno siva, mat

C

karminrot, matt 36
carmin red, matt
rouge carmin, mat
karmijnrood, mat
carmin, mate
vermelho carmin, fosco
rosso carminio, opaco
karmínröd, matt
karmiinipunainen, himmeä
karmínröd, mat
karmínröd, matt
красный кармин, матовый
karmínový, matowy
κόκκινο δαίηδό, ματ
lái rengi, mat
krbové červená, matná
kárminpiros, matt
šminka rdeča, mat

D

gelb, matt 15
yellow, matt
jaune, mat
geel, mat
amarillo, mate
amarelo, fosco
giallo, opaco
gul, matt
keltainen, himmeä
gul, mat
gul, matt
желтый, матовый
žółty, matowy
κίτρινο, ματ
sari, mat
žlutá, matná
sárga, matt
rumena, mat

E

aluminium, metallic 99
aluminium, metallic
aluminium, métallique
aluminium, metallic
aluminio, metalizado
aluminio, metálico
alluminio, metallic
alumiini, metalliikko
aluminium, metallak
aluminium, metallic
алюминиевый, металл
aluminium, metaliczny
αλουμίνιο, μεταλλικό
aluminium, metalik
hliníková, metaliza
aluminium, metall
aluminium, metalik

F

bronzegrün, matt 65
bronz green, matt
vert bronze, mat
bronzegroen, mat
verde broncheo, mate
verde bronze, fosco
verde bronzo, opaco
bronzgrön, matt
pronssinvihreä, himmeä
bronzegrün, mat
bronzegrün, matt
бронзово-зеленый, матовый
brązowozielony, matowy
πράσινο μπρούτζου, ματ
bronz yeşili, mat
bronzové zelená, matná
bronzöld, matt
bronzá zelena, mat

G

Hellgrau, matt 76
Light grey, matt
Gris clair, mat
Lichtgrijs, mat
Gris claro, mate
Cinzeno-chiaro, mate
Grigio chiaro, opaco
Ljusgrå, matt
Valeanharmaa, matta
Lysegrå, mat
Lysegrå, matt
Светло-серый, матовый
Jasnoszary, matowy
Γκρι ανοιχτό, ματ
Açık gri, mat
Világosszürke, matt
Světle šedivá, matná
Svetlosiva, brez leska

H

Ferrari-Rot, glanzend 34
Ferrari red, gloss
rouge Ferrari, brillant
Ferrari rood, glansend
rojo Ferrari, brillante
vermelho Ferrari, brilhante
rosso Ferrari, lucente
Ferrarirod, blank
Ferrari-punainen, kiiltävä
Ferrari-rod, skinnende
Ferrari-rod, blank
Феррари-красный, блестящий
szerwień ferrari, błyszczący
κόκκινο της φερία, γυαλιστερό
Ferrari kırmizisi, parlak
červená Ferrari, lesklá
Ferrari-piros, fényes
ferari rdeča, bleskajoča

I

weiß, seidenmatt 301
white, silky-matt
blanc, satiné mat
wit, zijdemat
blanco, mate seda
branco, fosco sedoso
bianco, opaco seta
vit, sidenmatt
valkoinen, silkinhimeä
hvid, silkematt
hvit, silkematt
Белый, шелковисто-матовый
biały, jedwabisto-matowy
Λευκό, μεταξωτό ματ
beyaz, ipek mat
bílá, hedvábně matná
fehér, selyemmatt
bela, svila mat

J

eisen, metallic 91
steel, metallic
coloris fer, métallique
ijzerkleurig, metallic
ferroso, metalizado
ferro, metálico
ferro, metallico
järnårg, metallic
teräksenvärinen, metalliikko
jern, metallak
jern, metallic
стальной, металл
żelazo, metaliczny
σιδηρού, μεταλλικό
demir, metalik
železná, metaliza
vas, metall
železna, metalik

K

schwarz, matt 8
black, matt
noir, mat
zwart, mat
negro, mate
preto, fosco
negro, opaco
svart, matt
musta, himmeä
sort, mat
sort, matt
черный, матовый
czarny, matowy
μαύρο, ματ
siyah, mat
černá, matná
fekete, matt
črna, mat

L

grüngrau, matt 67
greenish grey, matt
gris vert, mat
groengrijs, mat
gris verdoso, mate
cinzeno verde, fosco
grigio verde, opaco
grüngrå, matt
vihreänharmaa, himmeä
grøngrå, mat
sero-зеленый, матовый
zielonoszary, matowy
γκριζοπράσινο, ματ
yeşil gri, mat
zelenošedá, matná
zöldesszürke, matt
zeleno siva, mat

M

khakibraun, matt 66
olive brown, matt
gris khaki, mat
brun khaki, mat
khakibruin, mat
caqui, mate
castanho caqui, fosco
marone cachi, opaco
kaki-brun, matt
khakruskea, himmeä
khakibrun, mat
khakibrun, matt
коричневый "хаки", матовый
brązowy khaki, matowy
καφε-γκάκι, ματ
haki renkli, mat
hnědá khaki, matná
kekibarna, matt
kaki ijava, mat

75 %

N

eisen, metallic 91
steel, metallic
coloris fer, métallique
ijzerkleurig, metallic
ferroso, metalizado
ferro, metálico
ferro, metallico
järnårg, metallic
teräksenvärinen, metalliikko
jern, metallak
jern, metallic
стальной, металл
żelazo, metaliczny
σιδηρού, μεταλλικό
demir, metalik
železná, metaliza
vas, metall
železna, metalik

25 %

+

lederbraun, matt 64
leather brown, matt
brun cuir, mat
lederbruin, mat
marrón cuero, mate
castanho couro, fosco
marone cuoio, opaco
lederbrun, mat
nahkuruskea, himmeä
lederbrun, mat
larbrun, matt
коричневая кожа, матовый
brunatny jak skóra, matowy
καφέ δερματός, ματ
deri kahverengi, mat
kožené hnědá, matná
börbarna, matt
koža ijava, mat

90 %

O

weiß, seidenmatt 301
white, silky-matt
blanc, satiné mat
wit, zijdemat
blanco, mate seda
branco, fosco sedoso
bianco, opaco seta
vit, sidenmatt
valkoinen, silkinhimeä
hvid, silkematt
hvit, silkematt
Белый, шелковисто-матовый
biały, jedwabisto-matowy
Λευκό, μεταξωτό ματ
beyaz, ipek mat
bílá, hedvábně matná
fehér, selyemmatt
bela, svila mat

+

10 %

lufthansa-blau, seidenmatt 350
"Lufthansa" blue, silky-matt
bleu "Lufthansa", satiné mat
Lufthansa blauw, zijdemat
azul Lufthansa, mate seda
azul Lufthansa, fosco sedoso
blu Lufthansa, opaco seta
Lufthansa-blå, sidenmatt
Lufthansa-sininen, silkinhimeä
Lufthansa-blå, silkematt
Lufthansa-blå, silkematt
синий "люфтганза", шелк-матовый
nieb-Lufthansa, jedwabisto-matowy
μπλε α'ω'ω'α'ω'α', μεταξωτό ματ
lufthansa mavişi, ipek mat
modrá Lufthansa, hedvábně matná
Lufthansa-kék, selyemmatt
lufthansa plava, svila mat

P

beige, seidenmatt 314
beige, silky-matt
beige, satiné mat
beige, zijdemat
beige, mate seda
beige, fosco sedoso
beige, opaco seta
beige, sidenmatt
beige, silkinhimeä
beige, silkematt
beige, silkematt
бежевый, шелковисто-матовый
beżowy, jedwabisto-matowy
μπεζ, μεταξωτό ματ
bej, ipek mat
béžová, hedvábně matná
bežs, selyemmatt
slonova kost, svila mat

50 %

Q

lufthansa-blau, seidenmatt 350
"Lufthansa" blue, silky-matt
bleu "Lufthansa", satiné mat
Lufthansa blauw, zijdemat
azul Lufthansa, mate seda
azul Lufthansa, fosco sedoso
blu Lufthansa, opaco seta
Lufthansa-blå, sidenmatt
Lufthansa-sininen, silkinhimeä
Lufthansa-blå, silkematt
Lufthansa-blå, silkematt
синий "люфтганза", шелк-матовый
nieb-Lufthansa, jedwabisto-matowy
μπλε α'ω'ω'α'ω'α', μεταξωτό ματ
lufthansa mavişi, ipek mat
modrá Lufthansa, hedvábně matná
Lufthansa-kék, selyemmatt
lufthansa plava, svila mat

+

50 %

weiß, seidenmatt 301
white, silky-matt
blanc, satiné mat
wit, zijdemat
blanco, mate seda
branco, fosco sedoso
bianco, opaco seta
vit, sidenmatt
valkoinen, silkinhimeä
hvid, silkematt
hvit, silkematt
Белый, шелковисто-матовый
biały, jedwabisto-matowy
Λευκό, μεταξωτό ματ
beyaz, ipek mat
bílá, hedvábně matná
fehér, selyemmatt
bela, svila mat

S

Gelboliv, matt 42
Yellow olive, matt
Olive jaunâtre, mat
Geelolijf, mat
Amarillo oliva, mate
Amarelo-oliva, mate
Giallo oliva, opaco
Guloliv, matt
Oliivinkeltainen, matta
Gul oliven, mat
Guloliven, matt
Желто-оливковый, матовый
Oliwkowożółty, matowy
Κίτρινο λαδί, ματ
Sarı zeytin yeşili, mat
Sárgás olajzöld, matt
Žlutoolivová, matná
Rumenoolivna, brez leska

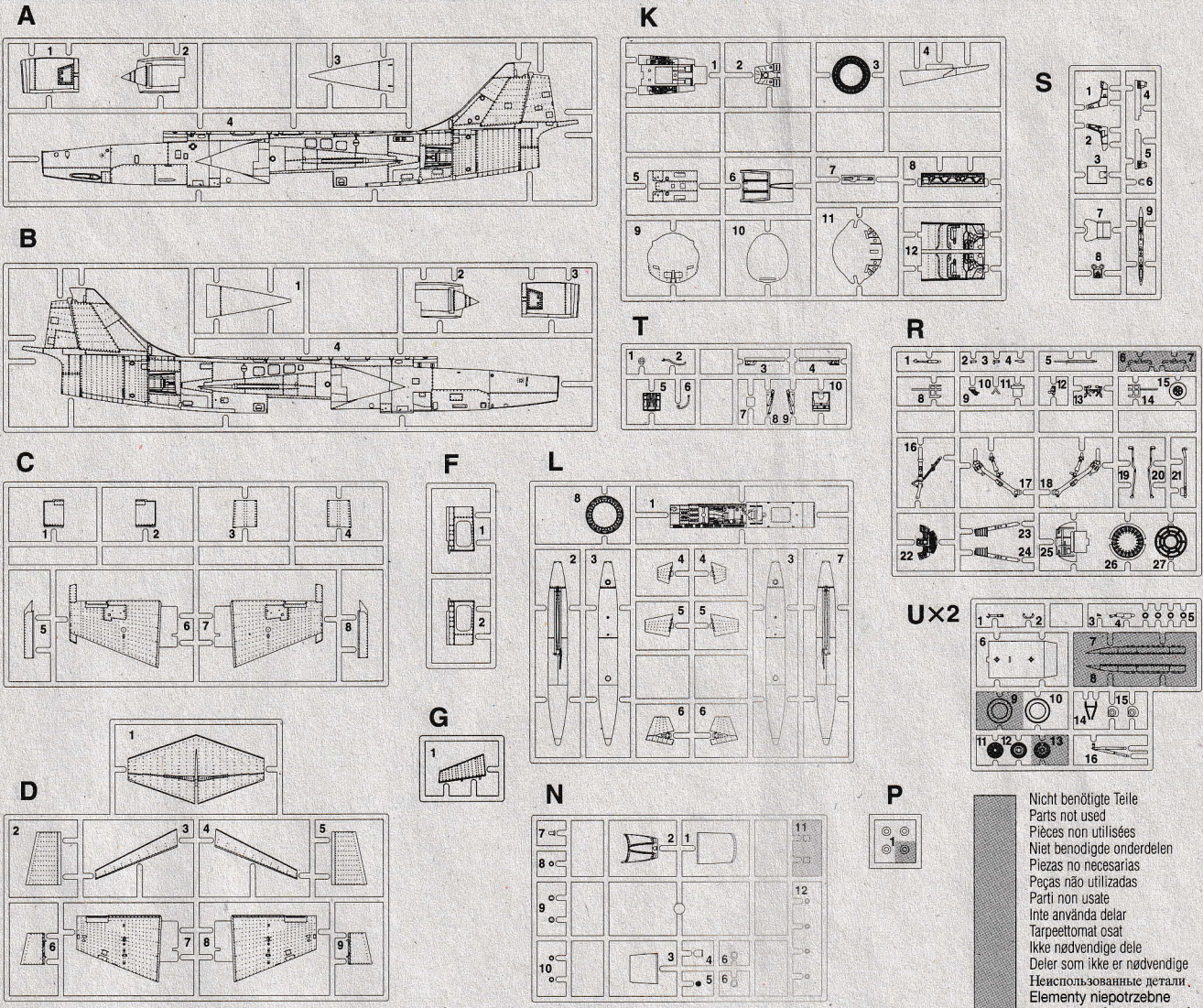
75 %

T

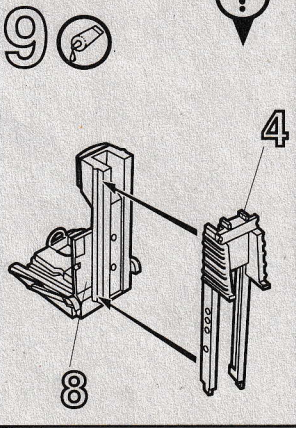
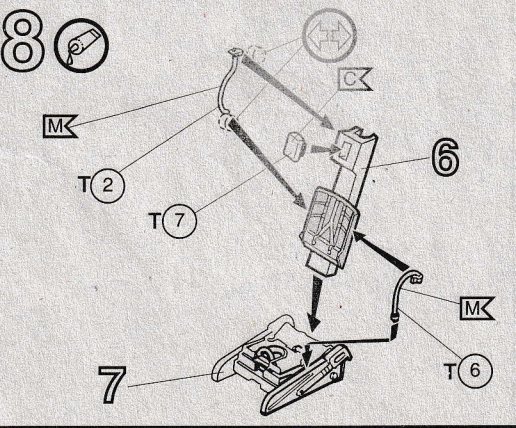
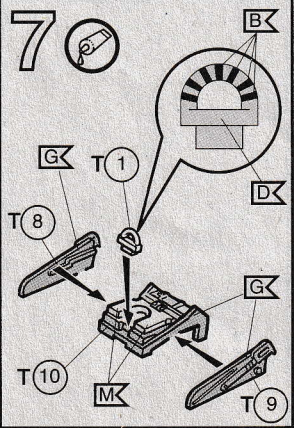
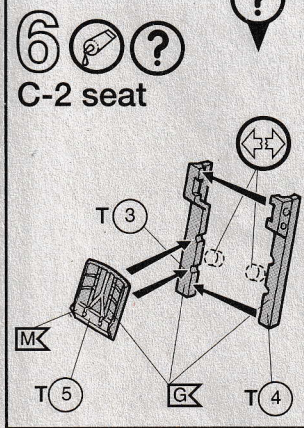
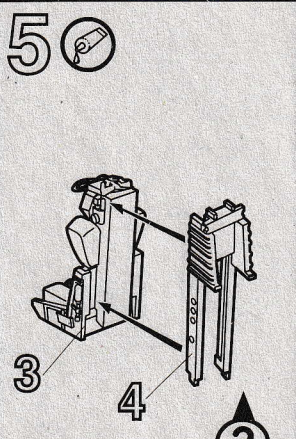
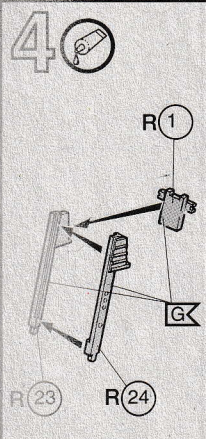
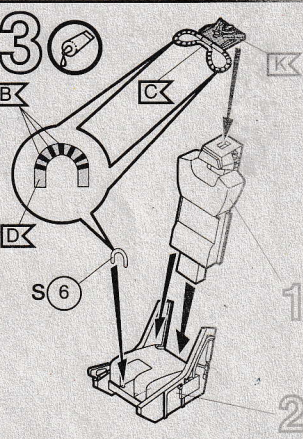
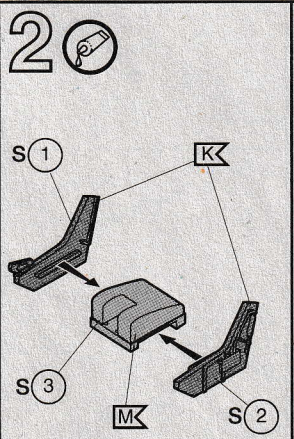

bronzegrün, matt 65
bronz green, matt
vert bronze, mat
bronzegroen, mat
verde broncheo, mate
verde bronze, fosco
verde bronzo, opaco
bronzgrön, matt
pronssinvihreä, himmeä
bronzegrün, mat
bronzegrün, matt
бронзово-зеленый, матовый
brązowozielony, matowy
πράσινο μπρούτζου, ματ
bronz yeşili, mat
bronzové zelená, matná
bronzöld, matt
bronzá zelena, mat

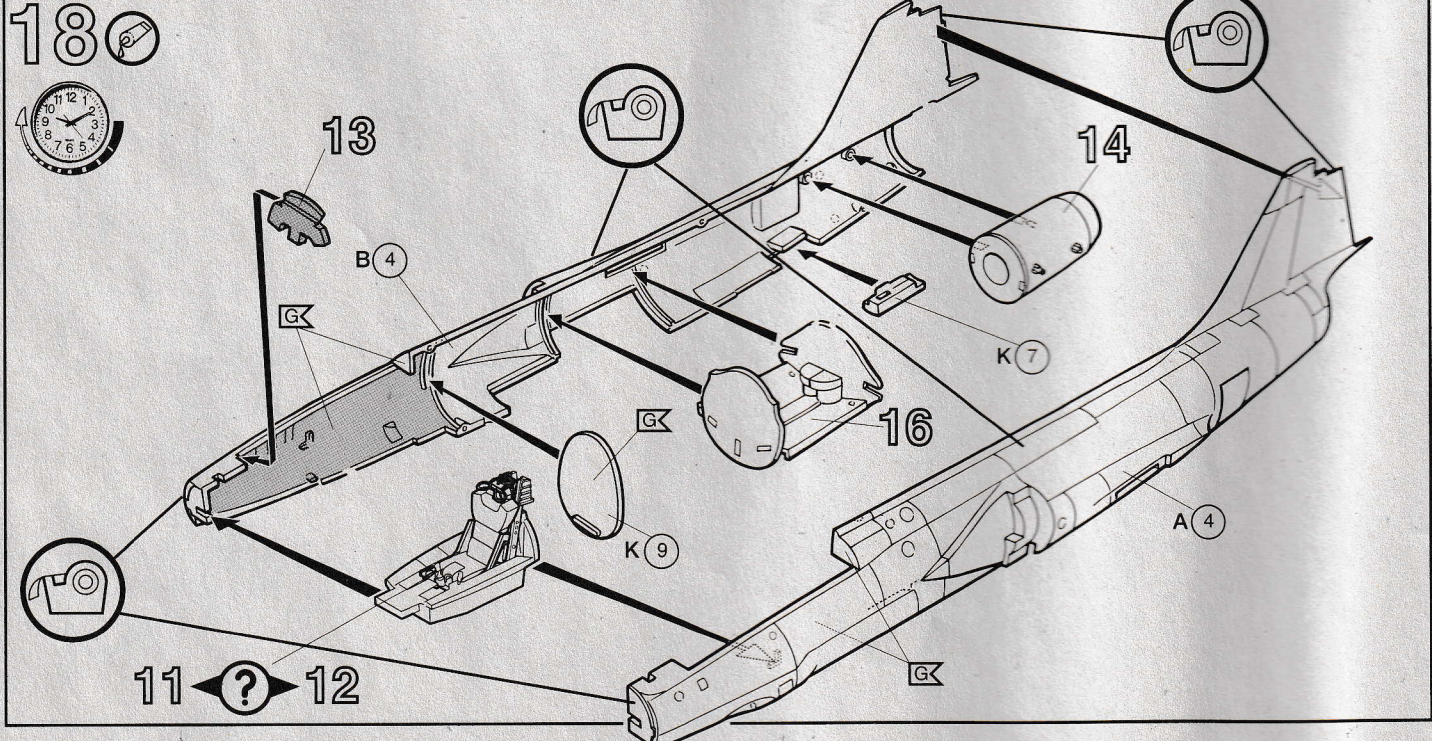
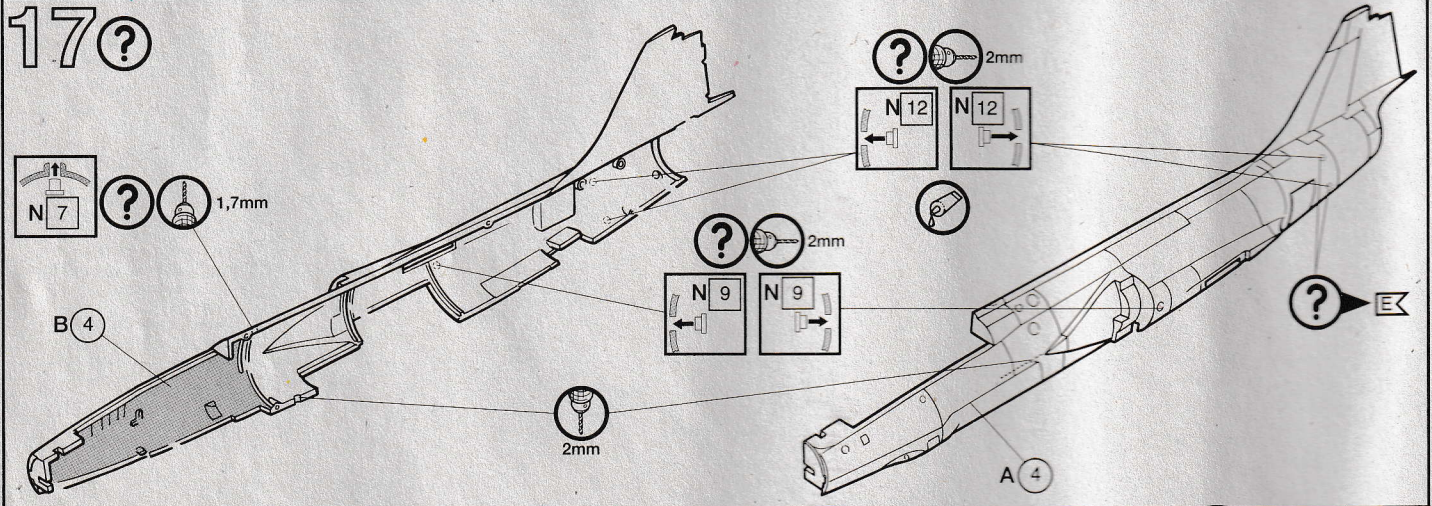
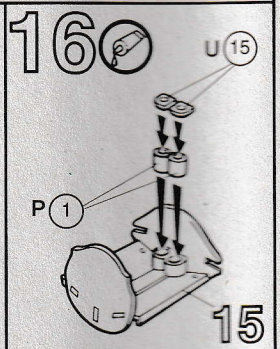
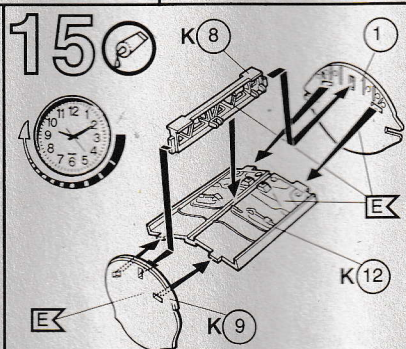
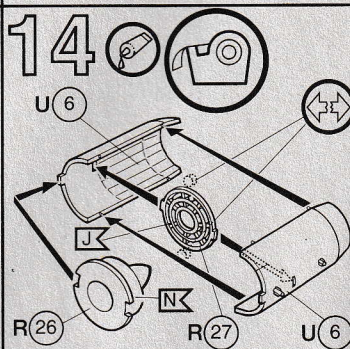
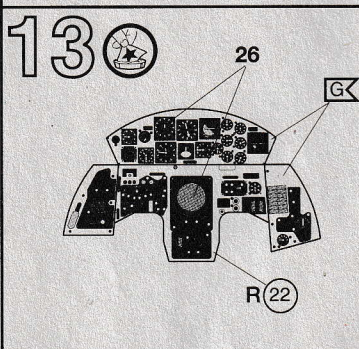
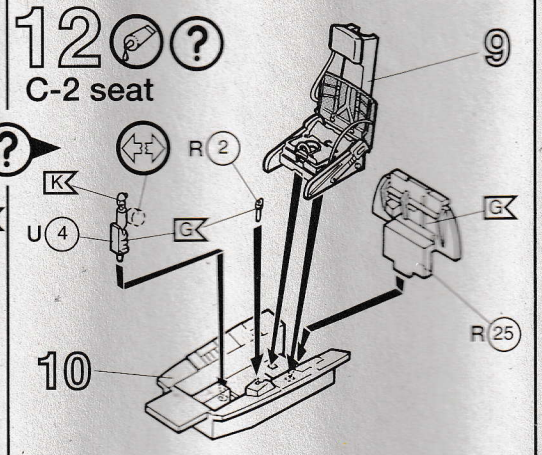
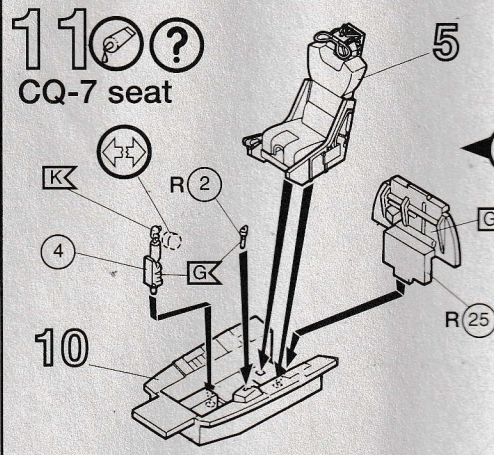
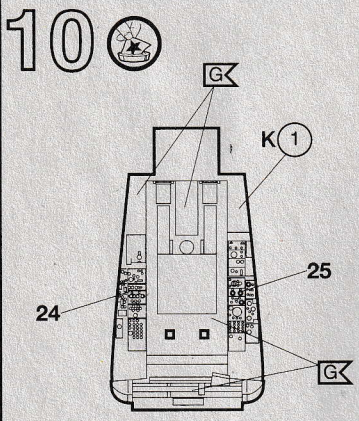
25 %

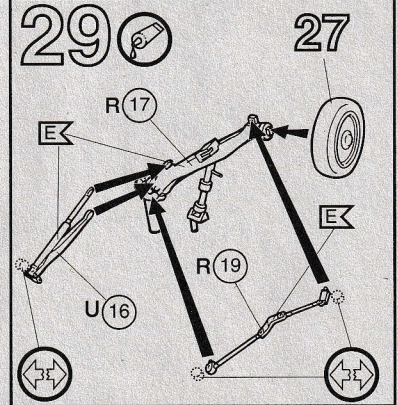
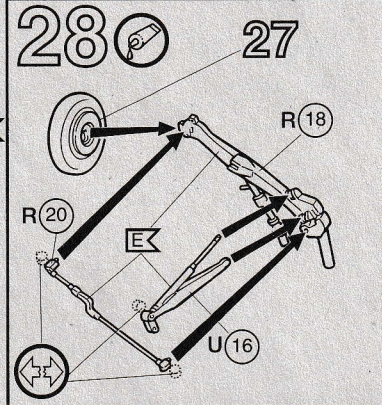
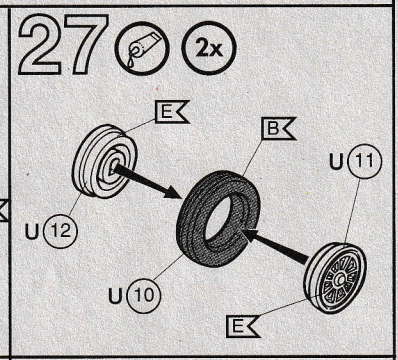
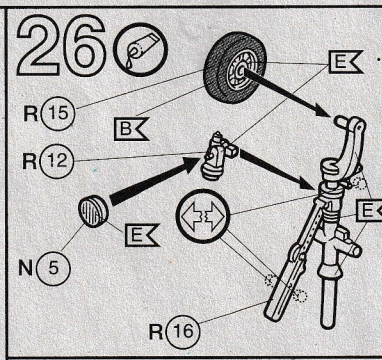
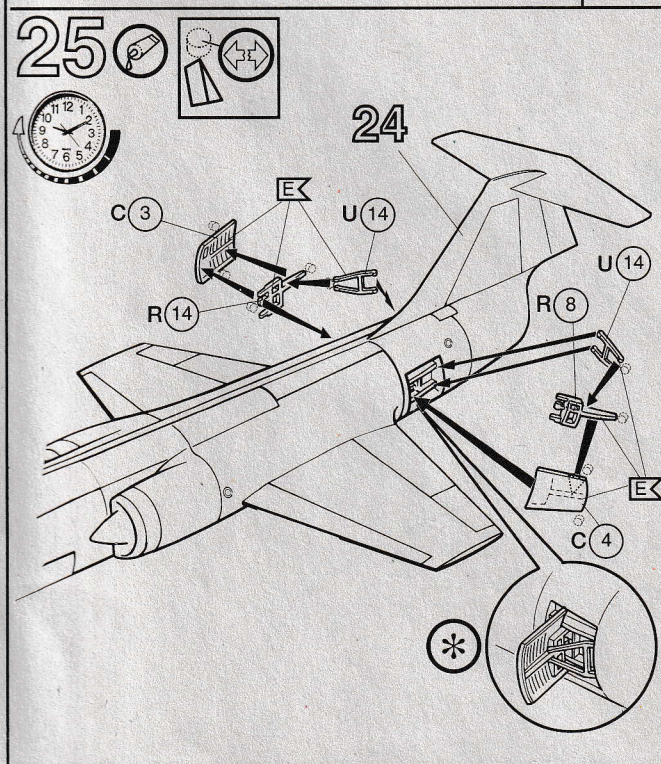
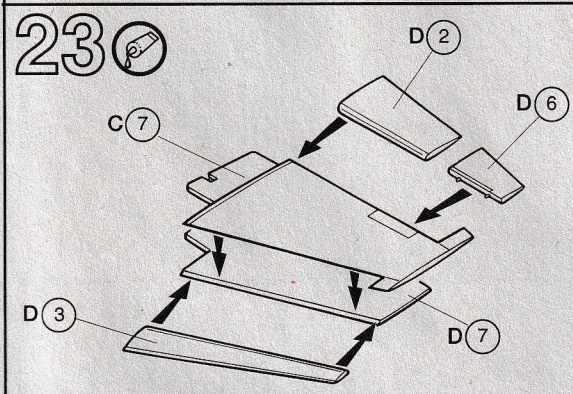
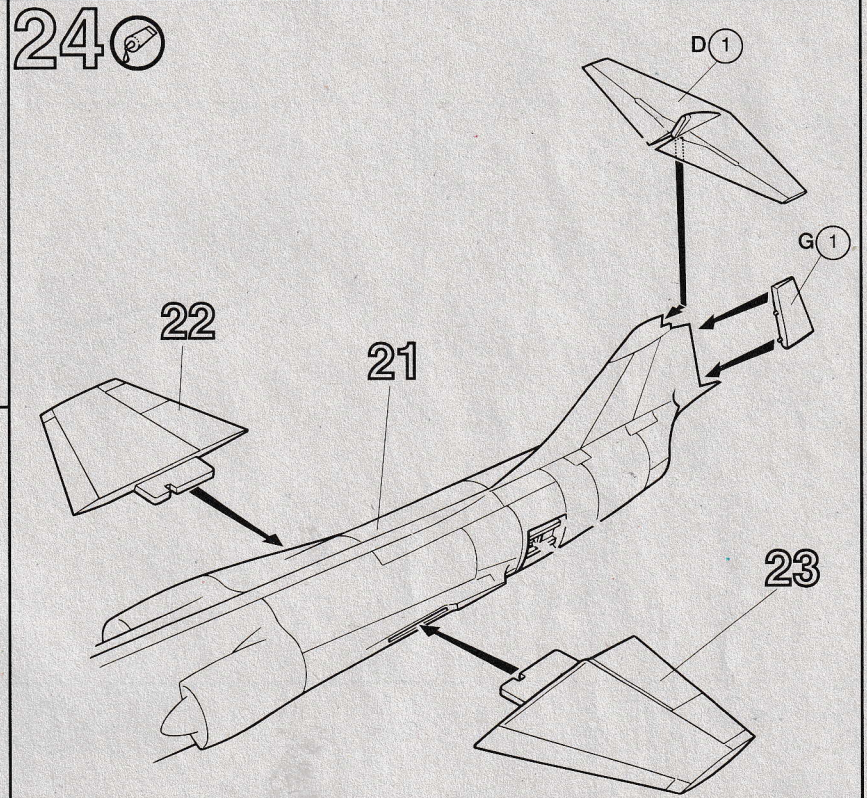
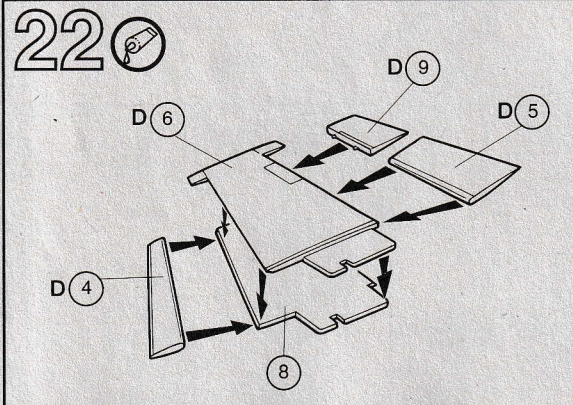
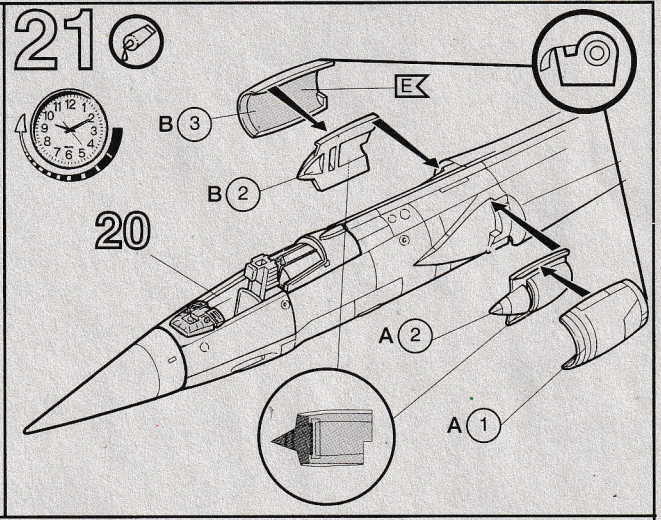
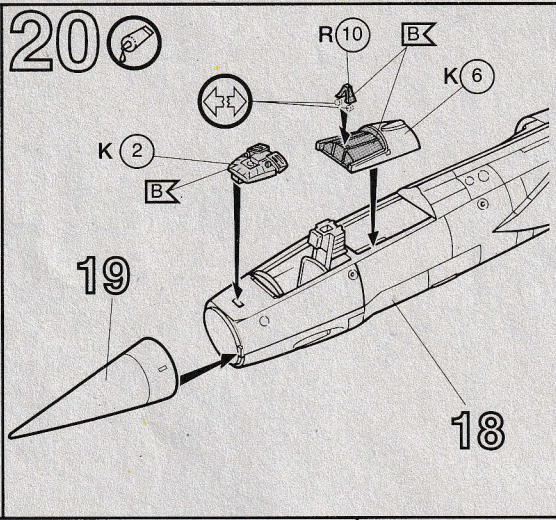
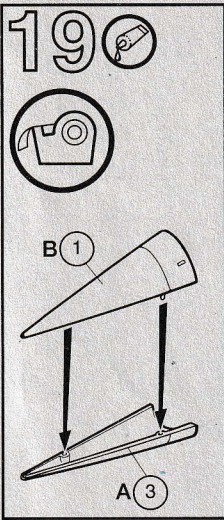
gelb, matt 15
yellow, matt
jaune, mat
geel, mat
amarillo, mate
amarelo, fosco
giallo, opaco
gul, matt
keltainen, himmeä
gul, mat
gul, matt
желтый, матовый
žółty, matowy
κίτρινο, ματ
sari, mat
žlutá, matná
sárga, matt
rumena, mat

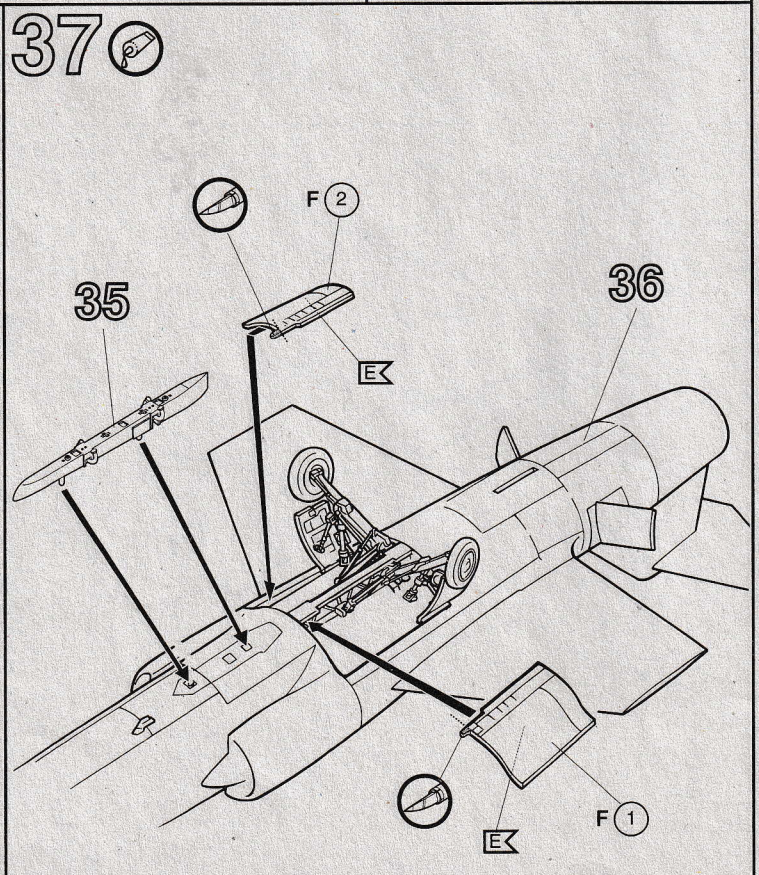
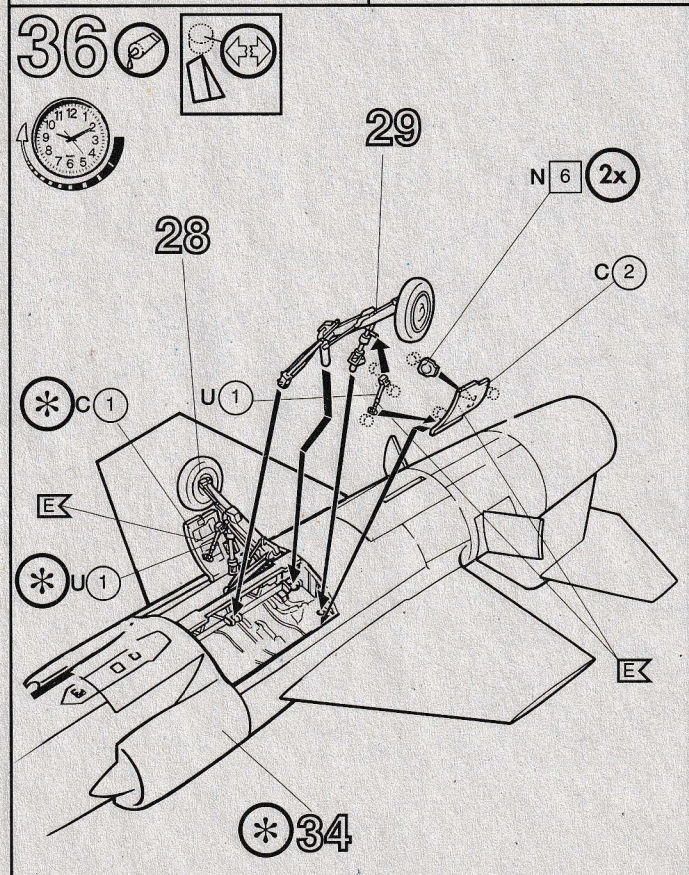
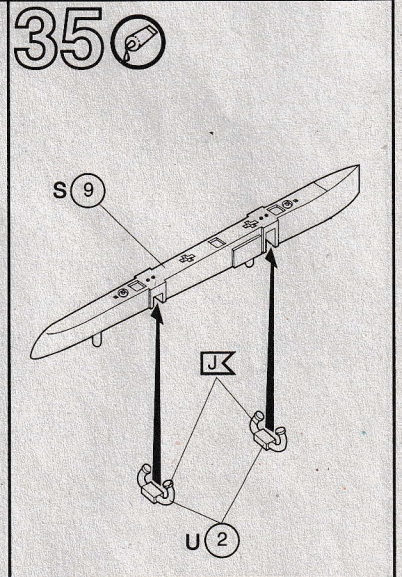
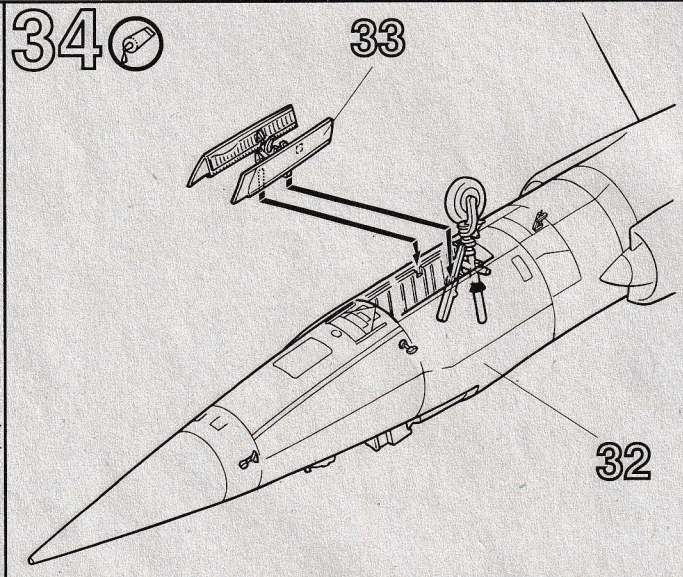
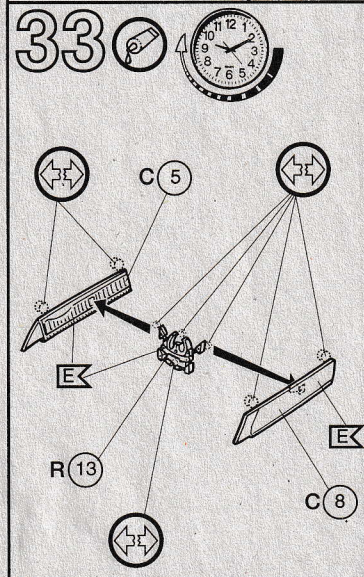
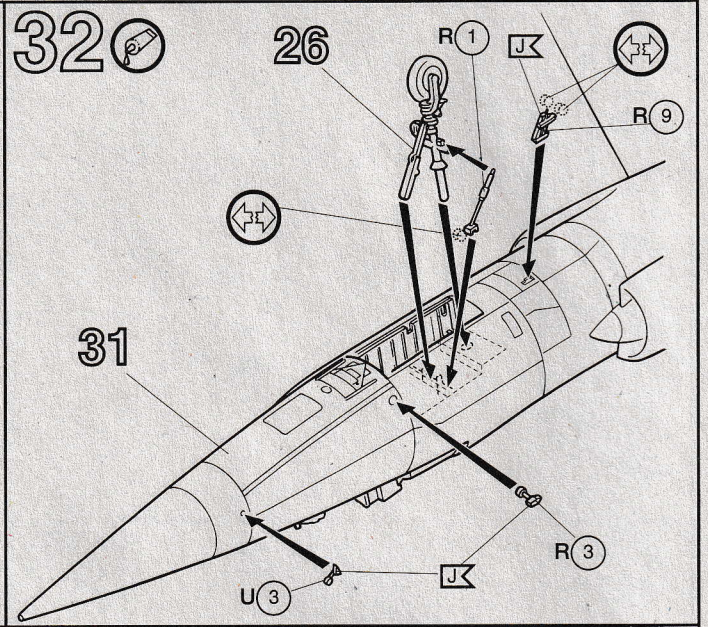
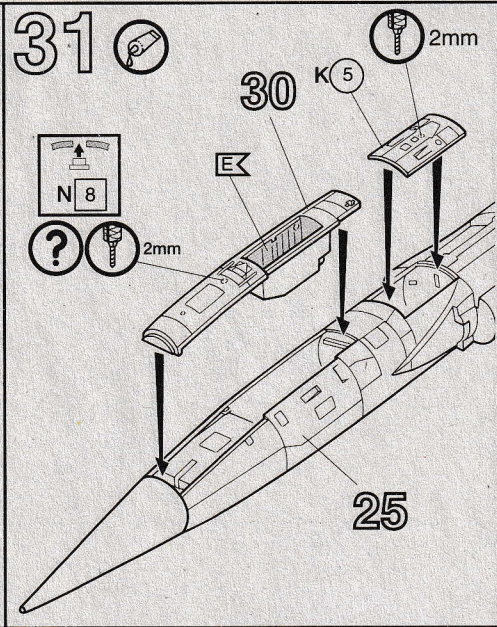
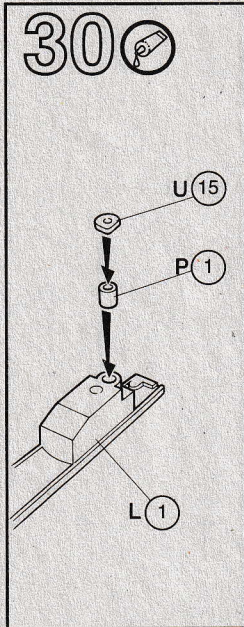


Nicht benötigte Teile
 Parts not used
 Pièces non utilisées
 Niet benodigde onderdelen
 Piezas no necesarias
 Peças não utilizadas
 Partii non usate
 Inte använda delar
 Tarpeettomat osat
 Ikke nødvendige dele
 Dele som ikke er nødvendige
 Неиспользованные детали
 Elementy niepotrzebne
 μη χρειαζούμενα εξαρτήματα
 Gereksiz parçalar
 Nepotrebné dily
 fel nem használt alkatrészek
 Nepotrebni deli

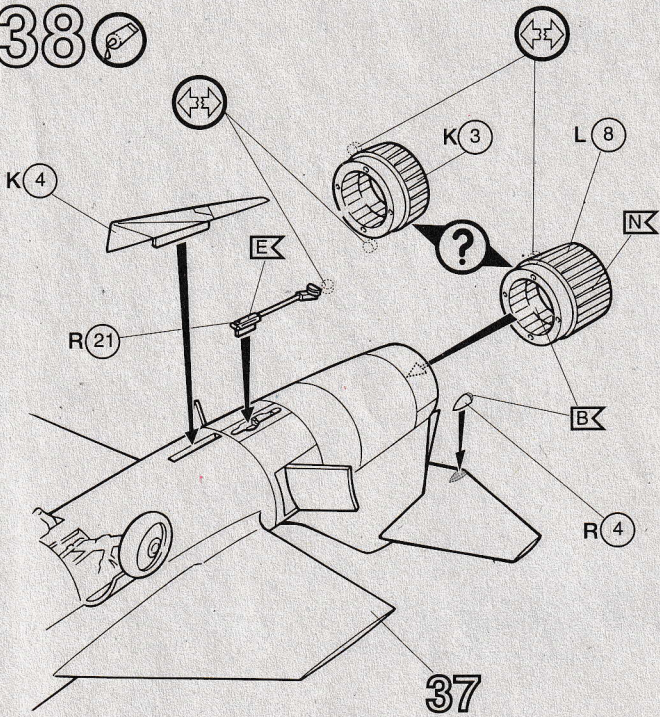




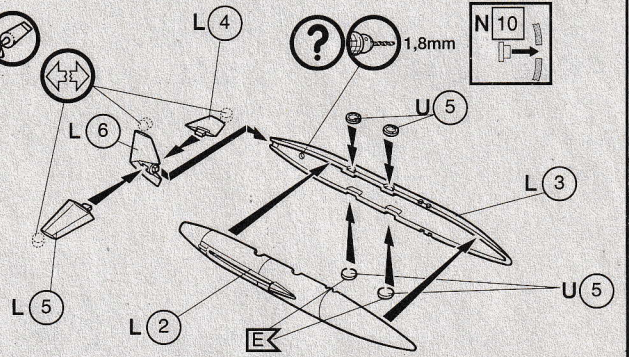




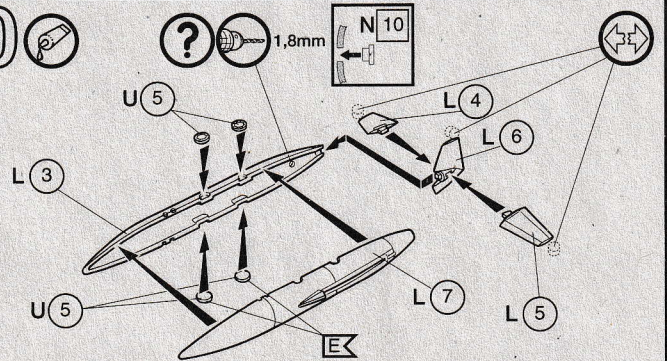
38



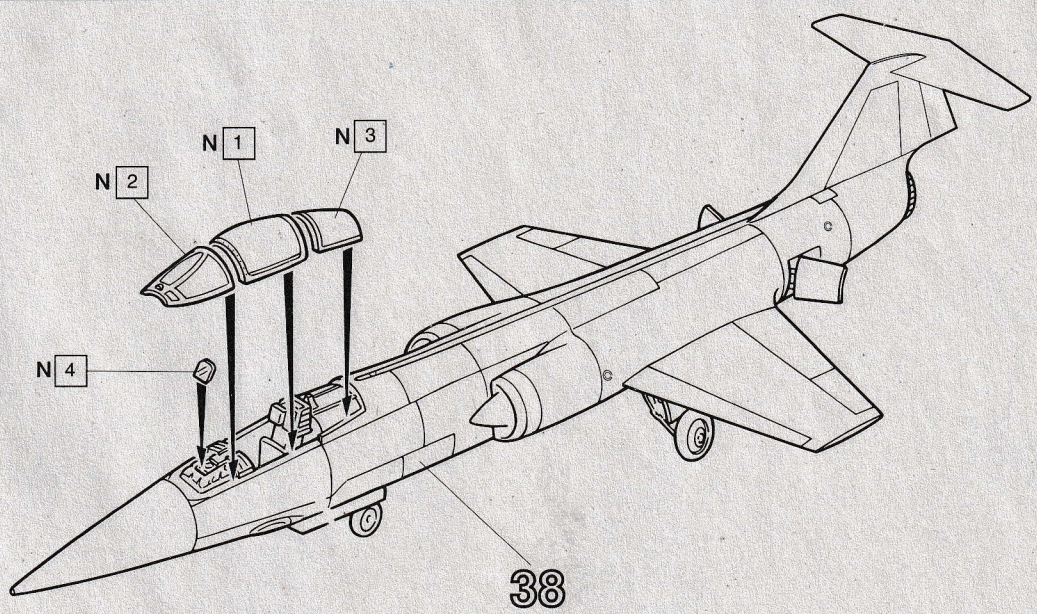
39



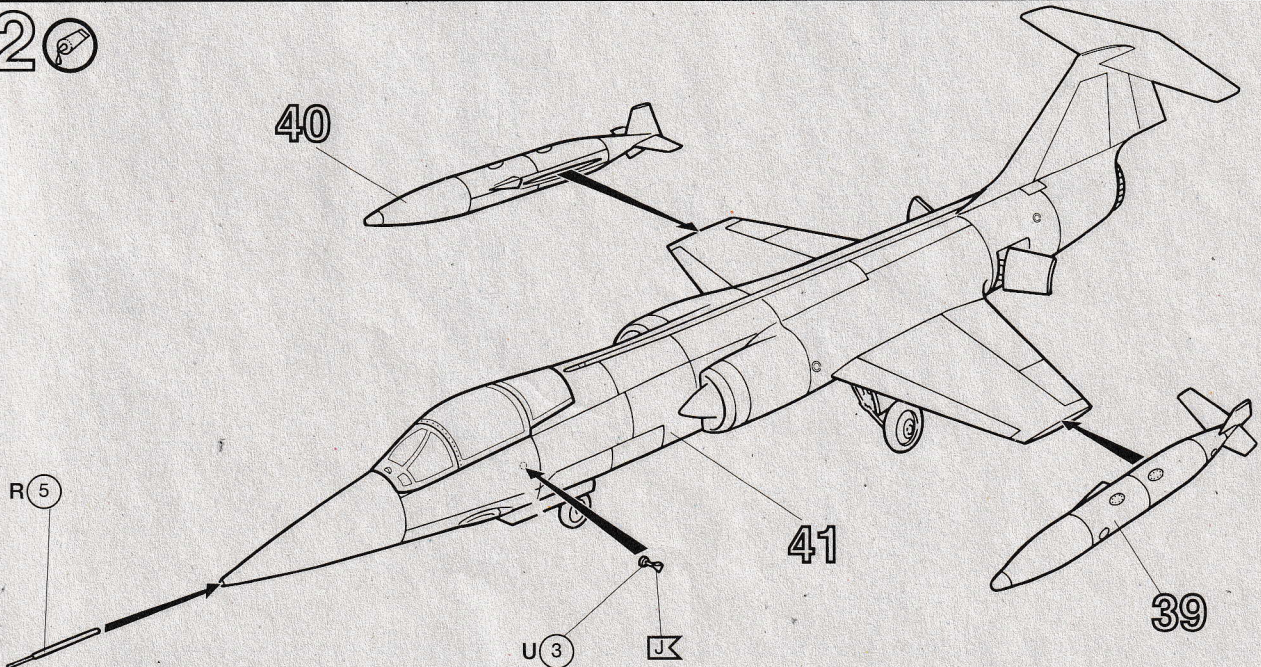
40



41




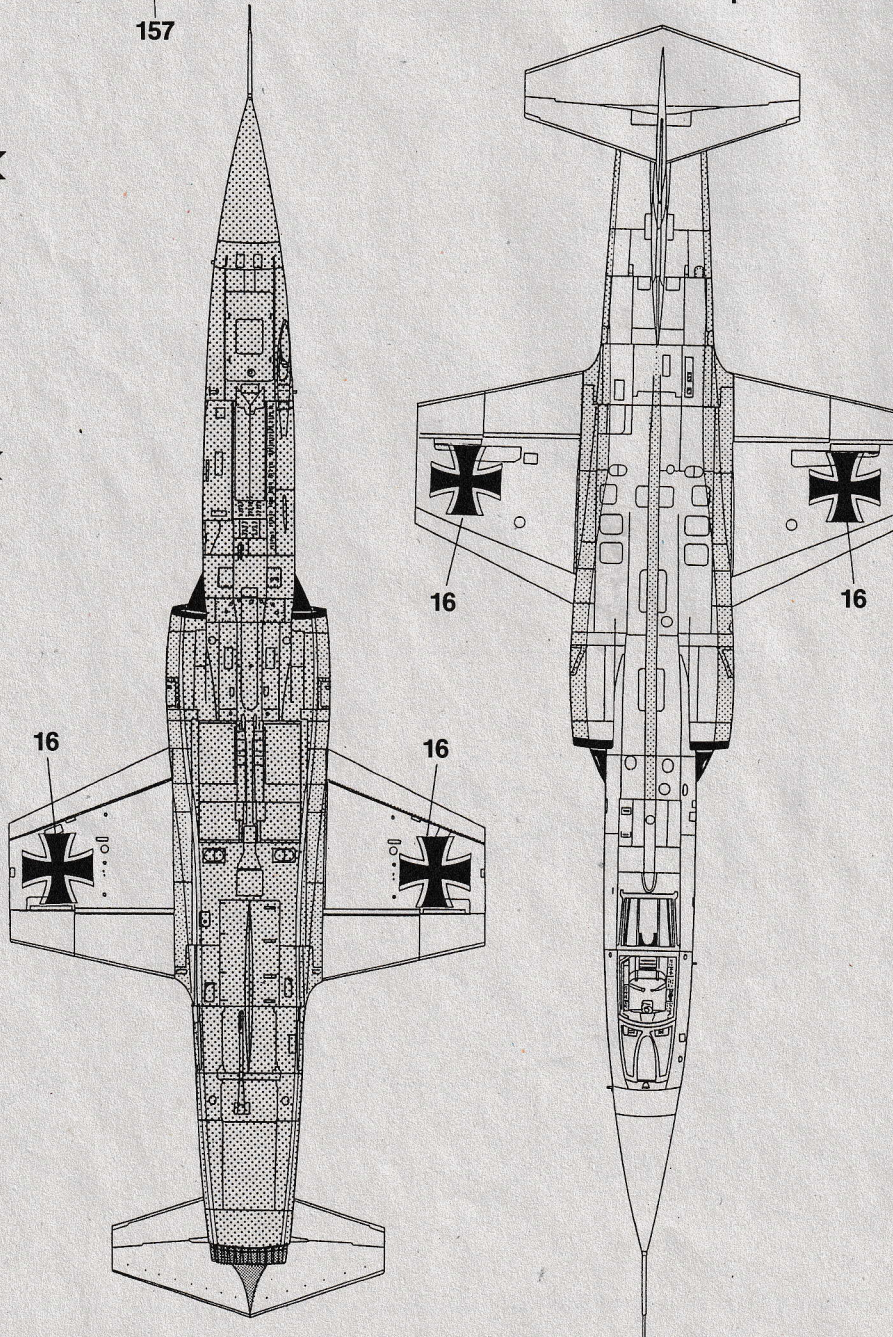
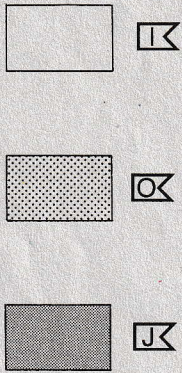
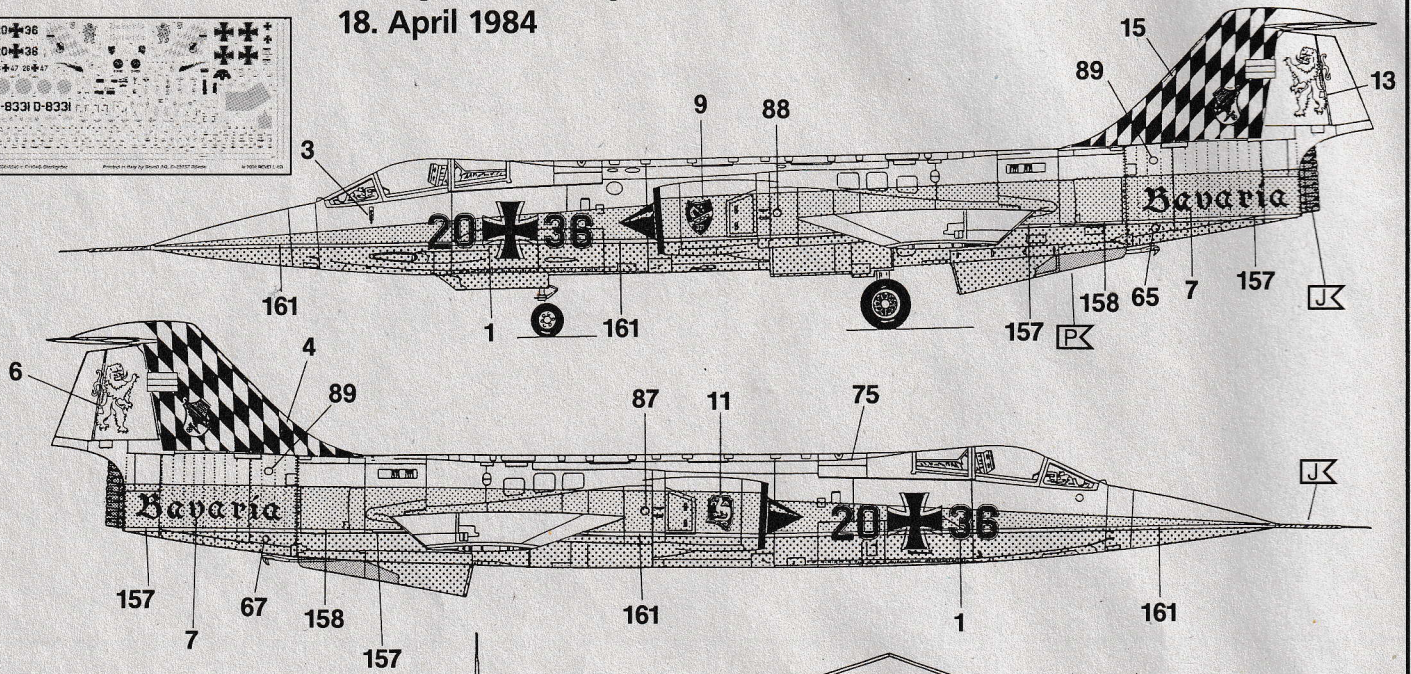

42



43



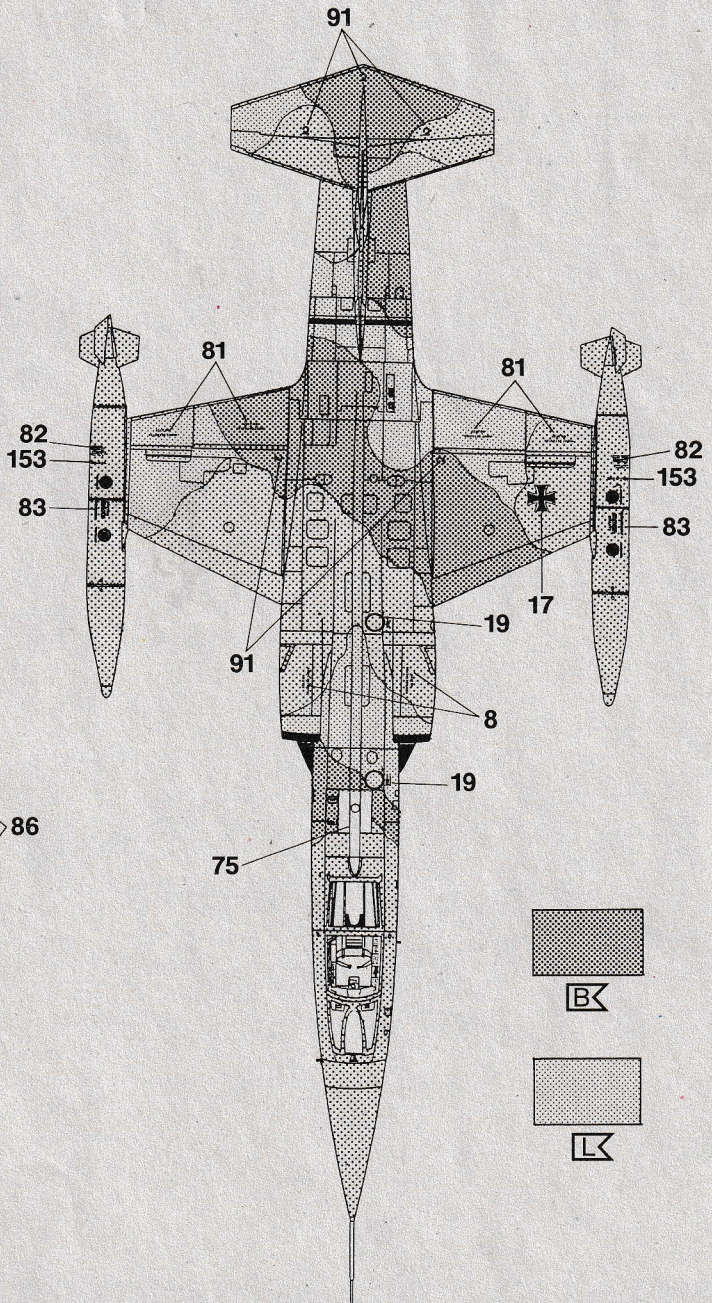
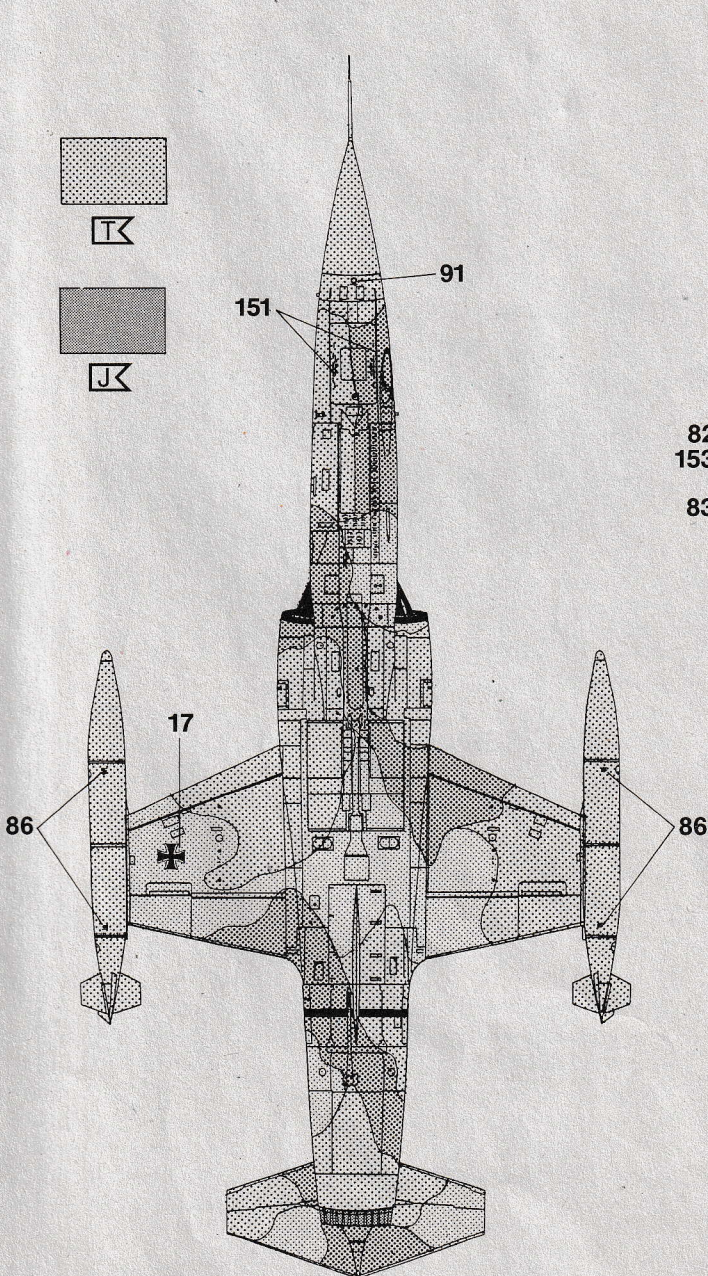
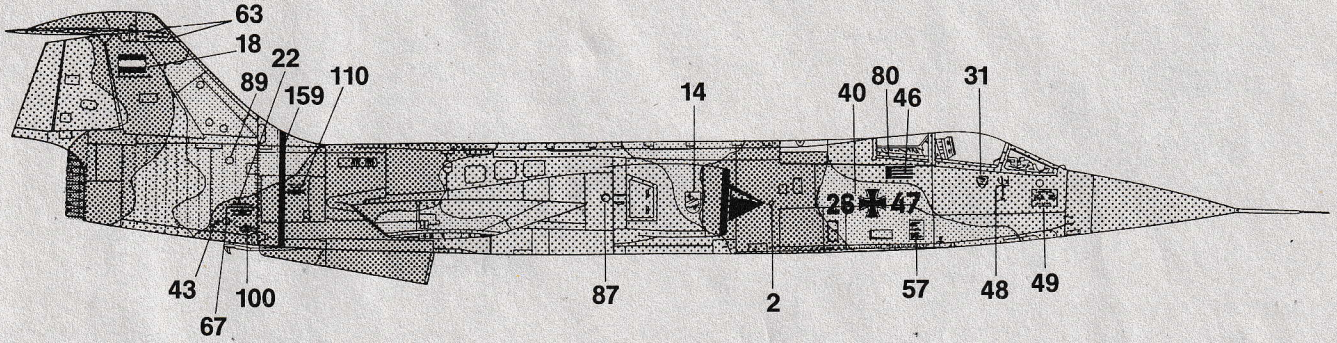
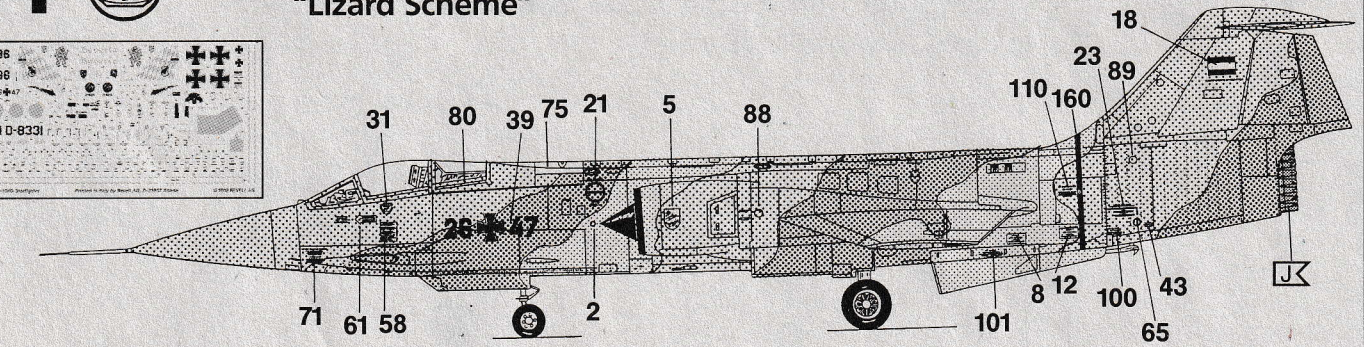

Lockheed F-104G, Jabo 32 Lechfeld Starfighter Last-Flight beim Jabo G 32 18. April 1984



44




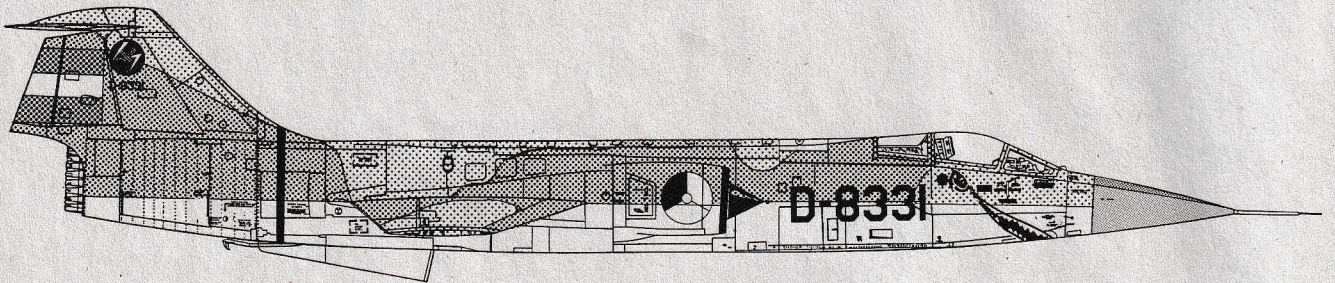
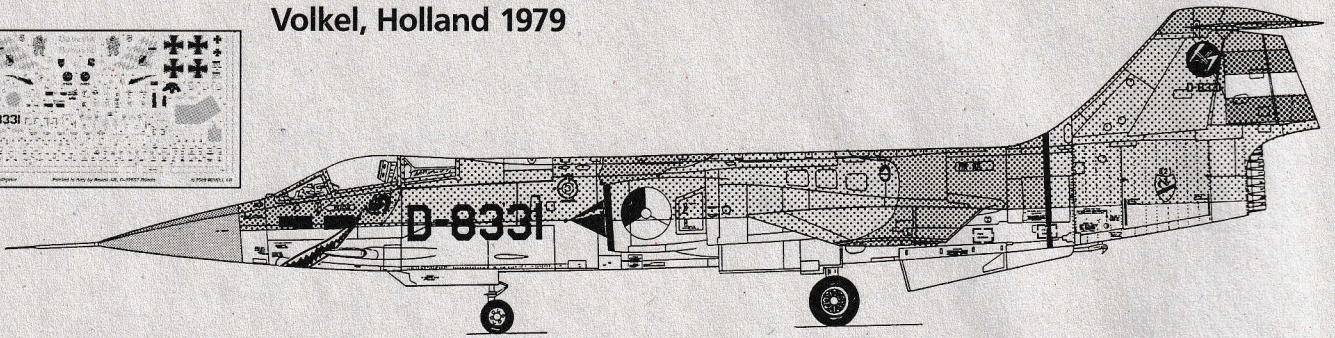

Lockheed F-104G, Jabo G 34, Memmingen 1984 "Lizard Scheme"



45



Lockheed F-104G, 312. Squadron, Pilot: Kap. Hans van der Werf Starfighter Demonstrator der holländischen Luftwaffe Volkel, Holland 1979



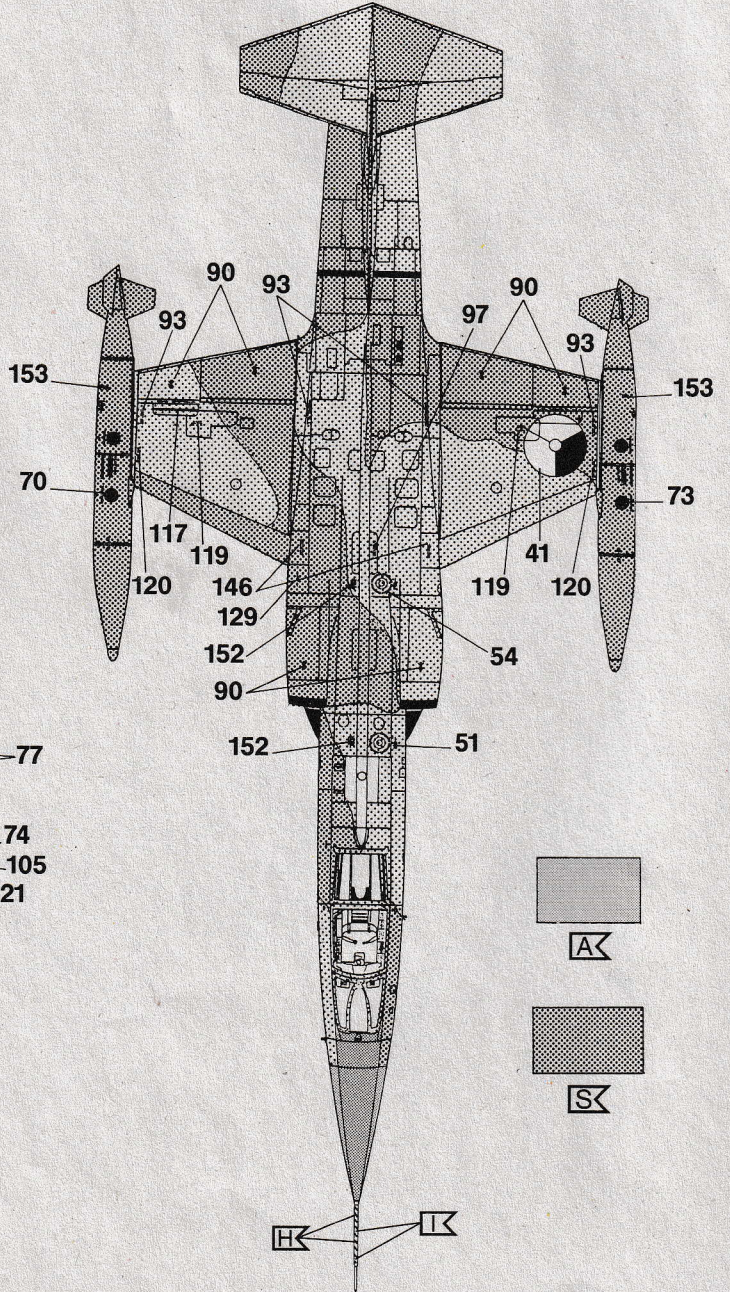
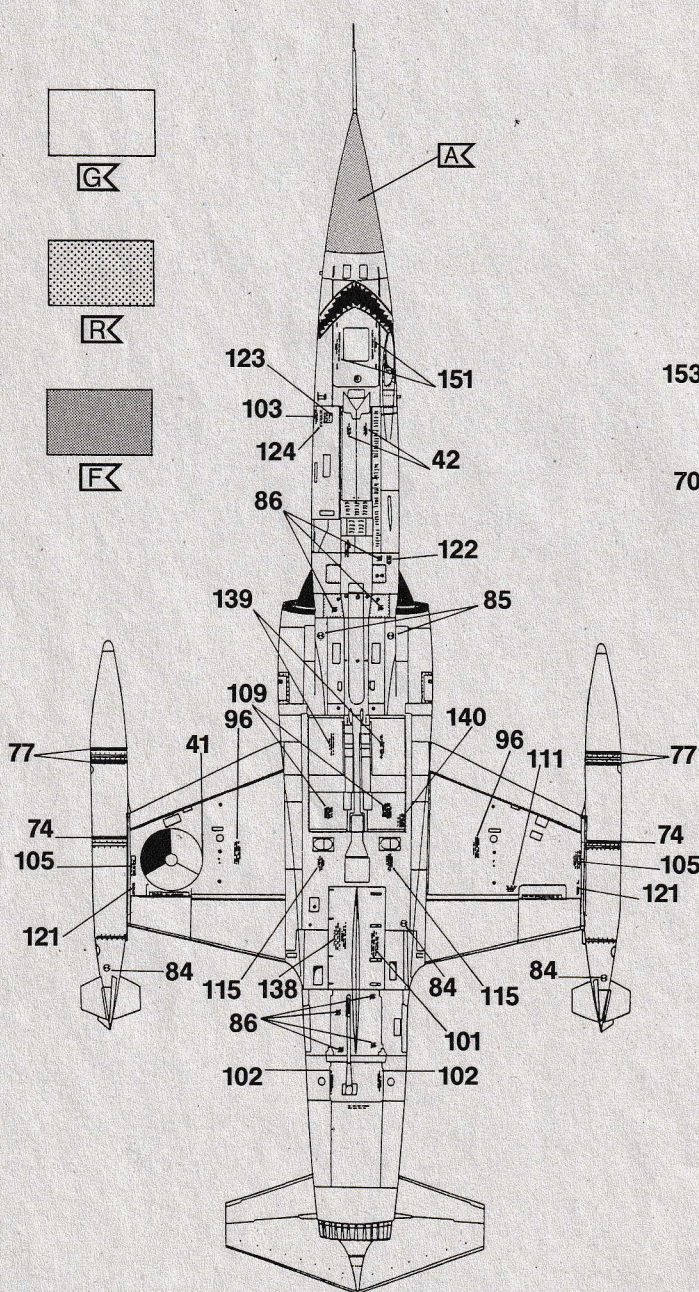
GK




RK




FK



AK



SK



Lockheed F-104G, 312. Squadron,
 Pilot: Kap. Hans van der Werf
 Starfighter Demonstrator der holländischen Luftwaffe
 Volkel, Holland 1979

