

Q 72154
1/72

Junkers Ju 88A
Seats for Hasegawa kit



Polyurethane parts PUR

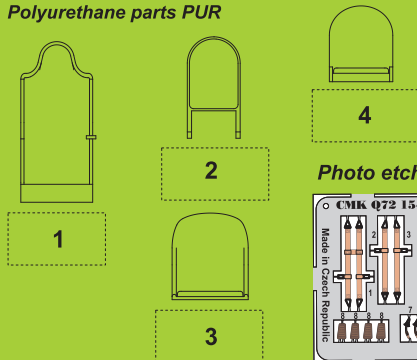
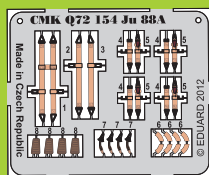


Photo etched parts PP



Díly ohnuté popř. pokroutené vlivem teplotních změn a stárnutí materiálu, mohou být narovnané do požadovaného tvaru pomocí proudu teplé vody nebo vzduchu (fén na vlasy). K lepení použít kyanoakrylátové lepidlo! Kontaktní plochy doporučujeme před lepením odmastit. Různé drátky a tyčinky nejsou přiloženy.

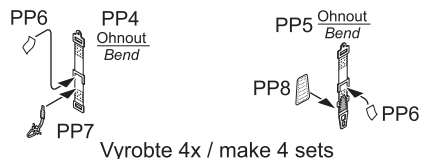
Parts slightly distorted and bent owing to temperature changes or due to material aging can be straightened to requested shape by hot water or hot air jet (hair dryer). This process can be repeated till result is entirely satisfactory. For best result use cyanoacrylate glue! Ungreasing contact areas is recommended before gluing.

Wires and rods not included.

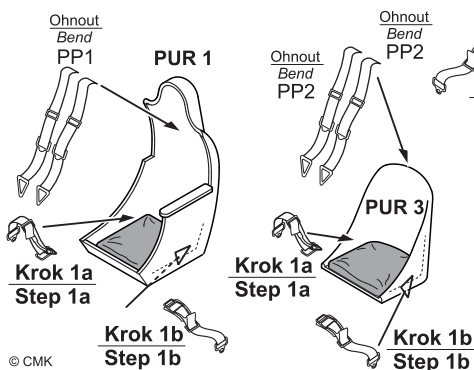
www.cmkkits.com
www.specialhobby.eu
www.facebook.com/specialhobby/
 Other CMK SETS 1/72

- Q72 100 F-117A - Wheels for Academy kit
Q72 118 P-51D Mustang - Tail planes for Tamiya kit
Q72 119 P-51B/C Mustang -
Wheels for Hasegawa/Revell kits
Q72 120 P-51D Mustang -
Corrected propeller for Hasegawa/Tamiya kits
Q72 121 Canberra PR Mk.9 - Wheels seat for Airfix kit
Q72 131 Martin B.Mk.3 Type 3CS -
Ejection seat for Canberra PR Mk.9)
Q72 132 Canberra PR Mk.9 - Instrument panel for Airfix
Q72 133 AH-64A - Seats for Academy kit
Special Hobby, Mezilesí 718, Praha 9, 193 00, Czech Republic
e-mail: office@specialhobby.eu

1. Sestavení pásů / Seat belts assembly
1a - pravé / right 1b - levé / left



2. Sestavení pásů / Seat belts attachment



3. Montáž sedaček / Seats attachment

