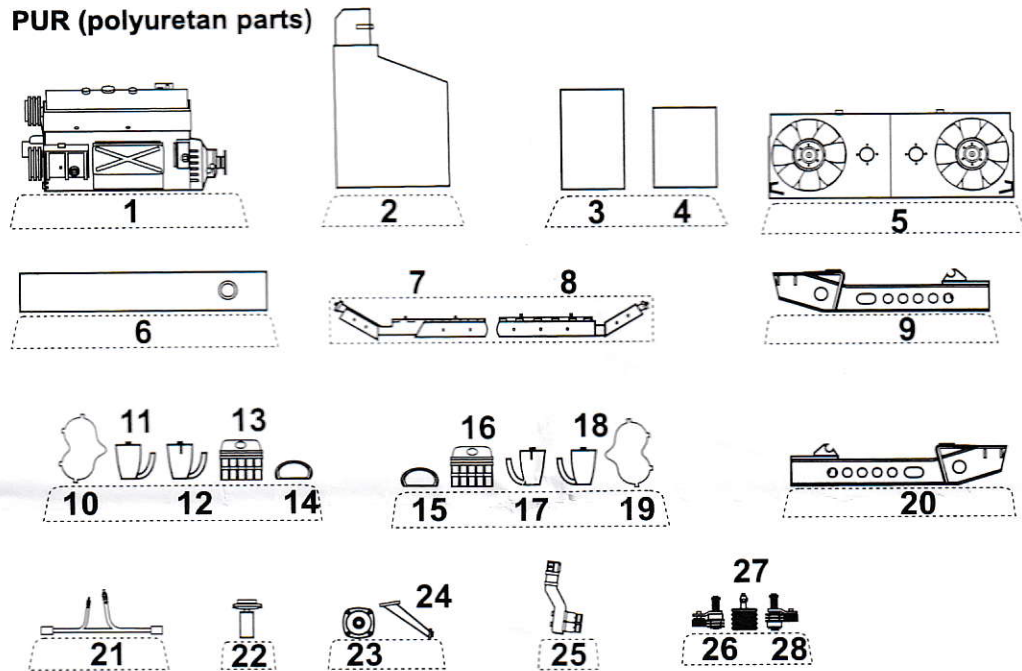


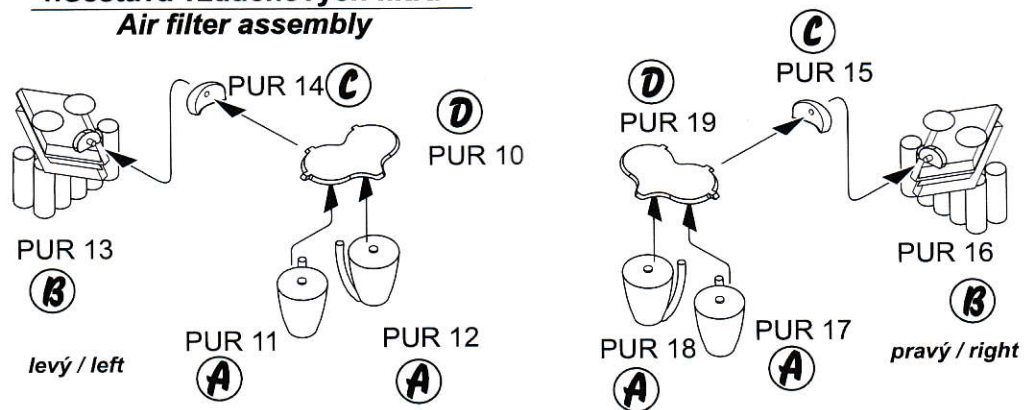
**StuG III Ausf.G - Engine set for Dragon kit**

PUR (polyuretan parts)

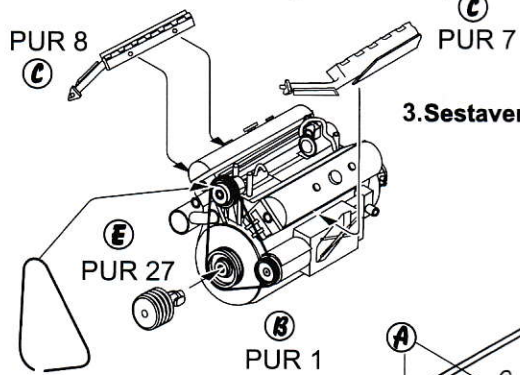


**1. Sestava vzduchových filtrů**

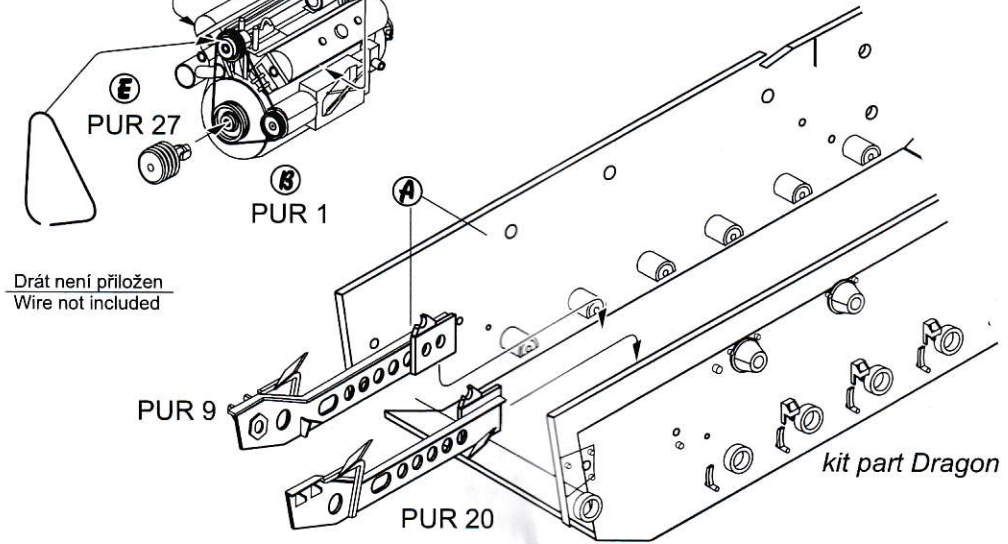
**Air filter assembly**



## 2. Sestavení motoru / Engine assembly

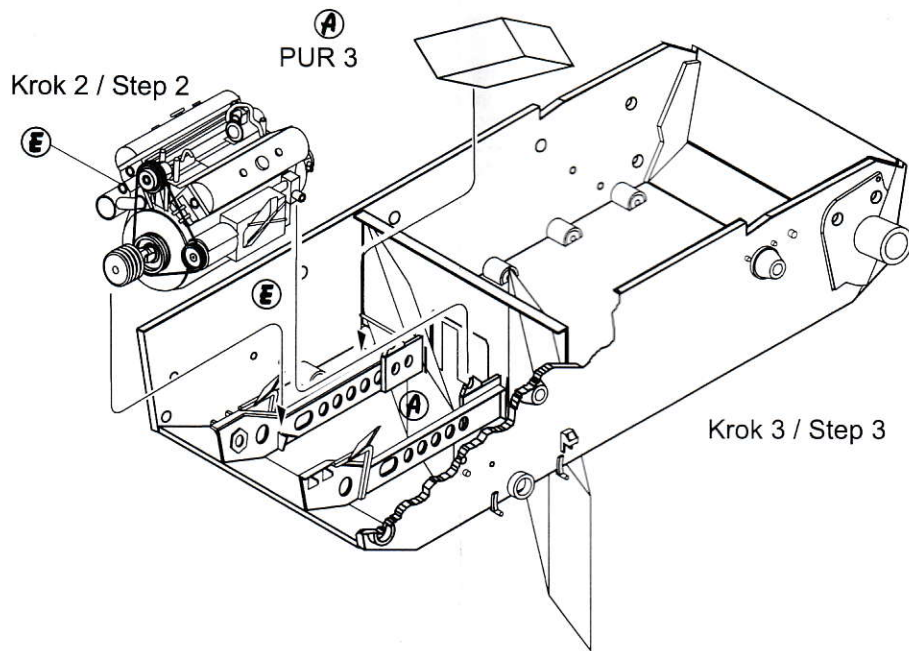


## 3. Sestavení korby tanku / Hull of the tank assembly

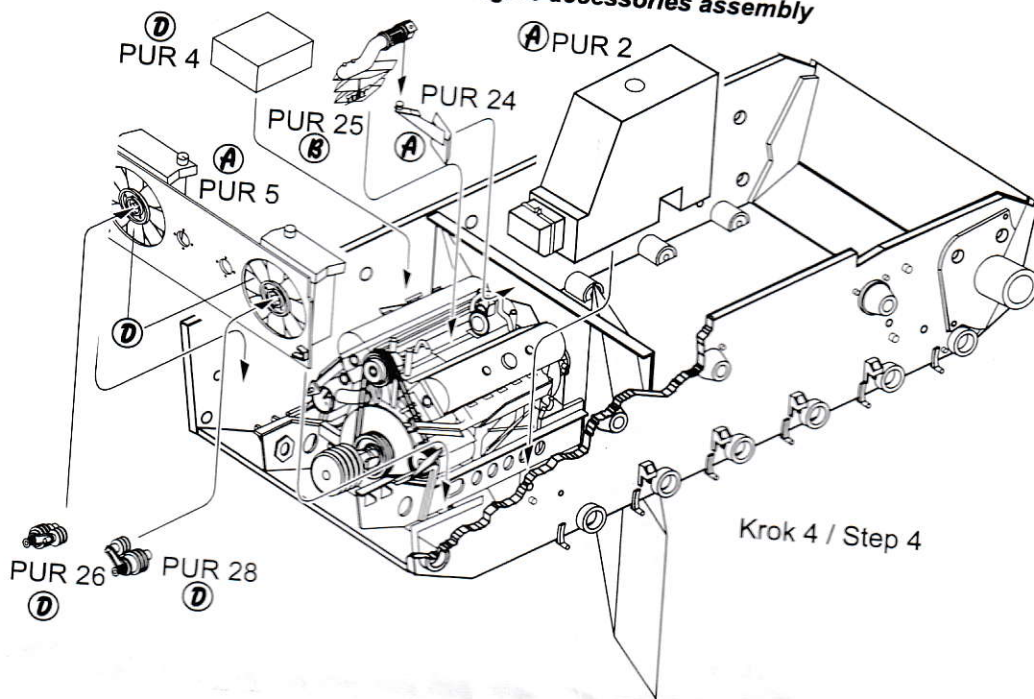


Drát není přiložen  
Wire not included

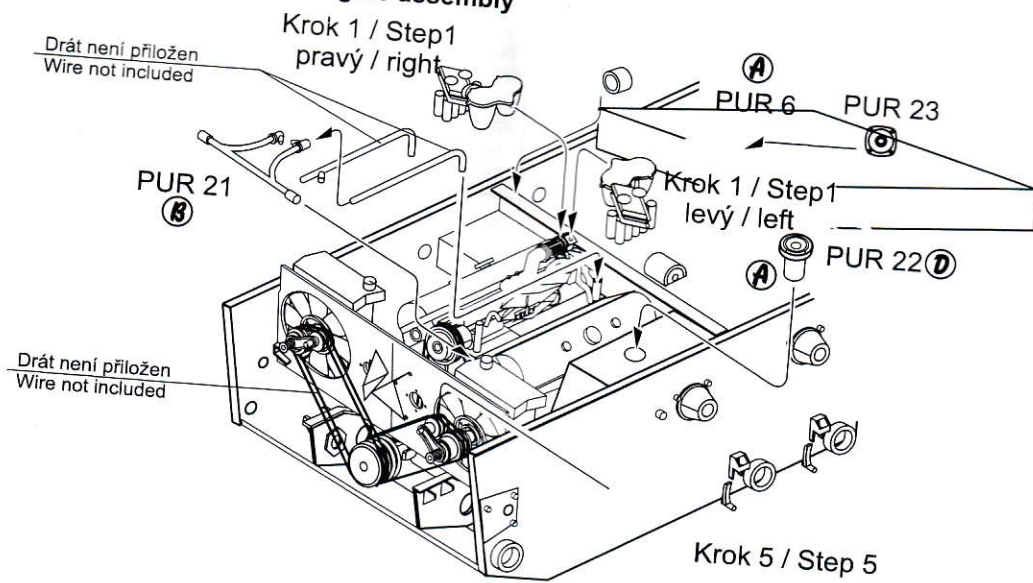
## 4. Montáž motoru a příslušenství / Engine and accessories mounting



5. Montáž příslušenství motoru / Engine accessories assembly



6. Dokončení motoru / Final engine assembly



- 3118 Sd, Kfz. 234 - Engine set for Dragon kit  
3119 Tiger I - Transmission set for Dragon kit  
3120 Sd. Kfz. 138/1 Grille - Transmission set for Dragon kit  
3121 T-55A - Driver's set for Tamiya kit  
3122 US Transmission for M4 Sherman series for Tamiya kit  
3123 Panther - Transmission set for Tamiya / Dragon kit  
3124 Tiger I - Fuel tank and cooler (Starboard) for Tamiya kit  
3125 StuG IV - Engine set for Dragon kit  
3126 Autoblinda AB.43 / Pz.Sp.Wg.AB.203 (i)  
- Correction wheels set for Italeri kit  
3127 Autoblinda AB.43 / Pz.Sp.Wg.AB.203 (i)  
- Spare wheels set for Italeri kit  
3128 Maybach HL 230 P45 - German WW II Tank engine  
3129 Tiger I - Interior set for Dragon kit  
3130 Nuffield Liberty Mk.III - British WW II Tank engine  
3131 Jagdpanther - Engine set for Tamiya kit  
3132 Jagdpanther - Cooler set for Tamiya kit  
3133 Pz. III Ausf. E/F/J/L/N - Engine set for Dragon kit

Díly ohnuté popř. pokroucené vlivem teplotních změn a stárnutí materiálu, mohou být narovnány do požadovaného tvaru pomocí proudu teplé vody nebo vzduchu (fén na vlasy).

Různé drátky a tyčinky nejsou přiloženy.

K lepení použijte kyanoakrylátové lepidlo.

Kontaktní plochy doporučujeme před lepením odmastit.

*Parts slightly distorted and bended owing to temperature changes or due to material ageing can be straightened to requested shape by hot water or hot air jet (hair dryer).*

*Wires and holes not included.*

*This process can be repeated till result is entirely satisfactory.*

*For best results gluing use cyanoacrylate glue. Contact areas ungrease is recommended before gluing*

**BARVY - COLORS****HUMBROL**

<b>(A)</b>	<b>Hnědočervená/Hull Red</b>	<b>177</b>
<b>(B)</b>	<b>Kovová šed/Steel</b>	<b>87</b>
<b>(C)</b>	<b>Rezavá/Rusty</b>	<b>113</b>
<b>(D)</b>	<b>Černá/Black</b>	<b>33</b>

Special Hobby, Mezilesí 718, Praha 9, 193 00 - CZ, e-mail: office@specialhobby.eu