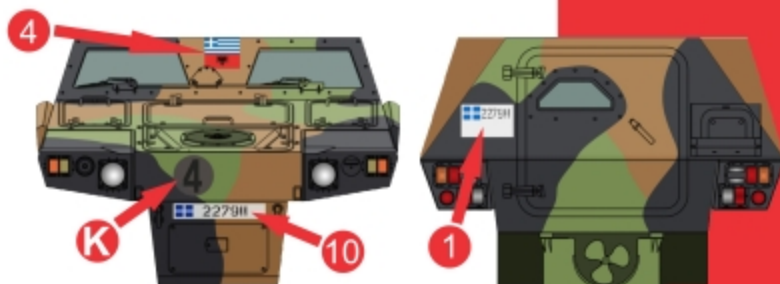
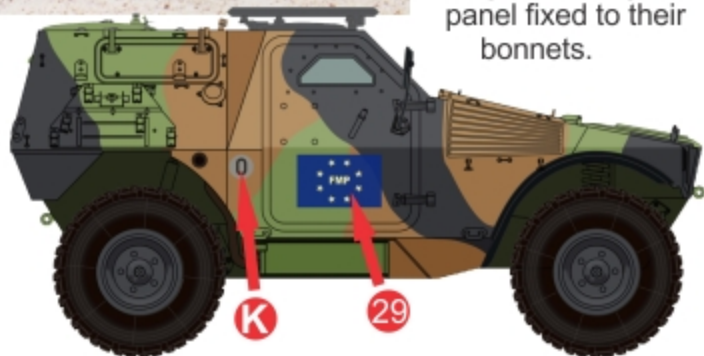


Panhard VBL (short wheelbase) in international service

The Hellenic Army acquired its first 13 short wheelbase VBLs in 1997, as an urgent operational requirement due to its commitments to IFOR in Bosnia and operation ALBA in Albania. These vehicles came from a batch ordered by the French army and were identical to French army vehicles. They were finished in French three tone camouflage and carried all factory applied French markings, which they retained in Greek service with



the addition of Hellenic Army number plates. These early vehicles served both in Albania as part of the FMP forces and in Kosovo with the Greek KFOR contingent. FMP vehicles often had an orange air recognition panel fixed to their bonnets.



NOTE: Where markings provided on the kit decal sheet are to be used they are indicated by **K**.

NOTE: Marking **4** was only seen on a few vehicles, possibly indicating the presence of an interpreter.



Hellenic Army VBLs are armed with a FN MAG machine gun on the commander's position and can also carry a Milan ATGW mounted on the rear hatch position.



1997



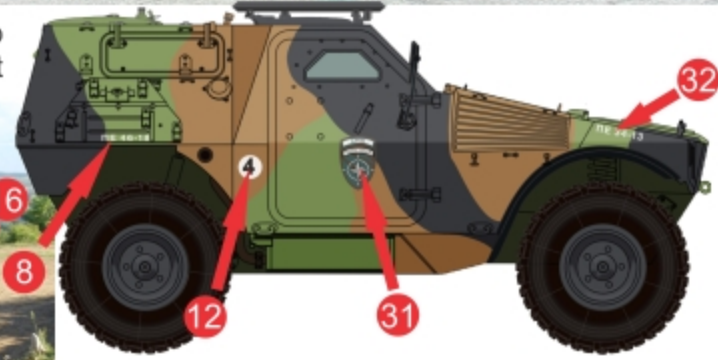
When the VBLs were repatriated they retained their colours but without the mission specific markings.

2004



After 2005 tyre pressure markings were added in at least two versions. Also tactical sign holders were added to the front doors.

NOTE: The tactical sign holders and the relevant markings are available in sets LM 35010, LM 35010-2 and LMA 35001.



At some point in time KFOR vehicles adopted a vinyl sticker for the mission badge.

2007



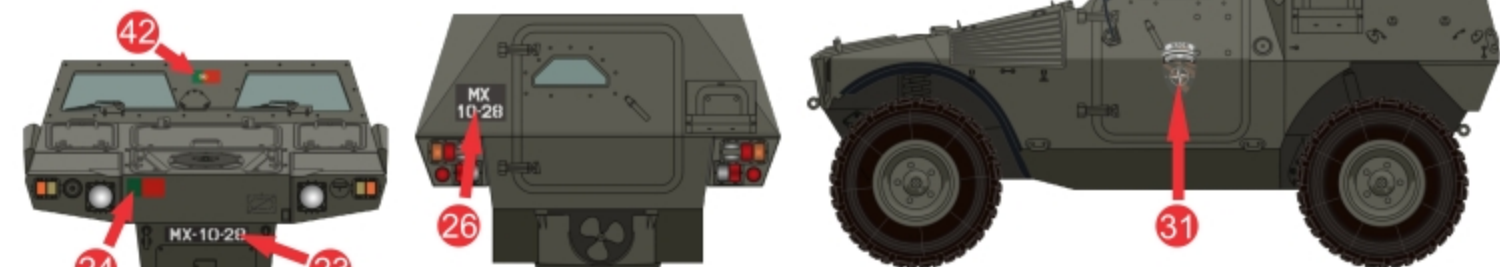
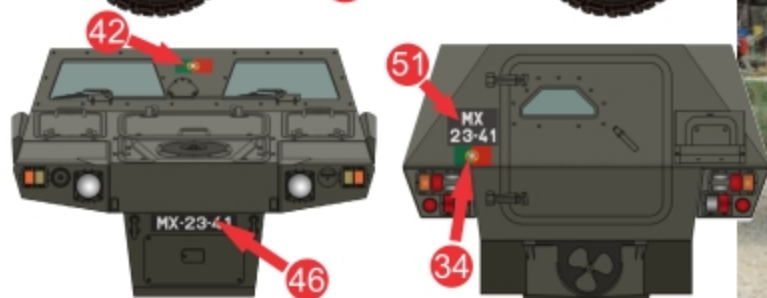
PORTUGAL



Portugal was the first country after France to adopt the Panhard VBL, where it is known as the M-11. The first 14 vehicles were delivered in 1987. The M-11 was used operationally in the Balkans. Portuguese M-11s are armed with a Browning M-1919 machine gun on the commanders position. They are finished in a uniform olive green colour common to all Portuguese army vehicles.

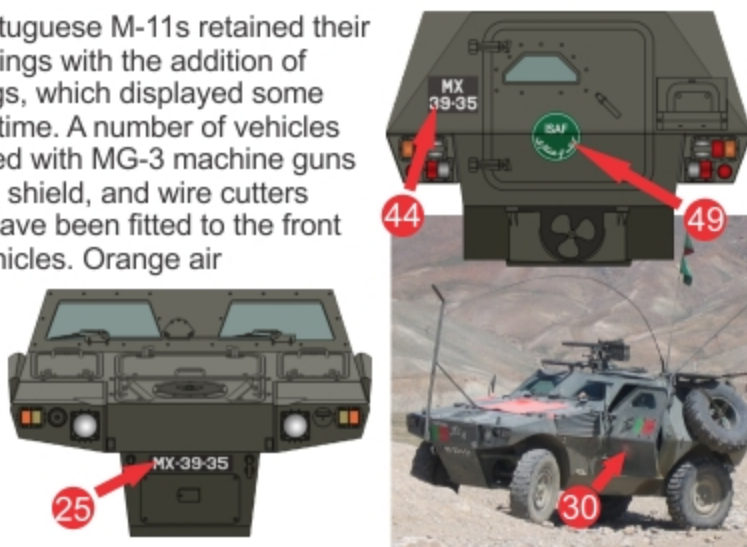


Portuguese M-11s in Kosovo seem to have gone through many variations in their markings. It is possible that due to their hard use some markings became worn and were replaced. For a period some vehicles sported individual names.

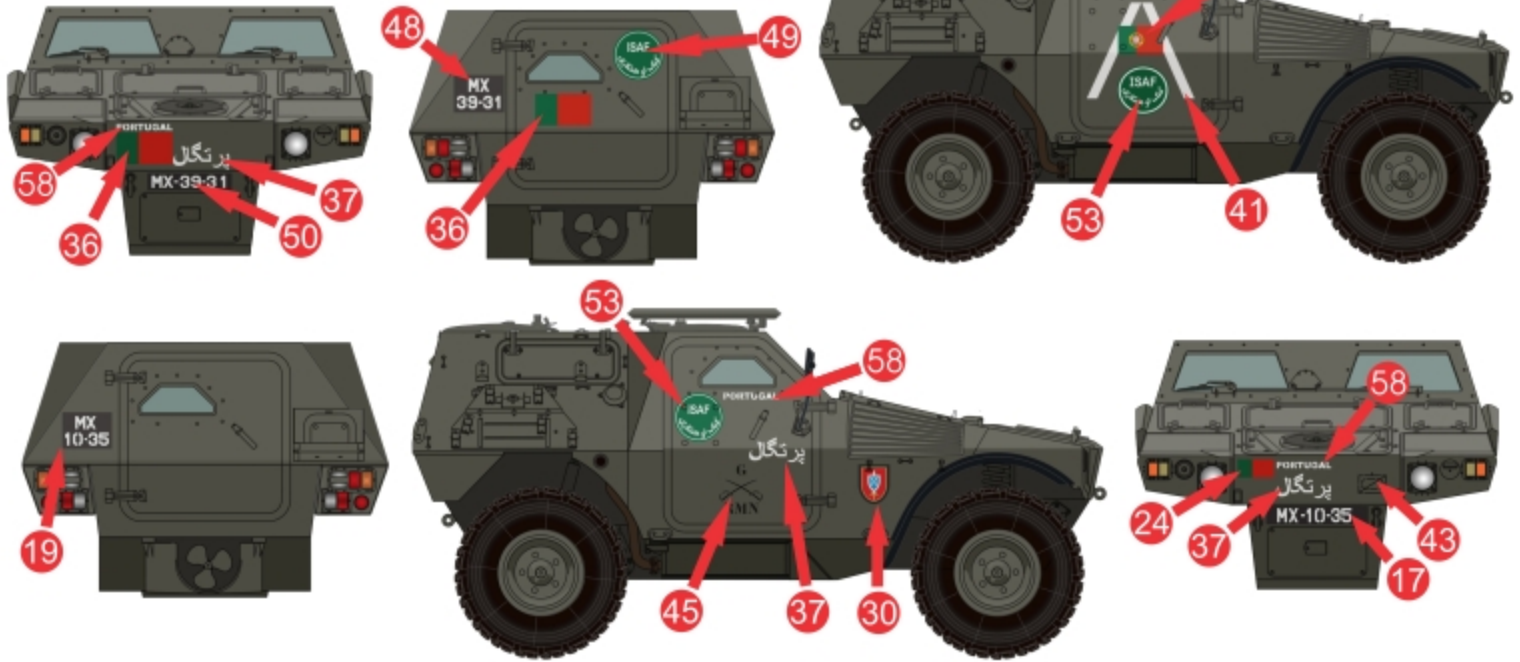


At some point in time KFOR vehicles adopted a vinyl sticker for the mission badge.

In Afghanistan Portuguese M-11s retained their colours and markings with the addition of mission markings, which displayed some variation over time. A number of vehicles were re-armed with MG-3 machine guns fitted with a shield, and wire cutters seem to have been fitted to the front of all vehicles. Orange air recognition panels were widely used.



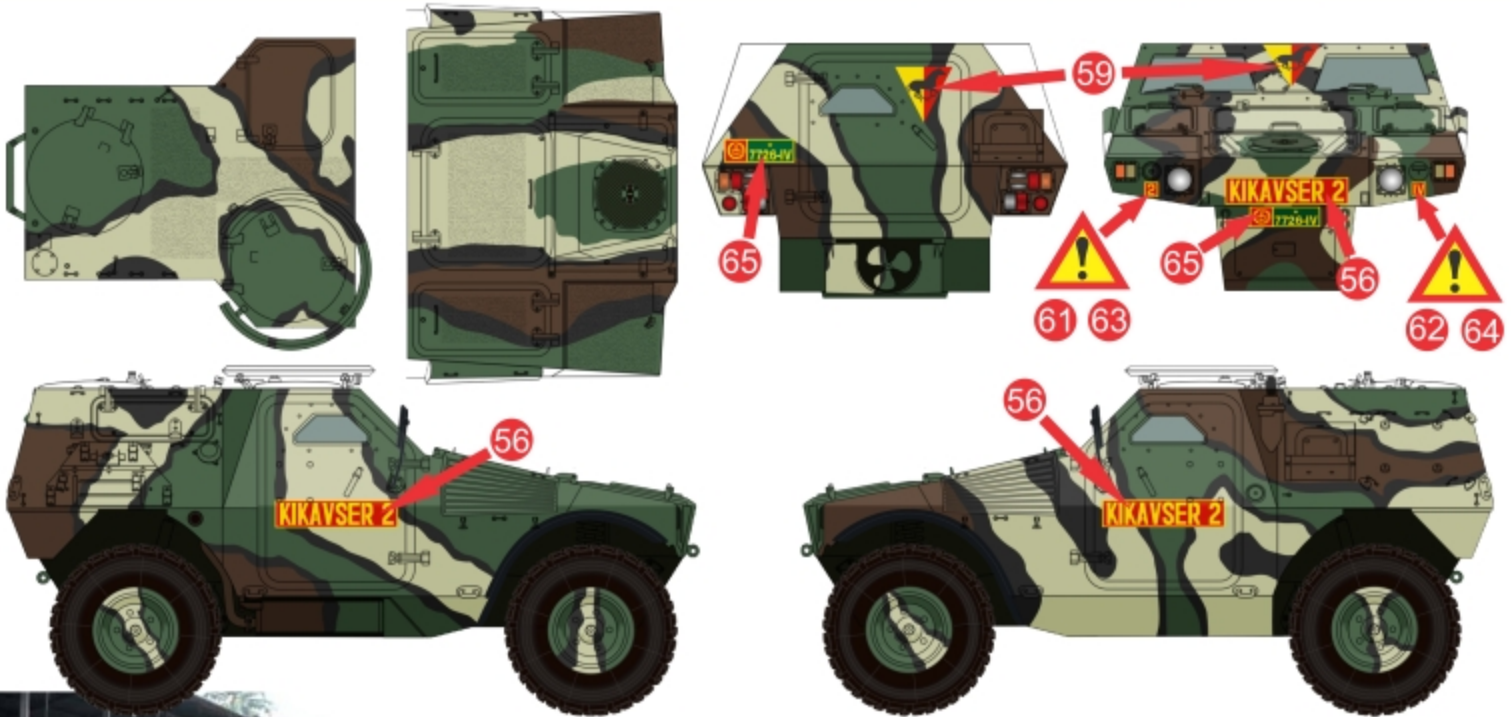
NOTE: Photographs of this vehicle appear in the book "ISAF Vehicles Afghanistan 2007" by Dick Taylor, Mushroom Model Publications.



INDONESIA



Indonesian VBLs are finished in a four-colour camouflage pattern of greenish sand, chocolate brown, green and black which seems to be standard on all vehicles. They are armed either with a Browning M-1919 or an M-60 machine gun on the commanders position.



NOTE: Marking 56 does not always appear on the rear door.

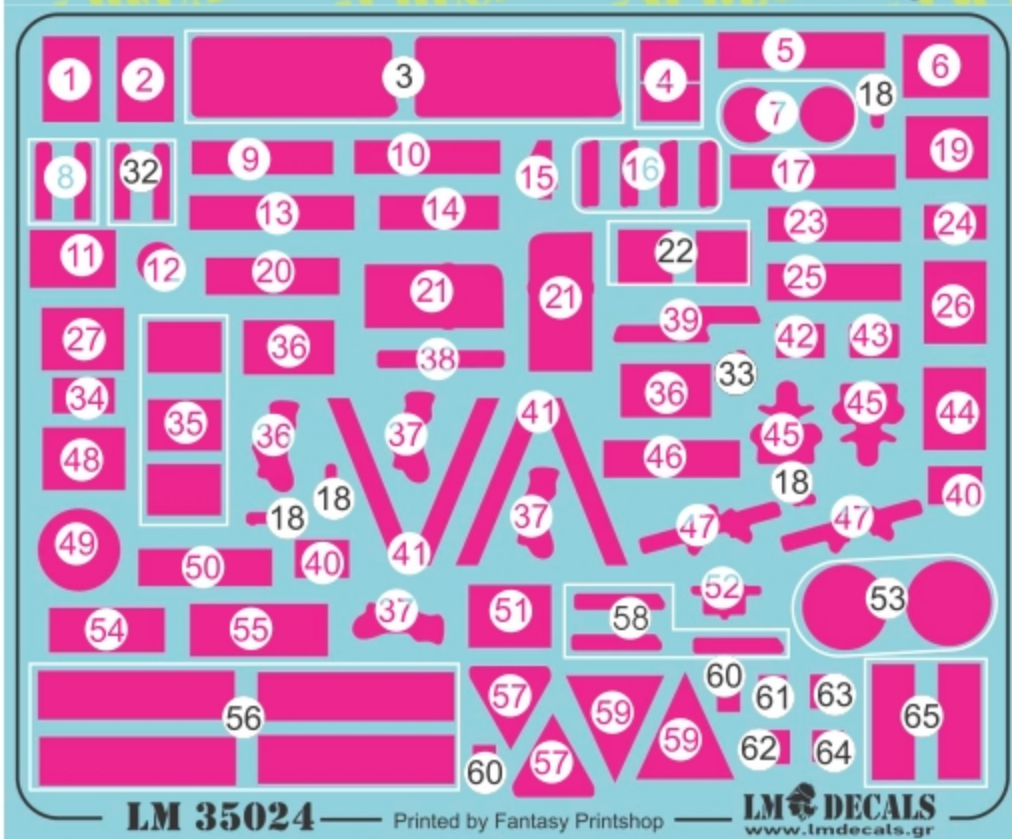


NOTE: It is possible that markings 57 and 60 have also appeared on the rear.



Panhard VBL (short wheelbase) in international service

LM35024



NOTE: Marking 15 may be used for the bridge class marking instead of the kit supplied decal. The disk will have to be painted.



ATTENTION!

This symbol indicates that alternative markings are applicable in this position **OR** that the same marking applies to more than one colour scheme.

NOTE

The markings below have been printed on a digital Sol-ink printer by DecalPrint.de. The modeller should treat these with extra care and cut as close as possible to the design because the carrier film extends over the complete decal paper.



Disclaimer

Some of the photos used in these instructions have been found on the internet, some of them on sites which are no longer available so tracing their source is not always possible.

It is not my intention to infringe on anybody's copyright. If any of the material seen here is your own please get in touch and I will gladly give all due credit.

This instruction sheet may be downloaded and printed for your personal use.

Decals printed by: Fantasy Printshop

www.lmdecals.gr