

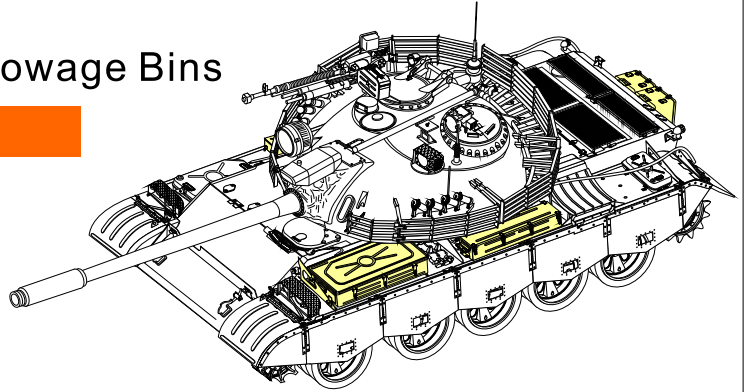

1/35 MILITARY MINIATURE VEHICLE UPGRADE SERIES PEA426








Iraqi TYPE69 II Medium Tank Stowage Bins


伊拉克69 II坦克储物箱组

[For TAKOM 2054]

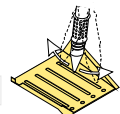
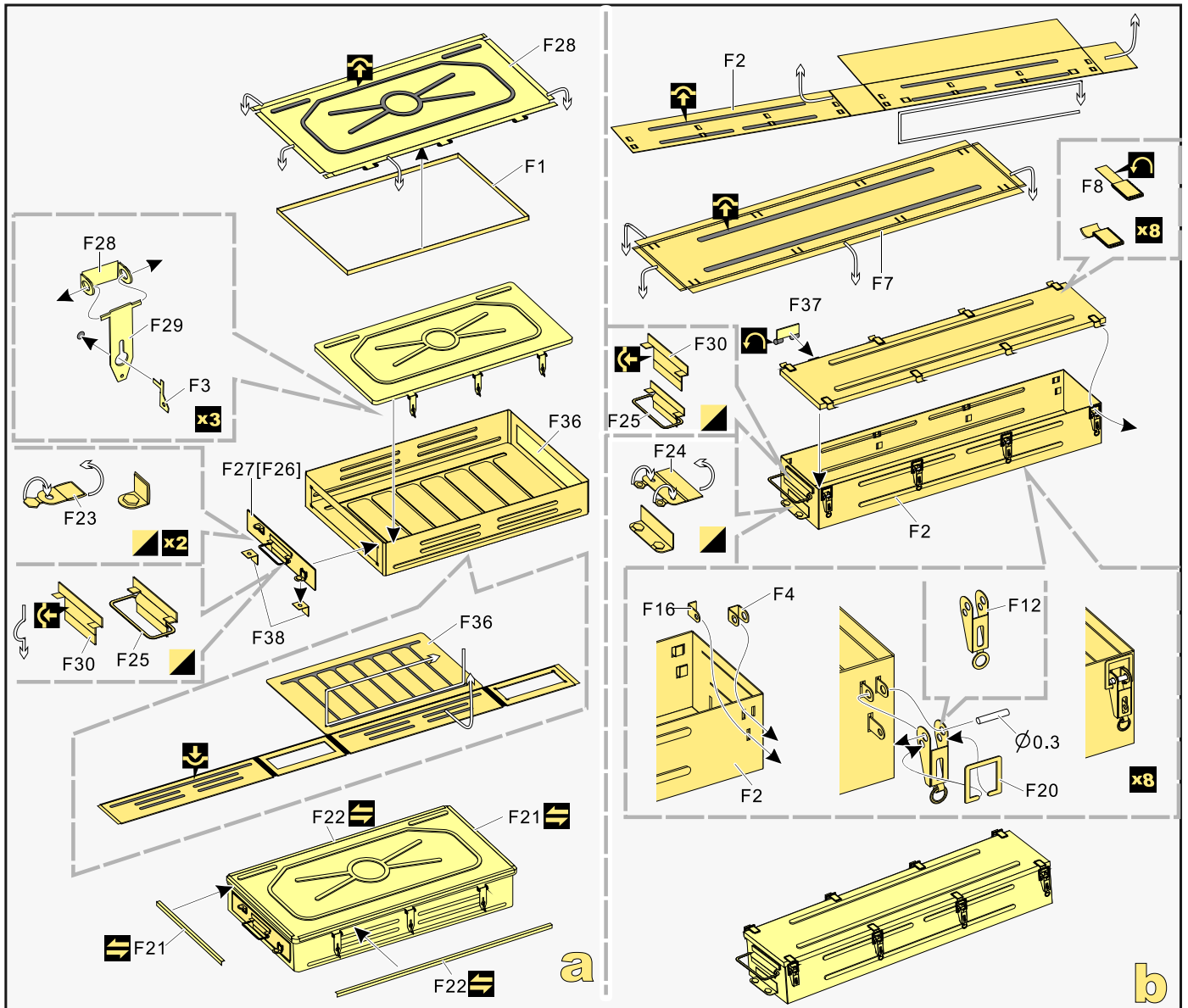
■ 推荐使用工具 RECOMMENDED TOOLS



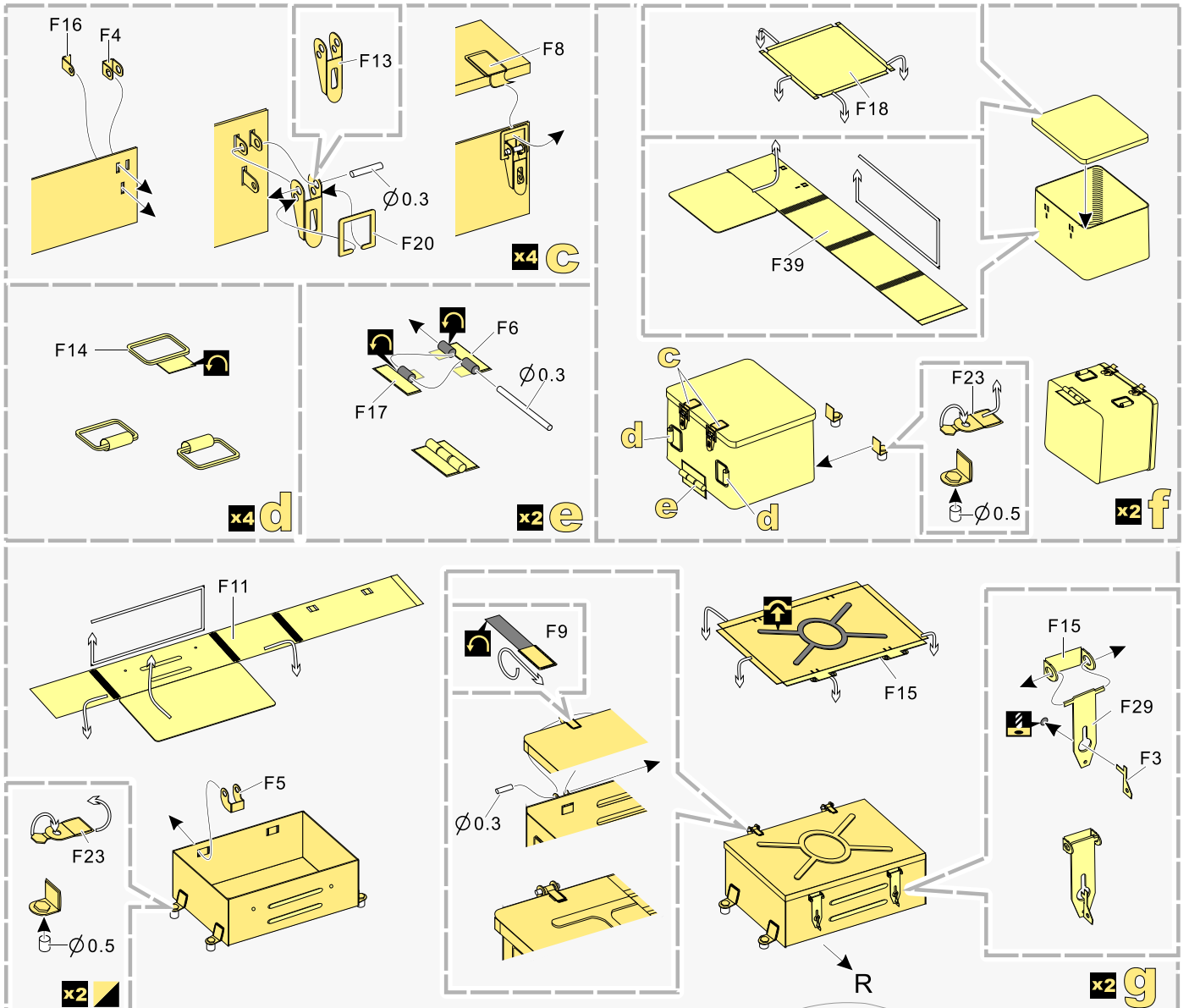
- 
 安装
install
- 
 折叠
bend
- A1**
 改造件零件编号
PE/resin part number
- B12**
 原零件编号
kit part number
- C22**
 被替换的原零件编号
replaced kit part number
- 
 另一侧相同制作
repeat on opposite side
- 
 切除
remove
- 
 打磨
grind off
- 
 弧度卷曲
radial bending
- x2**
 制作若干组
multiple assembly
- 
 选择安装
alternative


 用尖端在凹槽处冲压
use penpoint to press on the dent

蚀刻片零件内朝面向上
Put the part upside down
 用笔尖在凹槽处刺
Use penpoint to press on the dent

1/35 MILITARY MINIATURE VEHICLE UPGRADE SERIES PEA426



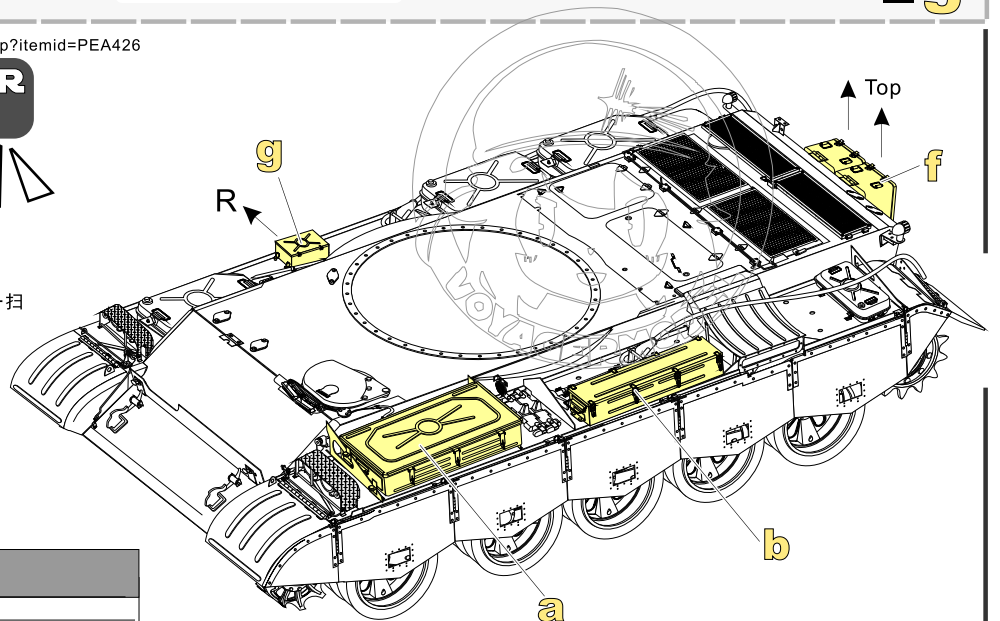
[Http://www.voyagermodel.com/productdetails.asp?itemid=PEA426](http://www.voyagermodel.com/productdetails.asp?itemid=PEA426)



**VOYAGER
MODEL**



更多PEA 426样品照片参考请扫一扫
MORE PICTUER OF PEA 426
REFERENCE SCAN HERE



Recommended item	
PE 35987	Iraqi TYPE69 II Medium Tank Basic
PE 35988	Iraqi TYPE69 II Medium Tank Fenders&Track Covers
VBS 0507	Modern Russian T-54/69II Barrel