

Instructions

This AirDOC decal set allows you to build 15 Junkers Ju 88 bomber aircraft of the following Kampfgeschwader

1 Ju 88 A-5 V4+AD of Stab III/KG1 "Hindenburg", 2 Ju 88 A-4 V4+HU of 10/KG 1, 3 Ju 88 A-5 5K+GN of 5/KG 3 "Blitz", 4 Ju 88 A-4 5K+AA of Geschwaderstab KG 3, 5 Ju 88 A-4 5K+BP "Margot" of 6/KG 3, 6 Ju 88 A-4 5K+KK of 2/KG 3, 7 Ju 88 A-4 5K+WT of 9/KG 3, 8 Ju 88 A-5 4D+AB of Stab I/KG 30 "Adlergeschwader", 9 Ju 88 A-4 4D+CH of 1/KG 30, 10 Ju 88 A-5 4D+MN of 5/KG 30, 11 Ju 88 A-1 4D+CH 1/KG 30, 12 Ju 88 A-1 4D+DC of Stab II/KG 30, 13 Ju 88 A-4/Torp 1T+BS of Stab III/KG 26 "Löwengeschwader", 14 Ju 88 A-14 III+KT of 9/KG 26 and 15 Ju 88 A-17 III+VII of 1/KG 26

Decal application

To apply the decals cut each subject carefully from the backing paper. Do not cut away the excess film. Dip the decal for about 20 seconds into water and wait until it slides easily on the backing paper. Do not pull or push the decals before the adhesive has completely dissolved, otherwise it might be ruined. You may use a setting solution but this is not necessary. After the decal is applied to the model's surface, wait several hours until it has set and dried properly. **Do Not Touch It Prior!** Depending on the surface's quality, a gloss varnish should be sprayed onto the model prior to the application of the decals, thus, the clear excess film will disappear completely. Happy Decaling!

Kit suggestions to build a correct Junkers Ju 88 A-1, A-5, or A-4

- 1/72 scale modelers try to obtain the Italeri or Hasegawa HAE 25 Junkers Ju 88 A-4 kit
- 1/48 scale - Dragon or Revell/Monogram Pro-Modeler Junkers Ju 88 A-4 kit

We advise you to use the following update and conversion kits, which are a must have for the serious modeler

1/72 scale

Aires	7138 Ju 88 A-4 cockpit set
Falcon	V09 includes a vacu-formed canopy for a Ju 88 A-1
Falcon	V28 includes a vacu-formed canopy for a Ju 88 A-5
True Details	TD 72027 Ju 88 bulged wheels

1/48 scale

Aires	4052 Ju 88 A-4 cockpit set
Aires	4138 Ju 88 A-4 detail set
CMK	4009 Ju 88 A-4 interior set
Cutting Edge	48042 Ju 88 flaps
Cutting Edge	48275 Ju 88 control surfaces
Falcon	V35 includes vacu-formed canopies for a Ju 88 A-1 and A-5 (for Dragon/Revell)
Falcon	V55 includes a vacu-formed canopy for a Ju 88 A-4 (for Dragon/Revell)

Model Design Constructions

MDC	CV 48018 Ju 88 A-1, A-5 and early A-4 unbalanced rudder and fin
MDC	CV 48019 Ju 88 A-1 conversion set (for Dragon/Revell)
MDC	CV 48020 Ju 88 A-4 and later variants balanced rudder and fin
MDC	CV 48029 Ju 88 A-5 conversion set (for Dragon/Revell)
True Details	TD 48029 Ju 88 A-4 bulged wheels

AirDOC World War II Combat Aircraft Photo Archive ADC 002

Junkers Ju 88 A-D - The German Fast Medium Bomber
ISBN 3-935687-41-9

Size A-4, 48 pages, softcover, approx. 100 black and white photographs, complete English text and captions, color graphics and side views.

A great source for the modeller and diorama builder!
Retail price EURO 13.95 (postage not included)

This set is for the experienced modeler only and should be kept out of reach of little children. Not suited for children under the age of 14!

[AirDOC] Aircraft Documentations
Wilhelmstr. 2b - 91054 Erlangen - Germany - Phone +49-9131-401993
Fax + 49-9131-539119 - E-mail: andreas Klein@airdoc.eu - All major credit cards accepted!


● ADM 72010
○ ADM 48010

[AirDOC]

Aircraft Documentations


Junkers JU 88 - Part 2

Ju 88 A - KG 1 "Hindenburg", KG 3 "Blitz",
KG 26 "Löwengeschwader", KG 30 "Adlergeschwader"



Thanks to Richard J. Caruana from Malta, for providing the basic art work to finish these instructions! <http://members.bell.net.mt/airart>


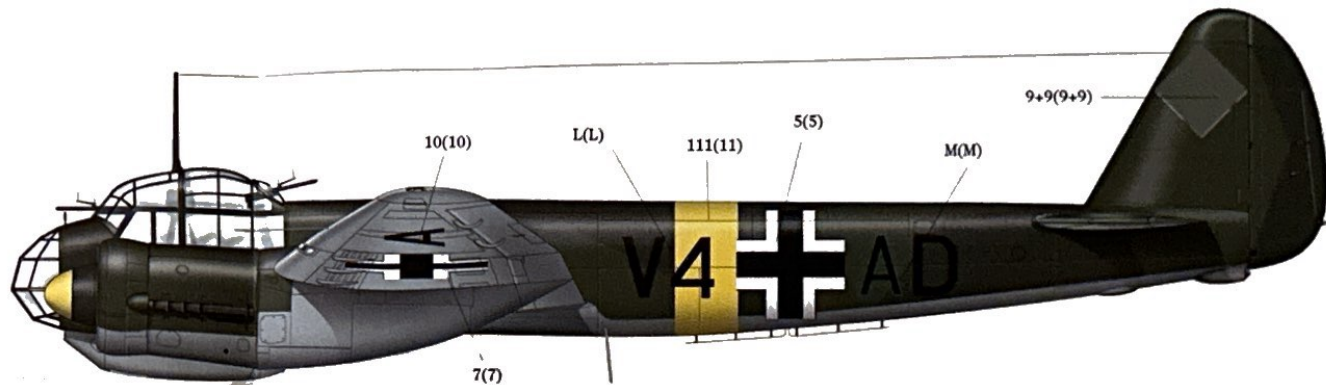




10()

1. Junkers Ju 88 A-5, V4+AD, Stab III./KG 1 "Hindenburg", Russia, 1941

Standard camouflage of RLM 70, 71 and 65 with Eastern Front identification markings of yellow fuselage stripe and yellow spinner tip. Defensive armament consisted of three MG 15 in A- and B-Stand (gun mounts) and one MG 15 in Bola 39 C-Stand. Late style double-bulged canopy with two armoured circular-revolving B-gun mounts. Early unbalanced rudder and fin.



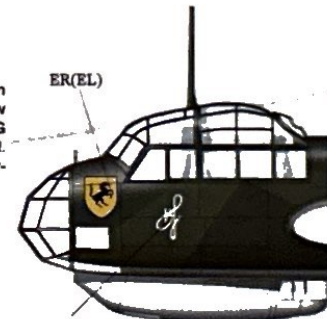
7(7)

2. Junkers Ju 88 A-4, V4+HU, 10./KG 1 "Hindenburg", Russia, 1942

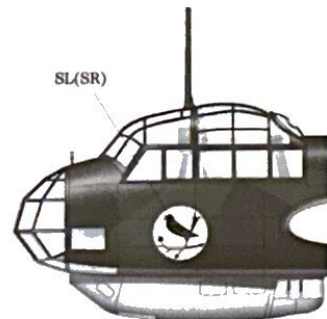
Standard camouflage of RLM 70, 71 and 65 with Eastern Front identification markings of yellow wing tips and yellow fuselage stripe. Defensive armament consisted of three MG 15 in A- and B-Stand and one MG 15 in the Bola 39 C-Stand. Late style double-bulged canopy with two armoured circular-revolving gun mounts as B-Stand.

*Note - white "17" painted on top of Swastika

The number in brackets behind the decal number e.g. 7(7) indicates the decal to be used on the other side of the aircraft.



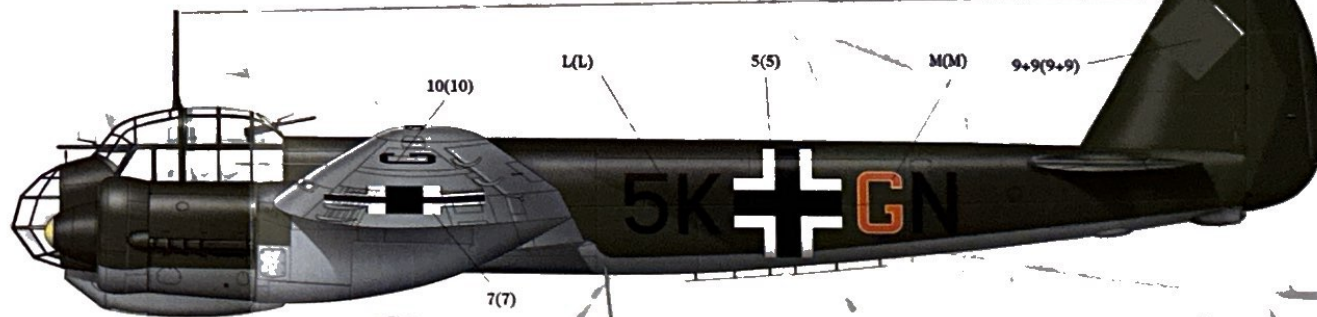
10()



SL(SR)

3. Junkers Ju 88 A-5, 5K+GN, 5./KG 3 "Blitz", France 1940


Standard camouflage of RLM 70, 71, 65 and yellow spinner tips. Defensive armament consisted of three MG 15 in A- and B-Stand and one MG 15 in early armoured C-Stand. Early style non-bulged canopy with two fixed unarmoured mounts in B-Stand. Early unbalanced rudder and fin.



7(7)

4. Junkers Ju 88 A-4, 5K+AA, CO aircraft Geschwaderstab KG 3 "Blitz", Russia, early 1942

Standard camouflage consisting of RLM 70, 71 and 65. The aircraft featured Eastern Front identification markings of yellow wing tips and a yellow fuselage stripe. Note white, red and yellow spinner stripes. Defensive armament consisted of three MG 81J in A- and B-gun mounts and one MG 81Z in Bola 81 gun mount. Late style double-bulged canopy with two armoured circular-revolving gun mounts as B-Stand.



10(10) or 10a
the aircraft was seen with
both black and green letters

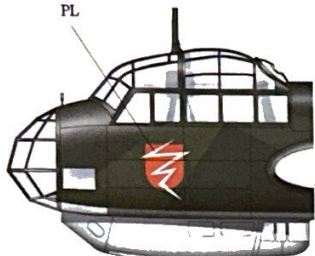

7(7)



OL(OR)

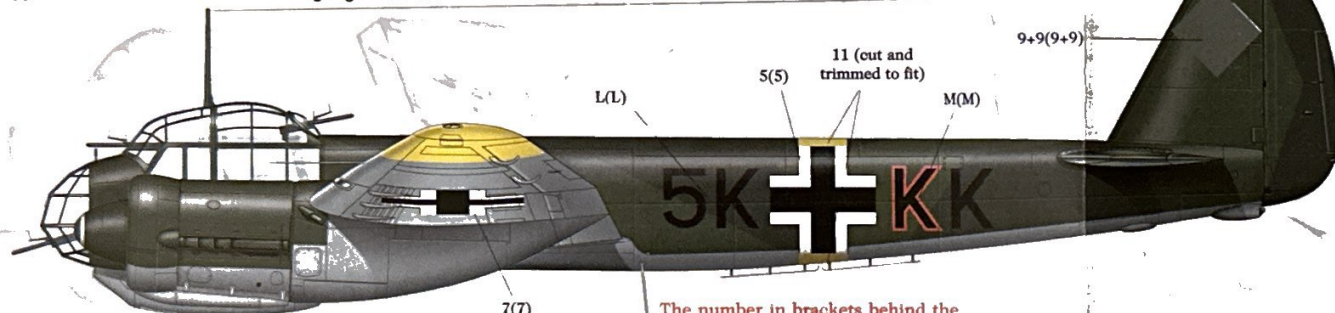
ADM 72/48010
Junkers JU 88 - Part 2
Ju 88 A - KG 1 "Hindenburg", KG 3 "Blitz",
KG 26 "Löwen", KG 30 "Adler"

5. Junkers Ju 88 A-4, 5K+BP "Margot", 6./KG 3 "Blitz", Russia, 1942




Standard camouflage of RLM 70, 71 and 65 with Eastern Front identification markings of yellow wing tips, yellow fuselage stripe. Bottom surfaces overpainted in black. The aircraft featured a 20 mm MG FF cannon in the ventral gondola and a so-called Kuto-Nase cable cutting device. Note yellow spinners. Defensive armament consisted of three MG 81 in A- and B-Stand and one MG 81Z in Bola 81Z C-Stand. Late style double-bulged canopy with two armoured circular-revolving B-gun mounts.

6. Junkers Ju 88 A-4, 5K+KK, 2./KG 3 "Blitz", Russia, 1942

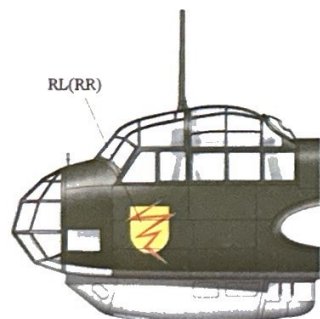


Standard camouflage of RLM 70, 71 and 65 with Eastern Front identification markings of yellow wing tips, yellow fuselage stripe. White strips on spinners. Defensive armament consisted of three MG 81J in A- and B-Stand and one MG 81J in Bola 39 C-Stand and a single MG 81 in field modified nose glazing. Late style double-bulged canopy with two armoured circular-revolving B-gun mounts.




The number in brackets behind the decal number e. g. 7(7) indicates the decal to be used on the other side of the aircraft.


7. Junkers Ju 88 A-4, 5K+WT, 9./KG 3 "Blitz", Russia, 1943



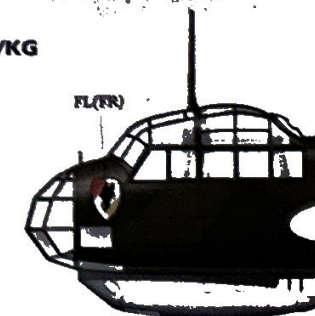
Non-standard camouflage of RLM 71 and 65 with Eastern Front identification markings of yellow wing tips and yellow fuselage stripe. Note yellow spinner tips. Defensive armament consisted of three MG 81J in A- and B-Stand and one MG 81Z in Bola 81 C-Stand and a single MG 81 in field modified nose glazing. Late style double-bulged canopy with two armoured circular-revolving B-gun mounts. Kuto-Nase balloon fender (cable cutting device).



8. Junkers Ju 88 A-5, 4D+AB, Stab I./KG 30 "Adlergeschwader", Norway, 1940



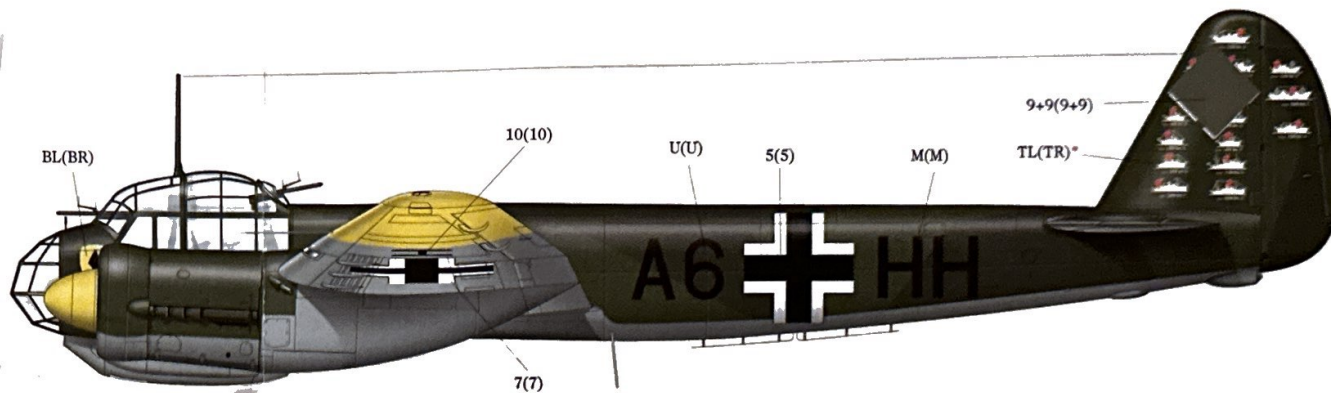
Standard camouflage of RLM 78 and 79, 71. Spinners painted RLM 70 with white front portion. Note the aircraft featured Mediterranean Theatre identification markings of white wing tips and a white fuselage stripe. Defensive armament consisted of three MG 15 in A- and B-gun mounts and one MG 15 in early unprotected C-Stand gun mount. Early style non-bulged canopy with two fixed unarmoured mounts in B-Stand. Early unbalanced rudder and fin.



9. Junkers Ju 88 A-4, A6+HH, 1./KG 30 "Adlergeschwader", Norway 1941, personal aircraft of Maj. Werner Baumbach

Standard camouflage of RLM 70, 71 and 65 with Eastern Front identification markings of yellow wing tips and yellow spinners. Defensive armament consisted of three MG 15 in A- and B-Stand (gun mounts) and a single MG 15 in Bola 81 C-Stand. Late style double-bulged canopy with two armoured circular-revolving B-gun mounts. Early unbalanced rudder and fin.

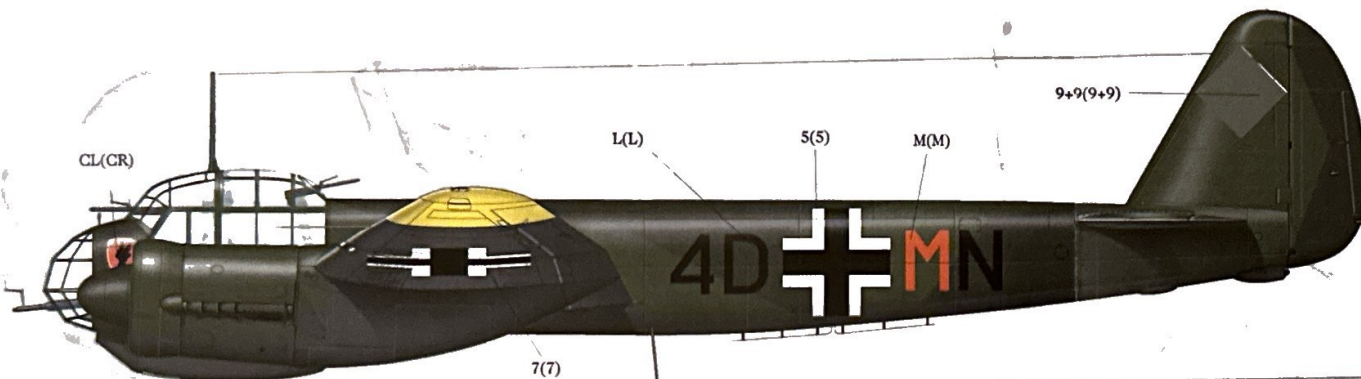
*Note that the kill-marks of sunken ships were painted on top of the Swastika.



10. Junkers Ju 88 A-5, 4D+MN, 5./KG 30 "Adlergeschwader", Norway, 1941


Standard camouflage of RLM 70, 71 and 65 with Eastern Front identification markings of yellow wing tips and red spinners. Bottom surfaces overpainted in black. Defensive armament consisted of three MG 15 in A- and B-Stand (gun mounts) and a single MG 15 in early armoured C-Stand. MG FF 20 mm cannon in field modified nose glazing. Early style non-bulged canopy with two fixed unarmoured mounts in B-Stand.

The number in brackets behind the decal number e. g. 7(7) indicates the decal to be used on the other side of the aircraft.



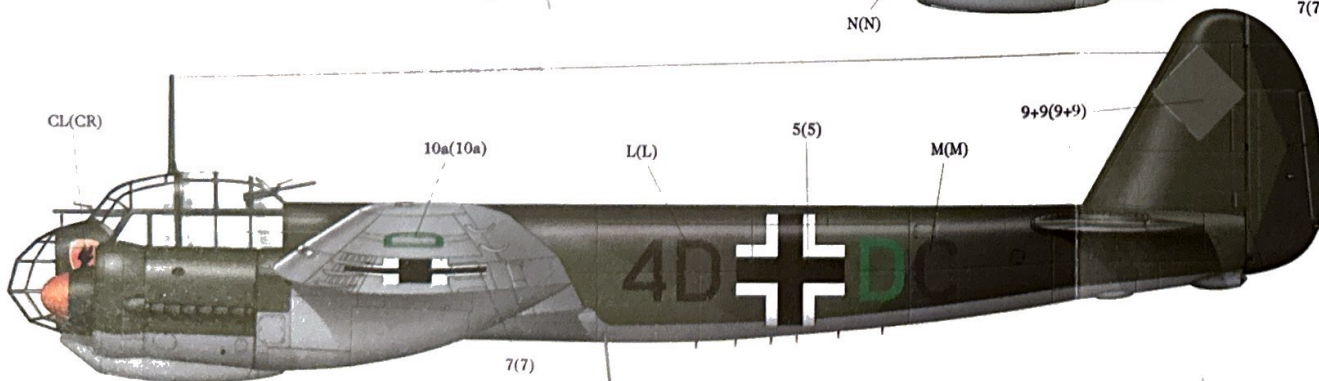
11. Junkers Ju 88 A-1, 4D+CH, 1./KG 30 "Adlergeschwader", The Netherlands, 1940

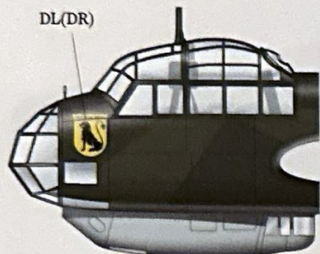
Standard camouflage of RLM 70, 71 and 65 with white spinner tip. Defensive armament consisted of two MG 15 A- in B-Stand and one MG 15 in early unarmoured C-Stand. Early style non-bulged canopy with a single unarmoured mount in B-Stand.



12. Junkers Ju 88 A-1, 4D+DC, Stab II./KG 30 "Adlergeschwader", The Netherlands, 1940


Standard camouflage of RLM 70, 71 and 65 with front portion of the spinner in red. Defensive armament consisted of two MG 15 A- in B-Stand and one MG 15 in unarmoured Bola 39 C-Stand. Early style non-bulged canopy with a single unarmoured mount in B-Stand.





13. Junkers Ju 88 A-4 (Torp.), 1T+BS, Stab III./KG 26 "Löwengeschwader", Italy, 1943


Standard camouflage of RLM 70, 71 and 65 with Mediterranean Theatre identification markings of white fuselage stripe. The aircraft featured red spinner stripes. Defensive armament consisted of three MG 81J in A- and B-Stand (gun mounts) and a single MG 81J in Bola 39 C-Stand. Late style double-bulged canopy with two armoured circular-revolving B-gun mounts. Torpedo attachment points and cable duct (bulge) on right front section below the cockpit.



14. Junkers Ju 88 A-14, 1H+KT, 9./KG 26 "Löwengeschwader", Norway, Fall 1944

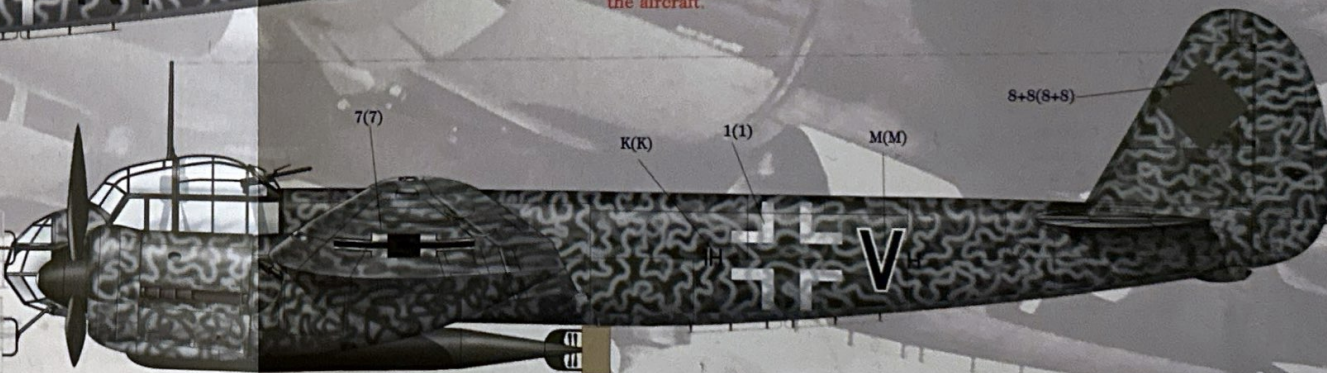
Wave pattern of RLM 76 over solid base colour RLM 75. Yellow stripe on spinner. MG FF 20 mm in ventral gondola as standard. Defensive armament consisted of three MG 81J in A- and B-Stand and one MG 81Z in the Bola 81 C-Stand. Late style double-bulged canopy with two armoured circular-revolving gun mounts as B-Stand.

The number in brackets behind the decal number e. g. 7(7) indicates the decal to be used on the other side of the aircraft.





15. Junkers Ju 88 A-17, 1H+VH, 1./KG26, Norway, 1944

Standard camouflage of RLM 70, 71 and 65. Top surfaces overpainted in a wave pattern of RLM 76, bottom surfaces in RLM 70 (Mäandertarnung). FuG 200 "Hohentwiel", two PVC 1006 torpedo racks with two LT F5b aerial torpedos. Defensive armament consisted of two MG 81J in B-Stand. Late style double-bulged canopy with two armoured circular-revolving dorsal gun mounts as B-Stand. Ventral gondola removed.



16. Junkers Ju 88 A-4, 5K+BP, 6./KG 3 "Blitz", Russia, 1942 (second version prior to becoming "Margot")

Standard camouflage of RLM 70, 71 and 65 with Eastern Front identification markings of yellow wing tips, yellow fuselage stripe. The aircraft featured a 20 mm MG FF cannon in the field modified ventral gondola and a so-called Kuto-Nase cable cutting device. Note yellow spinners. Defensive armament consisted of three MG 81J in A- and B-Stand and one MG 81Z in Bola 81 C-Stand. Late style double-bulged canopy with two armoured circular-revolving B-gun mounts.

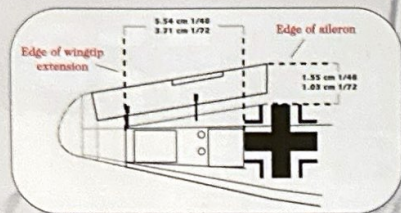


ADM 72/48010


Junkers JU 88 – Part 2

Ju 88 A - KG 1 "Hindenburg", KG 3 "Blitz",
KG 26 "Löwen", KG 30 "Adler"


RLM 65 light blue	wavy pattern of RLM 79 and black over dark blue
RLM 71 dark green	wavy pattern of RLM 76 over standard camouflage
RLM 70 black green	wavy pattern of RLM 76 over RLM 75
RLM 79 sand yellow	RLM 25 bright green
RLM 78 light blue	RLM 04 yellow
RLM 21 white	RLM 23 bright red
medium grey	



Exact position of underwing "Balkenkreuz"
First apply decal no. 7 then add the dive brake!



Junkers Ju 88 A, D, T
standard three-tone camouflage



Kuto-Nose cable cutting device on both sides of the front fuselage and nose glazing. Forward firing MG FF in modified ventral gondola with.



Field modified nose glazing with forward firing MG FF. MG-15 in A-Stand (mounted in the windshield). Note a non-standard MG 15 pointing to the side.



Late style double-bulged rear canopy with two armored circular-revolving B-gun mounts with MG 81 – mostly found on late A-5 and A-4 aircraft.



Early style non-bulged rear canopy with two unarmored fixed B-gun mounts with MG 15 – mostly found on Ju 88 A-1, A-5 and D-2 aircraft.



Late style Bola 81 C-Stand with twin MG 81Z.